

CONTENTS

YOUTH LEADER GUIDE—UNIT 2

Flexible curriculum that nurtures lifelong disciples of Jesus

Enduring Faith Bible Curriculum can be used during Sunday School, Midweek programs, small groups, and homeschool—*any time, any day* your congregation meets weekly. With several age levels, the curriculum supports your church's members at whatever stage of life they are to sustain faith that endures for a lifetime.

| LESSON | LESSON TITLE / TEXT |
|--------|--|
| 1 | A Divided Kingdom—Jeroboam and Rehoboam <i>1 Kings 11:9–13, 26–40; 12:1–24</i> |
| 2 | Comfort in Captivity—Jeremiah <i>Jeremiah 1:4–10; 29:1–14; 31:31–34; 33:14–16</i> |
| 3 | A Trap and a Release—Daniel <i>Daniel 6</i> |
| 4 | Homecoming Hopes—Return from Exile <i>Ezra 1:1–2; 7:11–28; Nehemiah 2:1–8; 12:27–43</i> |
| 5 | A Nativity Night—Jesus' Birth <i>Luke 2:1–20</i> |
| 6 | Wise Men Worship—Magi <i>Matthew 2</i> |
| 7 | Claimed and Tested—Jesus' Baptism and Temptation <i>Luke 3:15–22; 4:1–13</i> |
| 8 | Fishers Follow—Jesus Calls Disciples <i>Luke 5:1–11</i> |
| 9 | The Wine Sign—A Wedding at Cana <i>John 2:1–11</i> |
| 10 | Mountain Message—Jesus Preaches on the Mount <i>Matthew 6:25–34</i> |
| 11 | A Weather Wonder—Jesus Calms a Storm <i>Mark 4:35–41</i> |
| 12 | A Life Restored—Jairus's Daughter <i>Mark 5:21–24, 35–43</i> |
| 13 | The Fish-and-Bread Sign—Jesus Feeds Five Thousand <i>John 6:1–15</i> |
| 14 | A Hearing Aide—Jesus Heals a Deaf Man <i>Mark 7:31–37</i> |

Enduring Faith™
Copyright © 2019 Concordia Publishing House
3558 S. Jefferson Ave., St. Louis, MO 63118-3968
1-800-325-3040 • cph.org

All rights reserved. Unless specifically noted, no part of this publication may be reproduced, stored in a retrieval system, or transmitted, in any form or by any means, electronic, mechanical, photocopying, recording, or otherwise, without the prior written permission of Concordia Publishing House.

Series Editor: Lisa M. Clark

Edited by Mary Laesch

Scripture quotations are from the ESV® Bible (The Holy Bible, English Standard Version®), copyright © 2001 by Crossway, a publishing ministry of Good News Publishers. Used by permission. All rights reserved.

Hymn text in Lesson 9 is from *Lutheran Service Book*, copyright © 2006 Concordia Publishing House. All rights reserved.

Martin Luther quotation in Lesson 13 is from *Luther's Works*, American Edition: vol. 31 © 1957 by Augsburg Fortress, used by permission of the publisher.

Your comments and suggestions concerning this material are appreciated.
Email us at sundayschool@cph.org.


Manufactured in the United States of America

ENDURING FAITH™

Sunday School • Midweek
Bible Curriculum

YOUTH LEADER GUIDE

Unit 2: God Redeems His People



TIMELINE B

First Greek city-states established
900 BC

Iron Age societies develop
in Germany and Austria

800 BC
First recorded Olympic games
in Greece
776 BC

Celts begin to settle in Ireland
500 BC

Work begins on
Great Wall of China
220 BC

Han Dynasty restored in China
AD 23


KEY

Bible Survey

**Old Testament
Exploration**

**New Testament
Exploration**

World History



ADDITIONAL LEADER HELPS

YOUR ROLE AS YOUTH LEADER

As a youth leader, you have the opportunity to challenge your group of learners to become critical thinkers who embrace God’s Word as truth and connect it to their lives, empowering them to *defend* their faith. Your role is to be a positive, encouraging, nurturing guide who listens and facilitates discussion as you share the saving truth and love of Jesus Christ.

Building positive relationships with and between youth is very important. When you create a safe, nurturing environment where everyone shows care and respect for one another, youth will feel comfortable sharing their thoughts, ideas, and questions.

Make your classroom a place where students can talk openly and share struggles. Remind students to respect one another’s privacy. Tell them you will not share their stories outside of class. However, if a student shares something that is potentially dangerous to self or others, you have the responsibility to take it to your pastor for guidance.

Most likely, you will have a group of learners with varying degrees of familiarity with the Bible. Make it easier for everyone to find Bible verses by providing Bibles in the same version and writing down page numbers. Or bookmark pages ahead of time with sticky notes. Explain book, chapter, and verse numbers as needed.

DEFEND THE FAITH: SOCIAL MEDIA HELPS

Engage with your students and their families outside the classroom! The youth level of this curriculum includes two images per lesson as well as some discussion helps.

1. Use the Prep Question post before class, preparing youth and their families with a topic for discussion.
2. Use the Follow-Up post after you meet, equipping families to talk about the lesson this week.

You can share these images from a church social media account. With your post, include the discussion helps found in the online digital resource center. If you prefer, you can use the content in an email, pasting the images there. Adapt the content to make it your own.

MAKE YOUR OWN LIBRARY OF CPH RESOURCES

Throughout the teacher-preparation sections, we have pointed to some key resources that would benefit you to have on hand as you prepare your lessons.

The Lutheran Study Bible (CPH, 2009), also referred to as *TL SB*

Lutheran Service Book (CPH, 2006), also referred to as *LSB*

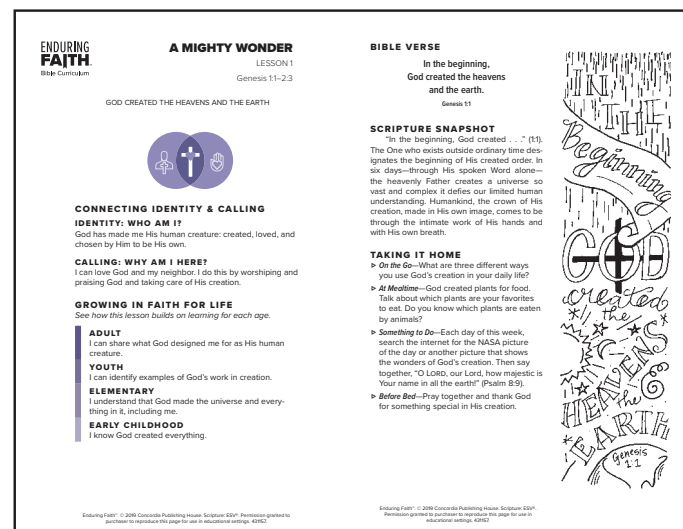
Luther’s Small Catechism with Explanation (CPH, 2017)

MORE ONLINE RESOURCES

Go to the online digital resource center for the Planning Guide, Pastor Guide, Unit Planner, Leader Devotions, Lesson Openings, and music resources. Ask your coordinator for access to the online digital resource center to get these materials.

ENDURING FAITH PAGES

Enduring Faith Pages are reproducible take-home resources that summarize each Bible lesson and provide suggestions for “taking home” Bible truths from the lesson. Each page also has an illustrated version of the day’s Bible verse, perfect for coloring. Find these materials in the online digital resource center and download them for copying.



ENDURING FAITH BIBLE CURRICULUM

OVERVIEW

The Enduring Faith Bible Curriculum features a Christ-centered, three-year chronological survey of Bible history with uniform outlines across all levels. The materials have been designed to help you teach the Christian faith in age-appropriate ways, with the goal of helping your students grow deeper in their understanding of God’s Word.

- Year 1 is an overview of the Bible and its major themes, tracing God’s plan of salvation from Genesis to Revelation.
- Year 2 looks at the Old Testament in depth.
- Year 3 looks at the New Testament in depth.
- There are three units per year, with fourteen lessons per unit; this allows for a seasonal lesson in each unit. Teachers can choose to teach the seasonal lesson when Thanksgiving, Christmas, or Easter occurs, or disregard it if they wish to stick with the chronology.
- There are four overlapping levels plus materials for a one-room classroom. Here is a handy chart that shows the focus of the levels and how all the levels connect:

| Level | Age Range | Objective | Summary Word |
|--------------------|---------------------------------------|----------------------|--------------|
| Early Childhood | Preschool through grade 1, nonreaders | Discover the account | Know |
| Elementary | Grades 1 through 6 | Explore the context | Grow |
| Youth | Grades 6 through 12 | Defend the faith | Go |
| Adult | Grade 11 through adult | Equipped to teach | Show |
| One-Room Classroom | Preschool through grade 6 | | |

FEATURES OF THE *DEFEND JOURNAL FOR YOUTH*

You will need one journal per student.

Page 1

- “The Big Picture” gives an overview of the Bible narrative.
- Thoughts, questions, and images guide youth as they study and discuss the Bible text.

Page 2

- “Christ Connection” shows how Jesus’ work of redemption is central to every lesson.
- An open-ended question helps youth take the Bible text to heart as they consider what it means for their lives. Learners have space to write their own thoughts and questions in their journal as they discuss with others.
- A final thought, question, or prompt leads youth to take what they’ve learned and put it into action.
- A Bible verse sums up the truth of the lesson.

HOW TO USE THE YOUTH LEADER GUIDE

OVERVIEW

The Overview lets you see the biblical foundation of each lesson at a glance. All levels share the same Bible Truth, Bible Verse, Law & Gospel, and Scripture Snapshot, allowing families to learn together. The Learner Goal is unique to each level.

SUPPLY LIST

FOR THIS LESSON Check this list for items you will need specifically for this lesson.

FOR EVERY LESSON Use this checklist as a reminder of items that you need on hand for every lesson.

PAGE 1 LEADER GUIDE

ENDURING FAITH
Sunday School • Midweek Bible Curriculum

YOUTH Unit 1 LEADER GUIDE Lesson 1

A MIGHTY WONDER

Creation Genesis 1:1–2:3 Beginning of time

OVERVIEW
BIBLE TRUTH God created the heavens and the earth.
BIBLE VERSE In the beginning, God created the heavens and the earth. Genesis 1:1
LEARNER GOAL I can identify examples of God's work in creation.
LAW & GOSPEL We forget or even refuse to believe that God is our Creator. He created us, and we are dependent on Him for our life and salvation through His Son, Jesus Christ.
SCRIPTURE SNAPSHOT "In the beginning, God created..." (1:1). The One who exists outside ordinary time designates the beginning of His created order. In six days—through His spoken Word alone—the heavenly Father creates a universe so vast and complex it defies our limited human understanding. Humankind, the crown of His creation, made in His own image, comes to be through the intimate work of His hands and with His own breath.

LESSON PREP
BASIC Read Genesis 1:1–2:3 and study notes in *The Lullum Study Bible*.
MORE TIME Read "Apologetics Helps" on the back page in preparation for the "Live" section.
IN DEPTH Read the First Article of the Apostles' Creed, its explanation, and questions in *Luther's Small Catechism with Explanation* (2017).

SUPPLY LIST
FOR THIS LESSON
 6 paper clips for each person
 Watch or timer
 Large sheets of paper or a whiteboard
 Markers or dry-erase markers
 Masking tape (if using large paper)
FOR EVERY LESSON
 Student copies of *Defend Journal*
 Bibles
 Pens
 Shareable images from digital resource center
 Supplies for bonus activities

LESSON PREP

Use these suggestions for your own Bible study as you prepare to lead this lesson.

BASIC Begin here—read the full Bible text.

MORE TIME Prepare for questions youth may ask.

IN DEPTH Gain a deeper understanding of the narrative and its context.

DIGITAL DOWNLOADS

Digital images with Prep Question and Follow-Up prompts are available to download and share with youth and families before and after each lesson. See the online digital resource center.

PAGE 4 LEADER GUIDE

APOLOGETICS HELPS
DEFEND THE FAITH
Scientists can't explain how everything came together in the perfect way to support the land, plants, animals, and human life. The only reasonable answer is that an intelligent Creator made and finely tuned our earth, solar system, galaxy, and universe.

FREQUENTLY ASKED QUESTIONS
► Are the six days of creation literally "days"?
• The Hebrew word for "day" is *yom*, which means a twenty-four-hour period, especially when you read the context of "evening and morning" for each of the six days of creation.
• Other sections of Scripture, such as Exodus 20:9–11, refer to a six-day creation.
► How old is the earth?
Although we can't accurately date events before the time of Abraham (2166 BC), Moses described what may be called a "young earth." The age of the earth is closer to thousands of years than an immense period of time.
► What do we know about evolution?
• Microevolution is the observable limited variation among individuals of a species that produces variety (such as types of dogs).
• Macroevolution is the theory that one kind of organism changes into an entirely different organism (such as reptiles changing into birds). This has never been observed or proven.

CONNECTING IDENTITY & CALLING
IDENTITY: WHO AM I?
God has made me His human creature: created, loved, and chosen by Him to be His own.
CALLING: WHY AM I HERE?
I can love God and my neighbor. I do this by worshiping and praising God and taking care of His creation.
GROWING IN FAITH FOR LIFE
See how His love builds on learning for each age.
ADULT
I can share what God designed me for as His human creature.
YOUTH
I can identify examples of God's work in creation.
ELEMENTARY
I understand that God made the universe and everything in it, including me.
YOUNG CHILDREN
I know God created everything.

BONUS ACTIVITIES
EVOLUTION CHAT
10–15 minutes
Discuss student experiences when evolution has been presented as a truth. Then discuss why evolution is a theory, not a proven fact. Encourage youth to speak the truth in love when talking with others about creation and evolution.

CREATION VIDEO
15–20 minutes
Look online for a short video that describes scientific reasons for believing in creation instead of evolution. Preview the video beforehand to make sure it is biblically sound. Afterwards, let youth share ideas for how they can talk with others about creation and evolution.

STAR-WATCHING
Outside of class
Sponsor a star-watching evening. Invite local stargazers to assist, and use telescopes, if possible. Invite friends, family, and other church members. Read psalms that rejoice in God's creation, such as Psalm 8, 33, 147, and 148.

APOLOGETICS HELPS

Defend the Faith helps youth and leaders look at faith issues from doctrinal, biblical, historical, and scientific viewpoints.

Frequently Asked Questions support discussion as leaders guide youth through questions about faith and life.

BONUS ACTIVITIES

Look here to find a variety of creative ways to complement, add to, or extend the lesson.

CONNECTING IDENTITY & CALLING

This section speaks to the universal questions of "Who am I?" and "What is my purpose in life?" from a biblical, Christ-centered viewpoint.

GROWING IN FAITH FOR LIFE

See how the level-specific Learner Goals articulate each lesson's Bible Truth in a developmentally appropriate way.

PAGE 2 LEADER GUIDE

LAUNCH
WALK-IN QUESTION
What's the best thing you've ever made?
CREATORS
Give each person six paper clips. Tell learners they have two minutes to create a sculpture. After two minutes, call "stop" and ask learners to tell about what they made.
SAY What kind of sculpture could you make with no materials?
Lead the discussion to how God created the universe out of nothing.
PRAY Lord God, thank You for the beautiful world You created for us. Guide us as we read Your Word and learn more about You and Your creation. Amen.

LEARN
READ "THE BIG PICTURE" AND TALK IT OUT
► What does the account of creation tell you about God?
DISCUSSION POINTS
• God is powerful—He created all things with His Word.
• God is orderly—He created ways to measure time and space, then a place for His creation to live, then the creation, and finally the caretakers of the creation, humans.
• God is creative—think of the variety of landforms, plants, and animals God made.
• God is loving—God planned for care of humans through His creation and also for the care of creation through the humans He made.
LEARN ABOUT "THE WONDERS OF CREATION"
Read and visualize what God made each day on large sheets of paper or a whiteboard. Or have youth write and draw in their journals.
DISCUSSION POINTS
• Day 1: Genesis 1:1–5 God made matter (heavens and earth) out of nothing; the earth was empty and formless, with darkness over it; God created light and separated it from darkness.
• Day 2: Genesis 1:6–8 God created an expanse (heaven/sky) to separate the waters under it from the waters above it.
• Day 3: Genesis 1:9–11 God created dry land (earth) by gathering the waters (seas); He also created plants and trees.
• Day 4: Genesis 1:14–19 God created lights (sun, moon) in the expanse (heavens) to separate day from night and for signs and seasons; He also created stars.
• Day 5: Genesis 1:20–21 God created and blessed sea creatures and birds.
• Day 6: Genesis 1:24–31 God created and blessed land animals (livestock, creeping things, beasts) and humans, who were made as male and female in God's own image.
• Day 7: Genesis 2:1–3 His work finished, God rested.
When time is up, gather everyone together to share their work.
► What questions do you think people have about the creation of the world?
Jot down questions and concerns to discuss later in the lesson or at another time.

LIVE
DISCUSS "THE WONDERS OF THE UNIVERSE"
Turn to the journal section "The Wonders of the Universe." Give time for learners to consider the question there and below. They may choose to write their own questions, thoughts, or concerns prompted by the lesson. See the back page of this guide for tips to help equip the youth for some frequently asked questions.
► How do we know that God really created the universe?
DISCUSSION POINTS
• Many scientific facts of planet Earth point to a divine designer. When you look at the complex workings of our universe, the theory of evolution is even more unbelievable.
• Earth is the only planet in our solar system to have liquid water, and it has the perfect amount to sustain life.
• Earth sits a perfect distance from the sun to keep it from burning or freezing up.
• Earth's magnetic field shields it from solar wind and cosmic rays. Earth's atmosphere contains oxygen and other gases essential to life. It protects Earth from the sun's harmful rays, burns up meteors headed for Earth, and keeps temperatures even.
• In contrast, the "Big Bang" theory states that hot gases from a huge explosion cooled to form our present universe. This idea breaks the second law of thermodynamics (the law of decay), that things in our universe go from a state of order to disorder.
• While facts prove many aspects of Scripture, we do not base our faith on validation of facts. Instead, the Holy Spirit leads us to believe the Genesis account of God's creation. God's Word is without errors.
CONSIDER "IN THE BEGINNING"
We often talk about God the Father, the First Person of the Trinity, as the Creator. But who was there "in the beginning"? Why is this important? Look up the following verses.
Genesis 1:1–2
John 1:1–3, 14
DISCUSSION POINTS
• The "Spirit of God" in Genesis 1:2 is the Holy Spirit.
• In John 1, "the Word" is the Son of God. All things were made through Him. The Word became flesh; He is our Redeemer, Jesus Christ.
• The Trinity—Father, Son, and Holy Spirit—was there at the beginning of our created universe. Our triune God is eternal, without beginning or end.
CHECK FOR UNDERSTANDING
Check for understanding by asking youth to finish this sentence: I see God's work in creation through... Thank those who share.

LEAVE
Read the Bible Verse, written in the *Defend Journal*:
In the beginning, God created the heavens and the earth. Genesis 1:1.
Ask for prayer requests. Offer to pray, or invite a student to pray for everyone.

CHRIST CONNECTION
Our triune God created all things, including the crown of His creation, humankind. Human sin destroyed the perfect world God created, but God sent Jesus, the Word made flesh, to redeem us and restore our relationship with Him.
LEADER NOTE
Use "Apologetics Helps" on the back of this leaflet for support as you discuss this question and related topics of interest.
BONUS ACTIVITY
Use "Evolution Chat" to equip youth to defend what they believe.
SHAREABLE DOWNLOAD
Connect with youth before and after the lesson by using the shareable images from the digital resource center.

LAUNCH

Walk-In Question helps youth build relationships as they share.

Launch sets the stage for the lesson with a fun, interactive opening that gets youth thinking.

Prayer calls upon God's name and asks for His guidance throughout the lesson.

LEARN

The Big Picture section, found in the *Defend Journal*, gives an overview of the narrative. Read and discuss together.

Learn about the Bible narrative as you study Bible texts with learners and talk together.

Discussion Points guide your discussion and highlight biblical truths.

SIDEBARS

Notes in the sidebars provide options to help you individualize the lesson to fit your group.

Leader Notes give options and helps.

Defend Journal shows when to use the *Defend Journal*.

Christ Connection points to Christ in the narrative.

Bonus Activity suggests options for adding to or extending the lesson.

Shareable Download is a reminder to download the shareable images from the online digital resource center and send them to youth and families.

LIVE

Discuss shows how faith intersects with life through an open-ended question and youth-led discussion.

Consider leads youth to take what they've learned and put it into action.

Check for Understanding helps you gauge how youth are learning.

LEAVE

Bible Verse sums up the truth of the lesson—a straight-from-the-Bible takeaway.

Prayer encourages youth to lift up requests to the Lord and thank God for love and new life in Jesus.

APOLOGETICS HELPS

DEFEND THE FAITH

The divided kingdom was the beginning of the end. The unfaithful kings of Israel ignored the prophets, who warned of God’s coming judgment for disobedience. Israel was destroyed two hundred years after Jeroboam became king. Judah fell less than four hundred years after King Rehoboam ascended the throne.

Feel like a history lesson? Good! All these details, plus the histories of neighboring kingdoms, show that the Old Testament is a carefully documented record of truth.

FREQUENTLY ASKED QUESTIONS


► How can I use my voice to witness about God?

It can be hard to stand up for what you believe when voices around you are saying something different. God promises to be with you and to help you. Jesus told His disciples, “Do not be anxious about how you should defend yourself or what you should say, for the Holy Spirit will teach you in that very hour what you ought to say” (Luke 12:11–12). That promise is for you too.

► Why should we care about all these kings?

This account can be a little confusing, but it’s an important part of God’s epic account of salvation for all people. Remember how God promised His people the Promised Land? Remember how He gave the tribes of Israel (sons of Jacob) special allotments of land? Remember how He promised King David a Son who would rule forever?

The people disobeyed God and lost their inheritance (similar to Adam and Eve and us). This might have been the end of the story. But God is faithful. He promised to restore part of the kingdom and to send the King. Once these two kingdoms fell, the people were waiting for a kingdom that would never end. We know that this promise came true in Jesus.



CONNECTING IDENTITY & CALLING

IDENTITY: WHO AM I?

God has included me in His kingdom; He is my faithful King who forgives my unfaithfulness.

CALLING: WHY AM I HERE?

I am called to be faithful to God’s Word and to share its truth with others, trusting in God’s promise to be faithful and to use me in His kingdom.

GROWING IN FAITH FOR LIFE

See how this lesson builds on previous learning for each age.

ADULT

I can explain how God remained faithful to His promises to His people despite their great sins.

YOUTH

I can share how God is faithful and continues to love us, even when we make wrong choices.

ELEMENTARY

I understand that God always loves us, even when we do the wrong thing.

EARLY CHILDHOOD

I know God loves and forgives me.

ENDURING FAITH™

Sunday School • Midweek
Bible Curriculum

A DIVIDED KINGDOM

Jeroboam and
Rehoboam
1 Kings 11:9–13,
26–40; 12:1–24
932 and 931 BC

OVERVIEW

BIBLE TRUTH

God is faithful, even when we are not.

BIBLE VERSE

[Nothing] will be able to separate us from the love of God. Romans 8:39

LEARNER GOAL

I can share how God is faithful and continues to love us, even when we make wrong choices.

LAW & GOSPEL

Influenced by the sinful ways of the world, we turn away from God and fail to follow His commandments.

God remains faithful to His people, showing His love and care for us through His Son, Jesus.

SCRIPTURE SNAPSHOT

Through the prophet Ahijah, Jeroboam learns he will lead ten tribes of a divided kingdom. Rehoboam, Solomon’s heir, ignores the pleas of the people to lighten their load; instead, he threatens to make their workload even more difficult.

Angered by his response, the ten tribes of Israel separate, making Jeroboam their leader, leaving Rehoboam to lead the tribes of Judah and Benjamin from Jerusalem. Jeroboam places golden calves in Bethel and Dan, telling the people they no longer need to go to Jerusalem to worship. The kingdom of David was divided, never to be brought together again in the same way. Believers of all ages now look to the Son of David to bring all nations together into His kingdom.

LESSON PREP

BASIC Read 1 Kings 11:9–13, 26–40; 12:1–24 and notes in *The Lutheran Study Bible*.

MORE TIME Read “Apologetics Helps” on the back page in preparation for the “Live” section.

IN DEPTH Study the chart “Kings and Prophets of Judah and Israel” on page 529 of *TLTB* for more information on the period of the divided kingdom.

SUPPLY LIST

FOR THIS LESSON

- Blindfold
- Large sheets of paper or a whiteboard
- Markers or dry-erase markers
- Plain sheet of paper
- Two strong magnets
- Slips of paper

FOR EVERY LESSON

- Student copies of *Defend Journal*
- Bibles
- Pens
- Shareable images from digital resource center
- Supplies for bonus activities

BONUS ACTIVITIES

IF I WERE KING

5–10 minutes

Pass out index cards. Ask youth, **If you were in charge, what rules would you make? What would be the best part about being a ruler?**

Collect the cards. After reviewing, read a few out loud and have students guess who wrote the answers.

THE VOICE

10–15 minutes

Have an outgoing group? Let them “compete” in a singing contest of Christian songs. Use a digital device to add background music. Talk about how we can use our voices to witness to others about God’s truth and love in Jesus Christ.

THREE KINGS

15–20 minutes

If you divide your “Learn” section into three groups, ask each group to choose a spokesperson. This person will be the group’s king (Solomon, Rehoboam, or Jeroboam). Let each “king” wear a crown, and interview each one to cover the content.

LAUNCH

WALK-IN QUESTION

Which person do you listen to the most?

LISTEN, LISTEN

Set up a simple obstacle course with chairs, tables, and the like. Ask for two volunteers: a walker and a guide. Blindfold the walker. The guide will give directions: “Go forward three steps,” “Stop,” and so forth. The rest of the youth shout out incorrect directions.

SAY What’s it like to try to follow directions for the right path when others are telling you to go the wrong way?

PRAY Heavenly Father, we are overwhelmed by the voices that try to lead us away from You. Help us listen to Your Word. In Jesus’ name we pray. Amen.

LEARN

READ “THE BIG PICTURE,” AND TALK IT OUT

► Solomon started out as a good king. What happened?

DISCUSSION POINTS

- Solomon stopped reading and listening to God’s Word, and he was led astray by his foreign wives who worshiped false gods.

LEARN ABOUT “A DIVIDED KINGDOM”

Draw three large crowns on the whiteboard or a large sheet of paper. Write “Solomon” in one, “Jeroboam” in another, and “Rehoboam” in the third. Around the crowns, write “Who was he? To whom did he listen? What did he do? What happened next?”

Read Scripture sections and discuss, using the points as a guide. Write down thoughts below each corresponding crown. Youth can take notes in their journals as well.

Read **1 Kings 11:1–4, 9–13**. Discuss, writing thoughts under the “Solomon” crown.

DISCUSSION POINTS

- Solomon, David’s son, took many wives, which was against God’s Word. He listened to them, and they turned him away from the true God to follow idols.
- God became angry with Solomon and took the kingdom from David’s family, but God remained faithful to His promise to send a Savior through David’s descendants.

Read **1 Kings 11:26–40**. Discuss, writing thoughts under the “Jeroboam” crown.

DISCUSSION POINTS

- Jeroboam was Solomon’s servant. God placed him as king over ten tribes.
- After Jeroboam became king, he feared his people would leave and join Judah if they went to worship at the temple in Jerusalem. So he set up two golden calves and led his people into idolatry (1 Kings 12:25–33).

Read **1 Kings 11:43–12:24**. Discuss, writing thoughts under the “Rehoboam” crown.

DISCUSSION POINTS

- Rehoboam was Solomon’s son. He listened to the bad advice of his young friends instead of the wiser elders. Ten tribes rebelled and made Jeroboam king.
- God showed faithfulness, giving Rehoboam one tribe, Judah (part of Benjamin had joined with Judah).

LIVE

DISCUSS “MANY VOICES”

Discuss the question below using the “Think-Pair-Share” method. Give learners a few minutes to think about the question. Then have youth pair up and discuss. Finally, bring everyone together to share their thoughts. Write the Bible references below on a whiteboard or paper for youth to look up to aid in their discussion. Look on the back page of this guide for additional support as you discuss this question.

► In a world filled with competing voices, whom do we listen to?

DISCUSSION POINTS

- Ask youth to share some of the voices that try to influence what they believe and do. What messages do they hear from celebrities, movies, and music? What kinds of images do they see on social media? Who has the loudest voice?
- Each of us also has an internal voice that guides the way we think and act. Sometimes the voice is our God-given conscience, leading us to do what is right. But sometimes our sinful self whispers messages that are against God’s will for us. How do we know which voice to listen to?
- God’s Word guides us as we contemplate the many voices around us, inside and out. When we have questions about right and wrong, we can go to God’s Word for guidance and clarity. God also gives us other Christians to talk with: a Christian friend, a trusted godly adult, or a pastor or church worker can guide and encourage us.
- **Jeremiah 29:11; Matthew 7:11**: God created you and cares deeply about you; He has your best interest at heart.
- **John 15:18–19**: The world hates Jesus and His followers, so we will not be able to trust the voices of the world.
- **John 8:31–32**: God has given His Word to us so that we can discern the truth. (See also **2 Timothy 3:16–17**.)

CONSIDER “ONE VOICE”

Read **John 10:27–28** together from the *Defend Journal*: “My sheep hear My voice, and I know them, and they follow Me. I give them eternal life, and they will never perish, and no one will snatch them out of My hand.”

► What promises does Jesus have for those who hear His voice?

CHECK FOR UNDERSTANDING

To check for understanding, give everyone a slip of paper and ask them to write a response to this question and leave it with you: **How is God faithful to me?**

LEAVE

Read the Bible Verse, written in the *Defend Journal*:

[Nothing] will be able to separate us from the love of God. **Romans 8:39**

Ask for prayer requests. Offer to pray, or invite a student to pray for everyone.



CHRIST CONNECTION

God remained faithful to His promise to send a Savior through the line of David. God is faithful to us, even when we are not faithful to Him.



LEADER NOTE

On a sheet of paper, ask youth to write some of the voices that try to separate us from God. Then take two strong magnets and put one on each side of the paper so they snap together with the paper in between. God pulls us back to Himself and is faithful to His promises, no matter what voices try to separate us from Him.



BONUS ACTIVITY

Have some fun as youth use their own voices to witness with “The Voice.”



SHAREABLE DOWNLOAD

Connect with youth before and after the lesson by using the shareable images from the digital resource center.



LEADER NOTE

Play until the person makes it through the course or time has elapsed. Allow other pairs to try the obstacle course as you have time.



DEFEND JOURNAL

Hand out journals and turn to Lesson 1.



LEADER NOTE

Work through the parts together, or divide the students into three groups.



BONUS ACTIVITY

Divide and conquer with “Three Kings.”

APOLOGETICS HELPS

DEFEND THE FAITH

The history of God’s people intersected with other people groups in the same time period. Archaeologists are continually finding evidence of the same events in both histories.

For example, Nebuchadnezzar’s capture of King Jeconiah and placing Zedekiah in his place, and the destruction and plundering of Jerusalem in 597 BC, are supported by a passage in the Babylonian Chronicles, a series of clay tablets that preserve accounts of significant events in Babylonian history.

FREQUENTLY ASKED QUESTIONS

► Does God have my whole life planned out?

There are some who are burdened by the belief that they need to “seek God’s will” for everything, from the color shirt they should wear to which model car they should buy. God does not prescribe every detail of our lives. He provides us with opportunities and gives us choices. He gives us His Word to guide us.

► Why didn’t God’s people listen to Him?

This question can provide two important teaching points. First, the Israelites associated with other nations, and those nations influenced them with false gods and harmful lifestyles. While we don’t want to ignore or be rude to others, it is important to remember that the people around us can influence us. Second, this is a good time to remember that we all sin daily and are in constant need of forgiveness. By coming to church, we hear God’s Word of forgiveness and are strengthened for another week in the world.



CONNECTING IDENTITY & CALLING

IDENTITY: WHO AM I?

God has a plan for my life, and He keeps His promise to save me from my unfaithfulness.

CALLING: WHY AM I HERE?

I am placed in this time and place to serve the Lord and tell others of His faithfulness to us all. I can be sure that my future is secure in Jesus and that the Holy Spirit guides me to live according to God’s will.

GROWING IN FAITH FOR LIFE

See how this lesson builds on previous learning for each age.

ADULT

I can connect God’s faithfulness to His plans for His people in captivity to His plans for His Church today.

YOUTH

I can express the hope that I have because God is faithful and keeps His promises.

ELEMENTARY

I understand that God is faithful and keeps His promises.

EARLY CHILDHOOD

I know God keeps His promises.

ENDURING FAITH™

Sunday School • Midweek
Bible Curriculum

COMFORT IN CAPTIVITY

Jeremiah
Jeremiah 1:4–10;
29:1–14; 31:31–34;
33:14–16
588 BC

OVERVIEW

BIBLE TRUTH

God is faithful, even in difficult times.

BIBLE VERSE

I know the plans I have for you, declares the LORD, plans for welfare and not for evil, to give you a future and a hope. Jeremiah 29:11

LEARNER GOAL

I can express the hope that I have because God is faithful and keeps His promises.

LAW & GOSPEL

Sin separates us from God and causes us to feel hopeless and without direction.

Jesus, David’s righteous branch, came to restore our relationship with God, giving us a future and the hope of eternal life.

SCRIPTURE SNAPSHOT

When God calls Jeremiah to serve Him, God tells Jeremiah he was chosen as God’s prophet even before he was formed in the womb. When Nebuchadnezzar takes the Israelites into exile in Babylon, Jeremiah writes to the exiles, assuring them of God’s continuing care for them. Through Jeremiah, God promises a new covenant where all people will have the Law written on their hearts. God’s people will live under an eternal covenant through Jesus—David’s righteous branch.

LESSON PREP

BASIC Read Jeremiah 1:4–10; 29:1–14; 31:31–34; 33:14–16 and notes in *The Lutheran Study Bible*.

MORE TIME Read “Apologetics Helps” on the back page in preparation for the “Live” section.

IN DEPTH Read the introductory material for the Book of Jeremiah, found in *TLSE*.

SUPPLY LIST

FOR THIS LESSON

- 2 sheets of paper
- Tape
- Wooden clip-on clothespins
- Permanent markers
- Slips of paper

FOR EVERY LESSON

- Student copies of *Defend Journal*
- Bibles
- Pens
- Shareable images from digital resource center
- Supplies for bonus activities

BONUS ACTIVITIES

ISRAEL FACTS

5–10 minutes

Read the article “Kings and Prophets of Judah and Israel” on page 529 of *The Lutheran Study Bible* for more information on the period of the divided kingdom.

HOPE SCROLLS

10–15 minutes

Give each person a half sheet of paper. Have them copy **Jeremiah 29:11** on the sheet. Add **1 Peter 1:3**, which points to the hope we have in Jesus. Roll it up like a scroll and tie a ribbon or rubber band around it. Give the scroll to someone who is in need of God’s promise of hope.

SHARE COMFORT

15–20 minutes

Make encouraging cards of God’s love and care for those in prison. Send them to a prison ministry group to give out to inmates.



LEADER NOTE

If you're short on time, have youth put thumbs up for "Good" and thumbs down for "Bad" instead of moving around the room.



DEFEND JOURNAL

Hand out journals and turn to Lesson 2.



BONUS ACTIVITY

Discover more about kings and prophets with "Israel Facts."

LAUNCH

WALK-IN QUESTION

What's the best or worst decision you've ever made?

GOOD OR BAD?

Tape "Good" and "Bad" signs on opposite walls. Have youth decide if the following silly and serious things are good or bad and move to that side of the room: chocolate, dogs, underage drinking, going to church, lying, reading your Bible, cheating, praying.

SAY We often know what is good and bad, right and wrong. Why do we sometimes give in and do what is wrong?

PRAY Heavenly Father, sometimes we do the wrong thing, even when we know what's right. Thank You for still loving us and forgiving us for Jesus' sake. Help us to listen to Your will for our lives. In Jesus' name we pray. Amen.

LEARN

READ "THE BIG PICTURE," AND TALK IT OUT

► What happened to God's chosen people, the children of Israel?

DISCUSSION POINTS

- God's people turned away from Him and worshiped other gods. They wouldn't listen to His prophets. God punished them by allowing foreign countries to conquer them.

LEARN ABOUT "COMFORT IN CAPTIVITY"

Read **Jeremiah 1:4–10**. Ask youth to describe God's call to Jeremiah and jot down notes in their journals. Use the discussion points to guide discussion.

DISCUSSION POINTS

- Jeremiah protested he was too young to be a prophet (age 20 or younger), but God told him, "Before I formed you in the womb, I knew you and appointed you."
- God touched Jeremiah's mouth and put words in his mouth—God's words, not Jeremiah's.

Have youth work in pairs to read **Jeremiah 29:1–14**, pick out the parts that seem most important, interesting, or comforting, and write them in their journals. Ask volunteers to share with the group.

DISCUSSION POINTS

- God reminds the exiles that He is the one who sent them into exile. They are to settle down and build new lives in Babylon—they'll be there about seventy years.
- God has a promise and a plan to bring them back to their homeland. God wants them to seek Him, call on Him, and pray. He promises to hear.

A NEW COVENANT

Read **Jeremiah 31:31–34** and **33:14–16**.

► What is God's new covenant with His people?

- God will be with His people forever, and we will know Him perfectly.
- Jesus fulfilled the new covenant. His death and resurrection makes it possible for us to be God's people now and to know Him perfectly when Jesus comes again at the resurrection. He is the righteous branch.

LIVE

DISCUSS "GOD'S PLANS"

Discuss the question below, found here and in the *Defend Journal*. Ask youth to look back at the text as they think about the question. Ask youth to look up the Bible references. Add thoughts from the discussion points and from the "Apologetics Helps" on the back page of this guide as desired. Use questions such as "Could you explain what you mean?" "What makes you think that?" and "Can anyone add something to that thought?" to help deepen discussion.

► How do you know God's plans for you?

DISCUSSION POINTS

- **John 3:16**: God's plan for all people is that they would be saved. God made that possible through the life, death, and resurrection of Jesus Christ. He wants to give you a heavenly future and the hope of eternal life.
- **Isaiah 55:6**: God told His people Israel that He wanted them to seek Him, call on Him, and pray to Him. He wants us to do the same.
- **Psalms 25:4–5, 8–10**: God has given us freedom to live out our lives as His redeemed children on earth, serving Him and others. We are guided in God's plan for our lives by His Word.
- God provides many opportunities for us to use the gifts He has given us to serve Him and others. Help youth think about the different ways that they can use their gifts as they live out their vocations in life as sons, daughters, students, athletes, musicians, artists, scholars, babysitters, tutors, and so forth.

CONSIDER "HOPE IN JESUS"

Look together at the Bible Verse, **Jeremiah 29:11**, written in the *Defend Journal*.

Hope does not mean "wish" here. Our hope in Jesus Christ is certain. God is faithful to His promises. Ask youth to write down a prayer in their journals, thanking God for the hope He has given them in Jesus.

CHECK FOR UNDERSTANDING

To check for understanding, give everyone a slip of paper and ask them to write a response to this question and leave it with you: **What gives you hope and comfort?**

LEAVE

Read the Bible Verse, written in the *Defend Journal*:

I know the plans I have for you, declares the LORD, plans for welfare and not for evil, to give you a future and a hope. Jeremiah 29:11

Ask for prayer requests. Offer to pray, or invite a student to pray for everyone.



CHRIST CONNECTION

God promised His people in exile that He had plans for a future and a hope. God's promise was fulfilled through Jesus. Jesus' death and resurrection gives us victory over sin and death and the hope of eternal life.



LEADER NOTE

Give each learner a couple of wooden clip-on clothespins. Using permanent markers, have them write "Jeremiah 29:11" on one side and "Hope in Jesus" on the other. They can keep one and clip the other to a friend's backpack to remind them of God's good plans for them.



BONUS ACTIVITY

Help youth give comfort with "Hope Scrolls."



SHAREABLE DOWNLOAD

Connect with youth before and after the lesson by using the shareable images from the digital resource center.