



# Wake, Awake

*WATCHING FOR JESUS*

◆ **HYMN VBS** ◆

## TABLE OF CONTENTS

<p>Welcome . . . . . 3</p> <p>Daily Lesson Chart . . . . . 4</p> <p>Hymn VBS Components . . . . . 6</p> <p>Leaders and Helpers . . . . . 7</p> <p>Planning Checklist . . . . . 8</p> <p>Safety . . . . . 9</p> <p>Children Who Need Accommodations . . . . . 10</p> <p>Opening Worship (Matins) . . . . . 11</p> <p>Alternate Opening Worship . . . . . 21</p> <p>Closing Worship . . . . . 22</p> <p>Introduction to Prereaders Lessons . . . . . 23</p> <p>Prereaders Bible Lessons . . . . . 24</p>	<p>Prereaders Catechism Lessons . . . . 44</p> <p>Prereaders Hymn Lessons . . . . . 54</p> <p>Introduction to Readers Lessons . . . 64</p> <p>Readers Bible Lessons . . . . . 65</p> <p>Readers Catechism Lessons . . . . . 85</p> <p>Readers Hymn Lessons . . . . . 95</p> <p>Craft . . . . . 105</p> <p>Games . . . . . 110</p> <p>Snacks . . . . . 115</p> <p>Coloring Pages . . . . . 120</p> <p>Activity Pages . . . . . 125</p> <p>Family Letters . . . . . 130</p> <p>“Wake, Awake, for Night Is Flying” Scores . . . . . 135</p>
--	--



Copyright © 2026 Concordia Publishing House  
3558 S. Jefferson Ave., St. Louis, MO 63118-3968  
1-800-325-3040 • cph.org

All rights reserved. Unless otherwise indicated, no part of this publication may be reproduced, stored in a retrieval system, or transmitted, in any form or by any means, electronic, mechanical, photocopying, recording, or otherwise, without the prior written permission of Concordia Publishing House.

The purchaser may copy any part of this guide for use in VBS in the year of purchase.

Scripture quotations are from the ESV® Bible (The Holy Bible, English Standard Version®), copyright © 2001 by Crossway, a publishing ministry of Good News Publishers. Used by permission. All rights reserved.

The worship services and hymn texts are from *Lutheran Service Book* © 2006 Concordia Publishing House. All rights reserved.

Catechism quotations are from *Luther's Small Catechism* © 1986 Concordia Publishing House. All rights reserved.

Manufactured in the United States of America

PREVIEW SAMPLE - NOT FINAL COPY  
© 2025 Concordia Publishing House and/or  
the copyright information listed on the indicia.  
c p h . o r g

# Welcome to *Wake, Awake Hymn* VBS

---

Welcome to *Wake, Awake: Watching for Jesus Hymn* VBS! At *Wake, Awake*, children learn the wonderful truth that Christ, our Savior, who once came to this world to save us, will come again and take all believers to live with Him forever in the new creation.

The title of this VBS comes from a beautiful hymn that talks about the promise of Christ's return and how God's people prepare and watch for Him with joy and anticipation: "Wake, Awake, for Night Is Flying" (*Lutheran Service Book* 516).

## How *Wake, Awake* Works

Each day at *Wake, Awake* begins with **Opening Worship**, where children, leaders, and helpers sing, hear God's Word, and pray together. Children then head off to a **Bible Lesson**, where they learn a Bible narrative that relates to themes of the hymn; a **Catechism Lesson** that shares a teaching from Luther's Small Catechism; and a **Hymn Lesson**, where they explore the biblical themes of the hymn text and sing together. Children also enjoy **Snacks, Games**, and a **Craft** before coming together again for **Closing Worship**.

Two levels are provided for the Bible, catechism, and hymn lessons. The **Prereader Lessons** were created for younger participants who do not yet read on their own. The **Reader Lessons** are for older children who are independent readers. The two levels learn the same Bible narrative, catechism content, and hymn stanzas so that families with children in both groups can talk about what they learned each day. See the "Hymn VBS Components" section of this guide to learn more about each VBS component and the other resources available for you and for VBS families.

## Digital Resources

You will find a downloadable version of this Hymn VBS guide plus a music recording of the hymn "Wake, Awake, for Night Is Flying" and other helpful resources through the online digital content center. The digital content center can be found by clicking Digital Access Links under the Digital Content section of your **cph.org** account; you can also access it by going to **cph.org/digital** and signing in with the account used to purchase this Hymn VBS guide.

You can also sign up to use CPH's free online registration tool at **VBSMate.com**.

# Daily Lesson Chart

Bible Narrative	Central Truth	Bible Verse	Catechism Connection	Law and Gospel
<p><b>“Awake, Jerusalem, Arise!”</b></p> <p>The Triumphal Entry (Jesus Is Crucified)</p> <p><i>Matthew 21:1–11 (27:32–56; 28:1–10)</i></p>	<p>Christ, who came once, will come again.</p>	<p>“Hosanna to the Son of David! Blessed is He who comes in the name of the Lord!”</p> <p><i>Matthew 21:9</i></p>	<p>Apostles’ Creed, Second Article</p>	<p><b>LAW:</b> We become comfortable and complacent, and sometimes hopeless, forgetting that Christ has promised to come again.</p> <p><b>GOSPEL:</b> The hope Christ still offers stirs us to watch for His second coming.</p>
<p><b>“The Bridegroom Comes, Awake!”</b></p> <p>Peter Realizes His Sinfulness</p> <p><i>Luke 5:1–11</i></p>	<p>Christ awakens us to our need for His salvation. This prepares us for His return.</p>	<p>“If we confess our sins, [God] is faithful and just to forgive us our sins and to cleanse us from all unrighteousness.”</p> <p><i>1 John 1:9</i></p>	<p>Confession, “What sins should we confess?” “Which are these?”</p>	<p><b>LAW:</b> Without Christ standing right in front of us, we forget that we need a Savior.</p> <p><b>GOSPEL:</b> Christ awakens us to our need for salvation and also brings that salvation.</p>
<p><b>“Your Lamps with Gladness Take!”</b></p> <p>The Parable of the Ten Virgins</p> <p><i>Matthew 25:1–13</i></p>	<p>We prepare for Jesus’ return with the means of grace.</p>	<p>“Watch therefore, for you know neither the day nor the hour.”</p> <p><i>Matthew 25:13</i></p>	<p>Baptism, Second Part, “What benefits does Baptism give?” “Which are these words and promises of God?”</p>	<p><b>LAW:</b> Life drains our faith so that it has to be replenished.</p> <p><b>GOSPEL:</b> Christ Himself fills our cups with the means of grace in order to keep us unto life everlasting.</p>
<p><b>“She Wakes, She Rises from Her Gloom”</b></p> <p>Jesus Raises Jairus’s Daughter</p> <p><i>Mark 5:21–24, 35–43</i></p>	<p>We rejoice that Christ comes to rescue us from suffering.</p>	<p>“Little girl, I say to you, arise.”</p> <p><i>Mark 5:41</i></p>	<p>Lord’s Prayer, Seventh Petition</p>	<p><b>LAW:</b> We suffer the effects of sin and death as we live in a broken world.</p> <p><b>GOSPEL:</b> In His return, Christ will finally rescue us from all evil. His victory will be complete and end every cause of pain and sadness.</p>
<p><b>“Sing Hymns of Praise and Joy to Thee!”</b></p> <p>A Great Multitude Praises God</p> <p><i>Revelation 7:9–17</i></p>	<p>We rejoice because Christ is the source of all true joy.</p>	<p>“Amen! Blessing and glory and wisdom and thanksgiving and honor and power and might be to our God forever and ever! Amen.”</p> <p><i>Revelation 7:12</i></p>	<p>Apostles’ Creed, Third Article</p>	<p><b>LAW:</b> In the midst of life, our attention can fall away from awaiting Christ’s return.</p> <p><b>GOSPEL:</b> Christ, in His second coming, will be the source of eternal salvation and all true joy. He fills our hearts with songs of praise.</p>

PREVIEW SAMPLE - NOT FINAL COPY  
 © 2025 Concordia Publishing House and/or  
 the copyright information listed on the indicia.  
 c p h . o r g

# Daily Lesson Chart

Craft	Games	Snacks	Hymn: “Wake, Awake, for Night Is Flying” (LSB 516)
Illuminated Hymn Part 1: Design the border	Palm Tree Relay Hosanna Hustle	“Night Is Flying” Snack Bags  OR Palm Trees	<p>“Wake, awake, for night is flying,” The watchmen on the heights are crying; <b>“Awake, Jerusalem, arise!”</b> Midnight hears the welcome voices And at the thrilling cry rejoices: “Oh, where are ye, ye virgins wise? <b>The Bridegroom comes, awake!</b> <b>Your lamps with gladness take!</b> Alleluia! With bridal care Yourselves prepare To meet the Bridegroom, who is near.”</p> <p>Zion hears the watchmen singing, And all her heart with joy is springing; <b>She wakes, she rises from her gloom.</b> For her Lord comes down all-glorious, The strong in grace, in truth victorious; Her star is ris’n, her light is come. Now come, Thou Blessèd One, Lord Jesus, God’s own Son, Hail! Hosanna! We enter all The wedding hall To eat the Supper at Thy call.</p> <p>Now let all the heav’ns adore Thee, Let saints and angels sing before Thee With harp and cymbals’ clearest tone. Of one pearl each shining portal, Where, joining with the choir immortal, We gather round Thy radiant throne. No eye has seen the light, No ear has heard the might Of Thy glory; Therefore will we Eternally <b>Sing hymns of praise and joy to Thee!</b></p>
Illuminated Hymn Part 2: Color design	Fishers of People Tell About Jesus Tag	Fish in the Net  OR Asleep, Awake Mix	
Illuminated Hymn Part 3: Illuminate with gold	Lamplight Limbo Where Is the Bridegroom?	“Light” Snacks  OR Wedding Torches	
Illuminated Hymn Part 4: Frame, finishing touches	Egg, Caterpillar, Butterfly Up, Up, Up!	Rise and Shine!  OR Cup of Promise	
Illuminated Hymn Part 5: Display and share	Hot Potato Hymn Sing Praise Relay	Ice Cream Praise  OR Multitude Snack Mix	

PREVIEW SAMPLE - NOT FINAL COPY  
 © 2025 Concordia Publishing House and/or  
 the copyright information listed on the indicia.  
 c p h . o r g

# Hymn VBS Components

---

---

*Wake, Awake* explores the themes of the hymn “Wake, Awake, for Night Is Flying” through worship, Bible narratives, catechism connections, and hymn lessons. Snacks, games, and the craft were also designed to share the hope-filled message that Christ, our Savior, who once came to this world to save us, will come again and take all believers to live with Him forever.

## Opening and Closing Worship

The service of Matins is included in this guide. You may choose to use this service for opening or closing worship. An alternate opening worship option is also provided. The alternate opening worship and the closing worship are adapted from the orders of Morning and Noon Daily Prayer in *Lutheran Service Book*. They provide daily Scripture and catechism readings that align with the Bible and catechism lessons.

## Bible Lessons

The Bible lessons teach and engage children through narratives that illustrate the biblical themes of the hymn and teach the central truth for each day. There are two levels of Bible lessons: one for prereaders and a second for readers. Preview the lessons to determine which level or levels you will use.

## Catechism Lessons

The catechism lessons share teachings from Luther’s Small Catechism that reinforce the central truths and connect with the hymn and the Bible narratives. Two levels are also provided for the catechism lesson.

## Hymn Lessons

The two levels of hymn lessons explore the biblical themes of the hymn, teach the history behind the hymn, and give children the opportunity to learn and sing the stanzas of the hymn together. Music scores and a recording of the hymn are available in the digital content center.

## Craft

Directions for a five-lesson craft project are included in this guide. At the end of the week, children will have made a beautiful illuminated hymn featuring “Wake, Awake, for Night Is Flying.” Several design options of the hymn and clip art of Christian symbols can be found in the digital content center. This craft can be made by children of all ages! See the craft instructions for suggestions on how to adapt for various ages and abilities.

## Snacks

Two snack options are provided for each lesson. Snack suggestions tie in with the theme of the lesson and talking points help reinforce the central truth, the focus of the Bible narrative, or a connection to the hymn.

## Games

Games give children a chance to stretch their legs and get their wiggles out! Two game options are provided for each lesson, and talking points make connections to the Bible narrative or the hymn.


## Coloring and Activity Pages

A coloring page, illustrating the Bible narrative, is provided for each lesson. An activity page for each lesson helps children review what they have learned. These pages can be found in this guide and in the digital content center.

## Family Letters


Family letters share what children have learned each day at *Wake, Awake* and provide conversation starters that families can use to talk about the faith at home. Find them in this guide and in the digital content center. Print the provided “Wake, Awake, for Night Is Flying” hymn score on the back of each letter so families can sing together at home.

# OPENING WORSHIP

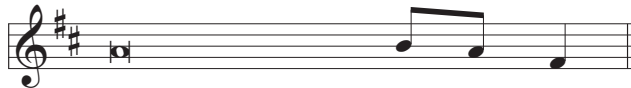


## MATINS

Stand




**L** O Lord, o - pen my lips,



**C** and my mouth will de - clare Your praise.

*Psalm 51:15*



**L** Make haste, O God, to de - liv - er me;



**C** make haste to help me, O Lord.

*Psalm 70:1*



**C** Glo-ry be to the Father and to the Son and to the Holy Spir - it;



as it was in the be - gin - ning, is now, and will be for-ev-er. A - men.



*Common:* Praise to You, O Christ. Al - le - lu - ia.  
*Advent:* Praise to You, O Christ, King who comes to save us.  
*Lent:* Praise to You, O Christ, Lamb of our sal - va - tion.

## ALTERNATE OPENING WORSHIP

*The sign of the cross ✠ may be made by all in remembrance of their Baptism.*

In the name of the Father and of the ✠ Son and of the Holy Spirit.

**Amen.**

In the morning, O Lord, You hear my voice;

**in the morning I prepare a sacrifice for You and watch.**

*Psalm 5:3*

My mouth is filled with Your praise,

**and with Your glory all the day.**

*Psalm 71:8*

O Lord, open my lips,

**and my mouth will declare Your praise.**

*Psalm 51:15*

**Glory be to the Father and to the Son and to the Holy Spirit;  
as it was in the beginning, is now, and will be forever. Amen.**

*Hymn: "Wake, Awake, for Night Is Flying" (LSB 516)*

*Scripture Reading:*

Lesson 1: Matthew 21:1-11 (27:32-56; 28:1-10)

Lesson 2: Luke 5:1-11

Lesson 3: Matthew 25:1-13

Lesson 4: Mark 5:21-24, 35-43

Lesson 5: Revelation 7:9-17

*A portion of the Small Catechism may be read:*

Lesson 1: Apostles' Creed, Second Article

Lesson 2: Confession, "What sins should we confess?"; "Which are these?"

Lesson 3: Baptism, Second Part, "What benefits does Baptism give?"; "Which are these words and promises of God?"

Lesson 4: Lord's Prayer, Seventh Petition

Lesson 5: Apostles' Creed, Third Article

*The Apostles' Creed is confessed.*

*Lord's Prayer*

*Prayers for others and ourselves*


**I thank You, my heavenly Father, through Jesus Christ, Your dear Son, that You have kept me this night from all harm and danger; and I pray that You would keep me this day also from sin and every evil, that all my doings and life may please You. For into Your hands I commend myself, my body and soul, and all things. Let Your holy angel be with me, that the evil foe may have no power over me. Amen.**

*Small Catechism*

Let us bless the Lord.

*[Psalm 103:1]*

**Thanks be to God.**



## Introduction to Prereaders Lessons

This first section of this Hymn VBS guide contains the Bible lessons, catechism lessons, and hymn lessons for children who are not yet reading.

All children benefit from repetition, but this is especially true for those who cannot yet read. Repeat the central truth, the Bible verse, and the lines of the hymn several times during the lessons and throughout the day. Ask children to repeat after you, then ask them to say the words back to you, with prompting.

There is a coloring page that corresponds with each Bible lesson. You may use it during the Bible lesson or at another time during VBS, or you may send it home with the family letter.

You may choose to begin each lesson with the Invocation. Show children how to make the sign of the cross. Have them touch their forehead, then the middle of their chest, then their left shoulder, then their right shoulder. Demonstrate, showing how the movement of their hand draws a cross in the air. Then teach them the words to say as they make the motions:


Head: ***In the name of the Father***

Chest: ***and of the Son***

Left shoulder: ***and of the Holy Spirit.***

Right shoulder: ***Amen.***

**God is three-in-one: God the Father, God the Son, and God the Holy Spirit. God is always with us. When we call upon His name, we remember how He has promised to be with us, and we remember the promises He has made to us.**



# “Awake, Jerusalem, Arise!”

## BIBLE BACKGROUND

Jesus’ triumphal entrance into Jerusalem happened on the tenth day of the first month of the Jewish calendar, the day the paschal lamb was brought to the city for the celebration of the Passover. Jesus was *the* Paschal Lamb, and He arrived in Jerusalem as our sacrifice. It was no accident that He entered on that day. He knew the words of the prophets. He came exactly as His triumphal entry had been foretold—but not as a leader of a mighty army. Instead, soon after His entry, Jesus would complete His mission to be the sacrifice for all people by a cruel death on a cross. And because of what He has done for us, we, too, can sing “Hosanna!” to the one who is our Savior.

### CENTRAL TRUTH

Christ, who came once, will come again.

### BIBLE NARRATIVE

The Triumphal Entry  
Matthew 21:1–11  
(27:32–56; 28:1–10)

### BIBLE VERSE

“Hosanna to the Son of David!  
Blessed is He who comes in the  
name of the Lord!” Matthew 21:9

### CATECHISM CONNECTION

Apostles’ Creed, Second Article

### MATERIALS NEEDED

A cross or crucifix or a picture of  
the crucifixion  
Paper palm branches, one per  
child (NOTE: will be used again in  
Lesson 5)

## OPENING

Welcome the children to VBS Bible lesson time! Have them line up in the hallway or on the far side of the space you are in. **Today’s Bible lesson is about someone who is coming into the city of Jerusalem. Let’s pretend I am in Jerusalem. I am waiting and watching to see who is coming today. Let’s see . . . who is coming?** Place your hand above your eyes as if searching, point to the first child, and say, “**Who is coming? [Insert child’s name] is coming!**” Invite him or her to sit in the Bible lesson area. Repeat this, naming and welcoming each child. If you have a larger group, you could welcome two or more children by name at a time.

**It is always exciting when we see a friend coming! I am so happy you all came to VBS today! Each day at VBS, we will learn a lesson from God’s Word, the Bible. Everything in the Bible is true. The Bible is full of good news for us, God’s children!**



# Wake, Awake

WATCHING FOR JESUS

◆ HYMN VBS ◆

## “Awake, Jerusalem, Arise!”

### CENTRAL TRUTH

Christ, who came once,  
will come again.

### BIBLE NARRATIVE

The Triumphal Entry  
Matthew 21:1–11  
(27:32–56; 28:1–10)

### BIBLE VERSE

“Hosanna to the Son of David!  
Blessed is He who comes in the  
name of the Lord!” Matthew 21:9

### CATECHISM CONNECTION

Apostles’ Creed, Second Article

### MATERIALS NEEDED

Bible with today’s memory verse  
marked (Matthew 21:9)  
Luther’s Small Catechism

### THE APOSTLES’ CREED, THE SECOND ARTICLE

And in Jesus Christ, His only Son, our Lord, who was conceived by the Holy Spirit, born of the Virgin Mary, suffered under Pontius Pilate, was crucified, died and was buried. He descended into hell. The third day He rose again from the dead. He ascended into heaven and sits at the right hand of God, the Father Almighty. From thence He will come to judge the living and the dead.

*What does this mean?*


I believe that Jesus Christ, true God, begotten of the Father from eternity, and also true man, born of the Virgin Mary, is my Lord, who has redeemed me, a lost and condemned person, purchased and won me from all sins, from death, and from the power of the devil; not with gold or silver, but with His holy, precious blood and with His innocent suffering and death, that I may be His own and live under Him in His kingdom and serve Him in everlasting righteousness, innocence, and blessedness, just as He is risen from the dead, lives and reigns to all eternity.

This is most certainly true.

### TEACH THE CATECHISM LESSON

**Welcome to our catechism lesson! This is where we will learn more about God’s Word for us. We will do that by learning from this book, Luther’s Small Catechism. Show Luther’s Small Catechism. This book tells us many wonderful things about the Bible. Today, we will learn about the Apostles’ Creed. Let’s say that together: Apostles’ Creed.**

PREVIEW SAMPLE - NOT FINAL COPY  
© 2025 Concordia Publishing House and/or  
the copyright information listed on the indicia.  
c p h . o r g



# “Awake, Jerusalem, Arise!”

## SING THE HYMN

Welcome to our first hymn lesson! Today, we are going to learn a beautiful hymn. Please repeat after me as we say the words to the first stanza of the hymn “Wake, Awake, for Night Is Flying.”

“Wake, awake, for night is flying,” *(Repeat)*

The watchmen on the heights are crying; *(Repeat)*

“Awake, Jerusalem, arise!” *(Repeat)*

Midnight hears the welcome voices *(Repeat)*

And at the thrilling cry rejoices: *(Repeat)*

“Oh, where are ye, ye virgins wise?” *(Repeat)*

The Bridegroom comes, awake! *(Repeat)*

Your lamps with gladness take! Alleluia! *(Repeat)*

With bridal care yourselves prepare *(Repeat)*

To meet the Bridegroom, who is near.” *(Repeat)*

Repeat the stanza with the children.

A long time ago, some large cities would be surrounded by a huge wall. This wall would be so big that people could walk around on top of the wall, like being on a sidewalk. At night, people called watchmen would stand on the wall and watch. If bad guys came and attacked the city, the watchmen would wake up the people to protect the city. If good guys came, the watchmen could wake people to come welcome them. Being a watchman was a very important job.

Our hymn for this week starts with watchmen waking people up. They say, “Wake, awake!” Let’s pretend that we are watchmen trying to wake up the whole city. Let’s say “Wake, awake!” together.

“Wake, awake!”

### CENTRAL TRUTH

Christ, who came once,  
will come again.

### BIBLE NARRATIVE

The Triumphal Entry  
Matthew 21:1–11  
(27:32–56; 28:1–10)

### BIBLE VERSE

“Hosanna to the Son of David!  
Blessed is He who comes in the  
name of the Lord!” Matthew 21:9

### CATECHISM CONNECTION

Apostles’ Creed, Second Article

### MATERIALS NEEDED

Hymn lyrics and music or  
recording\* for “Wake, Awake, the  
Night Is Flying”

\*Find in the digital content center.



## Introduction to Readers Lessons

This second section of this Hymn VBS guide contains the Bible lessons, catechism lessons, and hymn lessons for children who can read independently.

Repetition is key. Repeat the central truth and the Bible verse several times throughout the lesson and ask children to repeat them back to you.

Tips for teaching the Bible lesson:

**READ** the Bible text several times for the children's benefit. The first time, the teacher can read the text to the students aloud. Then, have students read the text verse by verse out loud if they are comfortable doing so. Stop to answer the questions. Review and reflection will help children remember the details of the narrative. The questions provided in the lesson are meant to be asked during a second or third reading.


**RECALL** questions prompt children to remember what they heard as the Bible text was read.

**REFLECT** questions prompt children to use critical-thinking skills as they think through the question with you. Children may not know every answer, so use the information given to guide them to understanding.

You may choose to begin each lesson with the Invocation. Show children how to make the sign of the cross. Have them touch their forehead, then the middle of their chest, then their left shoulder, then their right shoulder. Demonstrate, showing how the movement of their hand draws a cross in the air. Then teach them the words to say as they make the motions: **In the name of the Father, and of the Son, and of the Holy Spirit. Amen.**

Help children understand the significance of the Invocation. **God is always with us, but we call upon the name of God the Father, Son, and Holy Spirit because He has promised to come to us in His Word, and we trust in that promise. Let us say the words together, confident that God is with us.**

*We make our beginning in the name of the Father, and of the Son, and of the Holy Spirit. Amen.*



# “Awake, Jerusalem, Arise!”

## BIBLE BACKGROUND

Jesus’ triumphal entrance into Jerusalem happened on the tenth day of the first month of the Jewish calendar, the day the paschal lamb was brought to the city for the celebration of the Passover. Jesus was *the* Paschal Lamb, and He arrived in Jerusalem as our sacrifice. It was no accident that He entered on that day. He knew the words of the prophets. He came exactly as His triumphal entry had been foretold—but not as a leader of a mighty army. Instead, soon after His entry, Jesus would complete His mission to be the sacrifice for all people by a cruel death on a cross. And because of what He has done for us, we, too, can sing “Hosanna!” to the one who is our Savior.

## OPENING

Sing or read stanza 1 of “Wake, Awake, for Night Is Flying.”

**Welcome! My name is [your name], and I will be your Bible lesson teacher this week.** See note in “Introduction to the Lessons for Readers” for teaching on the Invocation.

Lead the children in making the sign of the cross as you say, **We make our beginning in the name of the Father, and of the Son, and of the Holy Spirit. Amen.**

**Today, we are going to learn that *Christ, who came once, will come again.* Please repeat this truth after me.**

***Christ, who came once, will come again.***

Have children repeat the central truth. To help children learn this, say it two or three times.

## CENTRAL TRUTH

Christ, who came once,  
will come again.

## BIBLE NARRATIVE

The Triumphal Entry  
Matthew 21:1–11  
(27:32–56; 28:1–10)

## BIBLE VERSE

“Hosanna to the Son of David!  
Blessed is He who comes in the  
name of the Lord!” Matthew 21:9


## CATECHISM CONNECTION

Apostles’ Creed, Second Article

## MATERIALS NEEDED

Hymn lyrics and music for “Wake,  
Awake, the Night Is Flying”  
Bible

Optional: Palm branches or paper  
and scissors to make  
palm branches



# “Awake, Jerusalem, Arise!”

## CENTRAL TRUTH

Christ, who came once,  
will come again.

## BIBLE NARRATIVE

The Triumphal Entry  
Matthew 21:1–11  
(27:32–56; 28:1–10)

## BIBLE VERSE

“Hosanna to the Son of David!  
Blessed is He who comes in the  
name of the Lord!” Matthew 21:9

## CATECHISM CONNECTION

Apostles’ Creed, Second Article

## MATERIALS NEEDED

Bible with today’s memory verse  
marked (Matthew 21:9)  
Luther’s Small Catechism

## THE APOSTLES’ CREED, THE SECOND ARTICLE

And in Jesus Christ, His only Son, our Lord, who was conceived by the Holy Spirit, born of the Virgin Mary, suffered under Pontius Pilate, was crucified, died and was buried. He descended into hell. The third day He rose again from the dead. He ascended into heaven and sits at the right hand of God, the Father Almighty. From thence He will come to judge the living and the dead.

*What does this mean?*

I believe that Jesus Christ, true God, begotten of the Father from eternity, and also true man, born of the Virgin Mary, is my Lord, who has redeemed me, a lost and condemned person, purchased and won me from all sins, from death, and from the power of the devil; not with gold or silver, but with His holy, precious blood and with His innocent suffering and death, that I may be His own and live under Him in His kingdom and serve Him in everlasting righteousness, innocence, and blessedness, just as He is risen from the dead, lives and reigns to all eternity.

This is most certainly true.


## TEACH THE CATECHISM LESSON

**Welcome! I’m excited to teach you lessons from the catechism this week! We’ll be using Luther’s Small Catechism.** Show the catechism. **The catechism helps teach about God’s Word. We will also review the Bible verse for the day.**

**Does anyone know the Bible verse for today?** Allow responses. **Let’s say Matthew 21:9 together:**

**“Hosanna to the Son of David! Blessed is He who comes in the name of the Lord!”**

Have students recite it together two or three times.



# “Awake, Jerusalem, Arise!”

## SING THE HYMN

### CENTRAL TRUTH

Christ, who came once,  
will come again.

### BIBLE NARRATIVE

The Triumphal Entry  
Matthew 21:1–11  
(27:32–56; 28:1–10)

### BIBLE VERSE

“Hosanna to the Son of David!  
Blessed is He who comes in the  
name of the Lord!” Matthew 21:9

### CATECHISM CONNECTION

Apostles’ Creed, Second Article

### MATERIALS NEEDED

Hymn lyrics and music or  
recording\* for “Wake, Awake, the  
Night Is Flying”

\*Find in the digital content center.

Welcome to our first hymn lesson! Today, we are going to learn a beautiful hymn. Please repeat after me as we say the words to the first stanza of the hymn “Wake, Awake, for Night Is Flying.”

Sing or read stanza 1 of “Wake, Awake, for Night Is Flying.”

**“Wake, awake, for night is flying,”** *(Repeat)*

**The watchmen on the heights are crying;** *(Repeat)*

**“Awake, Jerusalem, arise!”** *(Repeat)*

**Midnight hears the welcome voices** *(Repeat)*

**And at the thrilling cry rejoices:** *(Repeat)*

**“Oh, where are ye, ye virgins wise?”** *(Repeat)*

**The Bridegroom comes, awake!** *(Repeat)*

**Your lamps with gladness take! Alleluia!** *(Repeat)*


**With bridal care yourselves prepare** *(Repeat)*

**To meet the Bridegroom, who is near.”** *(Repeat)*

Repeat this stanza a second time.

This hymn was written by a Lutheran pastor named Philipp Nicolai over four hundred years ago. He lived during a very difficult time of war and sickness. The people of the village where he was a pastor caught the plague—a terrible sickness—and half of the people there died. So he wrote this beautiful hymn about Jesus’ return. Pastor Nicolai knew and taught that no matter how terrible things can be in this life, Christ has promised to return and take us with Him to heaven, where there is no war or sickness or death.

This hymn uses an image of a city to explain Jesus’ return. A long time ago, some large cities would be surrounded by a huge wall. This wall would be wide enough that people



# “Awake, Jerusalem, Arise!”

## ILLUMINATED HYMN PART 1

### CENTRAL TRUTH

Christ, who came once,  
will come again.

### BIBLE NARRATIVE

The Triumphal Entry  
Matthew 21:1–11  
(27:32–56; 28:1–10)

### BIBLE VERSE

“Hosanna to the Son of David!  
Blessed is He who comes in the  
name of the Lord!” Matthew 21:9

### CATECHISM CONNECTION

Apostles’ Creed, Second Article

### MATERIALS NEEDED

11" × 14" pieces of poster board,  
one per child

Rulers, pencils, scissors, glue  
Copies of hymn\* photocopied  
onto cardstock, one per child  
Copies of Christian symbols\*  
Examples of illuminated  
manuscripts and Christian  
symbols

Option: For a larger border area,  
use a 14" × 22" piece of poster  
board cut to 14" × 17".

\*Find in the digital content center


*NOTE: The craft is a five-lesson project. Children will work on it each time you meet. This craft is for all age levels.*

**Our craft for this week will be creating a beautiful illuminated hymn. You will create designs, fill them in with color, and add a touch of gold to illuminate a copy of the hymn we are learning, “Wake, Awake, for Night Is Flying.” We will begin today by choosing a design for your hymn.**

1. Give each child an 11" × 14" piece of poster board. Have them write their name on the back of the poster board.
2. Provide several options of the printed hymn and allow children to choose a design. Have children glue the hymn design onto the middle of the poster board.
3. Show children pictures of illuminated manuscripts (search online). Show pictures of Christian symbols. Talk about the symbols and what they signify.
4. Provide copies of Christian symbols (from the digital content center). Have children choose symbols, cut them out, and glue them on the poster board around the hymn.

### Option

Older children may want to draw their own designs and Christian symbols. You can provide them with a 14" × 17" piece of poster board. They will measure three inches in from each side and draw lines to create a rectangle that is 8" × 11". This is where the copy of the hymn score will be placed. Then they measure one inch in from each side and draw lines to create a second rectangle that is 12" × 15". Children can draw designs with pencil inside the 2-inch border between the inside rectangle and the frame.



# “Awake, Jerusalem, Arise!”

## PALM TREE RELAY

**GET READY:** Create two palm tree trunks using brown paper or poster board, and tape them to a wall two yards apart. Create two more palm tree trunks and tape them to the wall opposite the first two. Or use painter’s tape to create the outlines of the palm tree trunks. Cut palm branches out of green paper and tape six to eight branches on each of the two palm trees on one wall.

Divide children into two teams (provide enough palm branches on the trees for each team, or have children take turns playing).

**GO:** Both teams start in front of the palm tree trunks with no branches. The first person from each team runs to the opposite wall, takes a branch from the tree, runs back, and tapes it on the tree by the starting line. Play continues until all branches have been transferred to the opposite tree trunks.

**CONNECT:** Talk about why people spread palm branches on the ground as Jesus came into Jerusalem.

## HOSANNA HUSTLE

**GET READY:** Use a marker to write the letters *H-O-S-A-N-N-A* on seven sheets of paper, then make an identical set of papers. Shuffle each set of papers and place face down in a basket or other container on one side of the room, two yards apart. Place another basket for each team on the opposite side of the room.

Divide children into two teams.

**GO:** Each team starts next to their empty basket. On “Go!” the first person from each team runs to the opposite basket, grabs one paper, runs back, and places it in their team’s basket. Once a team has all the papers in their basket, they should take the papers out and line up in order to spell *HOSANNA*. When they are all in order, they shout together, “Hosanna!”

Option: Write the words of the Bible verse on papers instead of the letters of *HOSANNA*.

**CONNECT:** Say the Bible verse of the day together.

### CENTRAL TRUTH

Christ, who came once,  
will come again.

### BIBLE NARRATIVE

The Triumphal Entry  
Matthew 21:1–11  
(27:32–56; 28:1–10)

### BIBLE VERSE

“Hosanna to the Son of David!  
Blessed is He who comes in the  
name of the Lord!” Matthew 21:9

### CATECHISM CONNECTION

Apostles’ Creed, Second Article

### MATERIALS NEEDED


#### Palm Tree Relay

Indoor open area  
Brown and green poster board  
or construction paper  
Packaging tape  
Optional: Painter’s tape

#### Hosanna Hustle

Copy paper  
Marker  
Four baskets/containers

PREVIEW SAMPLE - NOT FINAL COPY  
© 2025 Concordia Publishing House and/or  
the copyright information listed on the indicia.  
c p h . o r g



# “Awake, Jerusalem, Arise!”

## “NIGHT IS FLYING” SNACK BAGS

### CENTRAL TRUTH

Christ, who came once,  
will come again.

### BIBLE NARRATIVE

The Triumphal Entry  
Matthew 21:1–11  
(27:32–56; 28:1–10)

### BIBLE VERSE

“Hosanna to the Son of David!  
Blessed is He who comes in the  
name of the Lord!” Matthew 21:9

### CATECHISM CONNECTION

Apostles’ Creed, Second Article

### MATERIALS NEEDED

#### “Night Is Flying” Snack Bags

Snack-size resealable bags  
Chocolate cereal, raisins,  
chocolate chips  
Clothespins or twist ties  
Optional: Marker, wiggle eyes,  
black paper, scissor, glue

#### Palm Trees

Small paper plates  
Pretzel rods  
Green apple slices  
Blueberries or grapes

1. Fill resealable bags with chocolate cereal, raisins, and chocolate chips, leaving some space in the bag.
2. Seal the bag, then pinch the bag together in the middle, and use a twist tie or a clothespin to clip the bag, forming two “wings.”

Option: Use a marker to color the clothespin black. Glue wiggle eyes and black triangle ears on one end of the clothespin to make a “night-flying” bat.

**CONNECT:** Talk about the phrase “night is flying” and what it means in the hymn. Why did the watchmen want the people to wake up?


## PALM TREES

1. Place two pretzel rods on a paper plate.
2. Add four green apple slices to the top of each pretzel rod to make palm fronds.
3. Add blueberries or grapes as coconuts.

**CONNECT:** What did the people say as Jesus rode into Jerusalem on the first Palm Sunday? (Say the Bible verse together.)

The Triumphal Entry

Matthew 21:1-11 (27:32-56; 28:1-10)



PREVIEW SAMPLE - NOT FINAL COPY  
© 2025 Concordia Publishing House and/or  
the copyright information listed on the indicia.  
c p h . o r g

**The Triumphal Entry**



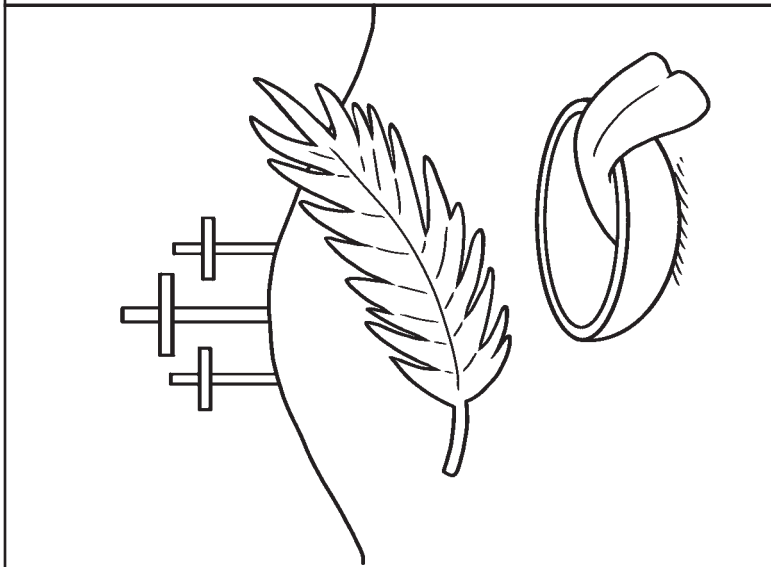
*Matthew 21:1-11 (27:32-56; 28:1-10)*

Fill in the blanks to complete the phrase you learned about Jesus’ coming.

HE C \_ \_ \_ \_


HE C \_ \_ \_ \_

HE W \_ \_ \_ \_ C \_ \_ \_



**Christ, who came once, will come again.**

PREVIEW SAMPLE - NOT FINAL COPY  
 © 2025 Concordia Publishing House and/or  
 the copyright information listed on the indicia.  
 c p h . o r g



# “Awake, Jerusalem, Arise!”

Dear Family,

We are so happy that your child is attending our Hymn VBS! Your child is learning the wonderful truth that Christ, our Savior, who once came to this world to save us, will come again and take all believers to live with Him forever in the new creation.

The title of this VBS comes from a beautiful hymn that talks about the promise of Christ’s return and how God’s people prepare and watch for Him with joy and anticipation. This hymn can be found in *Lutheran Service Book*: “Wake, Awake, for Night Is Flying” (LSB 516).

Each day of VBS, the family letter will share what your child has learned and provide conversation starters to help you talk together about the great things our God has done for us.

## CENTRAL TRUTH

Christ, who came once,  
will come again.

## BIBLE NARRATIVE

The Triumphal Entry  
Matthew 21:1–11  
(27:32–56; 28:1–10)

## BIBLE VERSE

“Hosanna to the Son of David!  
Blessed is He who comes in the  
name of the Lord!” Matthew 21:9

## CATECHISM CONNECTION

Apostles’ Creed, Second Article

## WHAT WE LEARNED TODAY

God the Father promised to send a Savior to rescue us from sin and death. Jesus, the Son of God, is the fulfillment of that promise. He came to earth and became man, born as a baby.

On the first Palm Sunday, Jesus rode into Jerusalem as the people shouted “Hosanna!” (Save us!). Jesus died on the cross, paying for the sins of world, and rose from the dead, conquering sin and death. One day, He will return and take all believers to live with Him forever.

**Read the central truth, Bible narrative, Bible verse,  
and catechism connection together.**

## CONVERSATION STARTERS

- Talk about the first Palm Sunday. Why were the people so happy that Jesus had come? Why are you happy Jesus came?
- What will happen when Jesus comes again?