



# VISUAL PIANO CHORD GUIDE

31 VARIATIONS  
ALL KEYS  
372 CHORDS!



## Table of Contents

Introduction.....	3
Major Chords .....	4
Major 6 <sup>th</sup> Chords.....	5
Major 7 <sup>th</sup> Chords .....	6
Major 9 <sup>th</sup> Chords .....	7
Major 6/9 Chords.....	8
Minor Chords.....	9
Minor 6 <sup>th</sup> Chords.....	10
Minor 7 <sup>th</sup> Chords.....	11
Minor Major 7 <sup>th</sup> Chords .....	12
Minor 9th Chords.....	13
Minor 6/9 Chords .....	14
Minor 11 <sup>th</sup> Chords.....	15
7 <sup>th</sup> Chords .....	16
9 <sup>th</sup> Chords .....	17
13 <sup>th</sup> Chords .....	18
Augmented Chords – written as ‘+’ or ‘aug’ .....	19
Diminished Chords – written as ‘ <sup>o</sup> ’ or ‘dim’ .....	20
Suspended 2 <sup>nd</sup> Chords.....	21
Add 2 Chords .....	22
Suspended 4 <sup>th</sup> Chords .....	23
Jazz Suspended Chords – or 9sus4 Chords.....	24
Half-Diminished Chords – written as ‘ <sup>o</sup> 7’ or ‘m7(b5)’ .....	25
Dominant 7 Flat 9 Chords – written as ‘7(b9)’ .....	26
13 Flat 9 Chords – written as ‘13(b9)’ .....	27
Dominant 7 Sharp 9 Chords – written as ‘7(#9)’ .....	28
Augmented 7 <sup>th</sup> Chords – written as ‘aug7’ or ‘+7’ .....	29
Augmented 9 <sup>th</sup> Chords – written as ‘aug9’ or ‘+9’ .....	30
Augmented 7 <sup>th</sup> Flat 9 Chords – written as ‘+(b9)’ or ‘+7(b9)’ .....	31
Diminished 7 <sup>th</sup> Chords – written as ‘ <sup>o</sup> 7’ or ‘dim7’ .....	32
Lydian Major Chords – Major 13#11.....	33
Lydian Dominant Chords – 13#11 .....	34

## Introduction

This guide does NOT contain every piano chord in the universe!

HOWEVER... with 28 variations of chords in all 12 keys (336 total chords!), it should give you plenty of chords to work with well into intermediate and advanced levels of piano playing.

I would guess that probably 99% of the chords I play are contained in this guide – whether it's a solo jazz piano gig or a dueling piano gig, where I'm playing popular music of the last 50 years.

Some of the chords included in this guide are not playable with just one hand, so I encourage you to break them apart into two-hand voicings and find variations that sound good to you.

Also, by changing the relative positions of the chord tones ("opening up" the chords), or by creating "inversions" of these chords (where the root is no longer on the bottom of the chord), it is possible to create literally hundreds of variations of the chords in this guide.

For example, C13 could be played with a C bass note in the left hand and E-A-Bb-D or Bb-D-E-A in the right hand.

In fact, I have a whole separate course dedicated entirely to chord voicings – called [Piano Chord Voicings... FAST!](#)

In my experience, it's always helped me to learn just a handful of chords in a handful of keys, and to play around with those chords until I felt comfortable with them, slowly adding variations, new chords, or additional keys as I felt it was necessary.

If you need some help learning to work with chords and lead sheets (sheet music with melody and chords only), I recommend you check out my foundation course, [Professional Piano Chords for Everyday Pianists](#).

Wherever you are in your piano journey, I hope this guide is helpful to you.

I wish you all the best.

Bill Romer

[PianoFast.com](http://PianoFast.com)



# Major Chords

**C**



**G**



**D**



**A**



**E**



**B**



**F# or Gb**



**C# or Db**



**G# or Ab**



**D# or Eb**



**A# or Bb**



**F**



# Major 6<sup>th</sup> Chords

**C6**



**G6**



**D6**



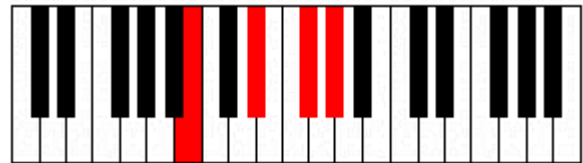
**A6**



**E6**



**B6**



**F#6 or Gb6**



**C#6 or Db6**



**G#6 or Ab6**



**D#6 or Eb6**



**A#6 or Bb6**



**F6**



Major 7<sup>th</sup> Chords – written as 'M7' or 'maj7' or 'Δ7'

**CM7**



**GM7**



**DM7**



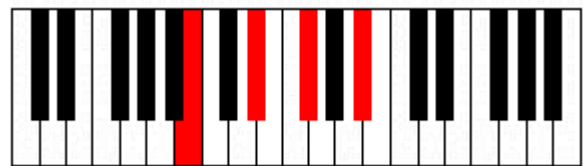
**AM7**



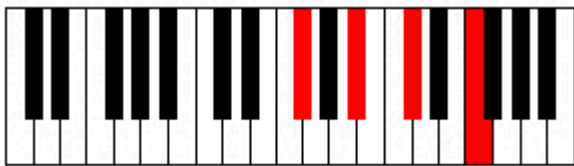
**EM7**



**BM7**



**F#M7 or GbM7**



**C#M7 or DbM7**



**G#M7 or AbM7**



**D#M7 or EbM7**



**A#M7 or BbM7**



**FM7**



Major 9<sup>th</sup> Chords – written as 'M9' or 'maj9' or 'Δ9'

**CM9**



**GM9**



**DM9**



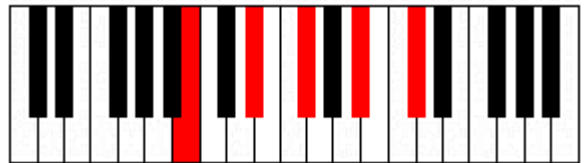
**AM9**



**EM9**



**BM9**



**F#M9 or GbM9**



**C#M9 or DbM9**



**G#M9 or AbM9**



**D#M9 or EbM9**



**A#M9 or BbM9**



**FM9**



# Major 6/9 Chords

**C<sup>6/9</sup>**



**G<sup>6/9</sup>**



**D<sup>6/9</sup>**



**A<sup>6/9</sup>**



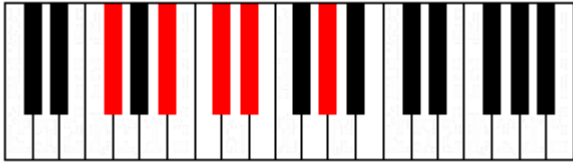
**E<sup>6/9</sup>**



**B<sup>6/9</sup>**



**F#<sup>6/9</sup> or Gb<sup>6/9</sup>**



**C#<sup>6/9</sup> or Db<sup>6/9</sup>**



**G#<sup>6/9</sup> or Ab<sup>6/9</sup>**



**D#<sup>6/9</sup> or Eb<sup>6/9</sup>**



**A#<sup>6/9</sup> or Bb<sup>6/9</sup>**



**F<sup>6/9</sup>**





Minor Chords – written as 'm' or 'min' or '-'

**Cm**



**Gm**



**Dm**



**Am**



**Em**



**Bm**



**F#m or Gbm**



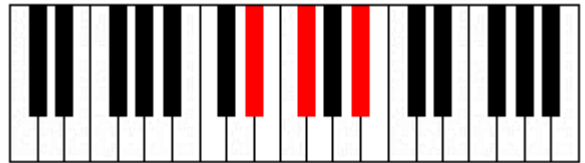
**C#m or Dbm**



**G#m or Abm**



**D#m or Ebm**



**A#m or Bbm**



**Fm**



Minor 6<sup>th</sup> Chords – written as ‘m6’ or ‘min6’ or ‘-6’


**Cm6**



**Gm6**



**Dm6**



**Am6**



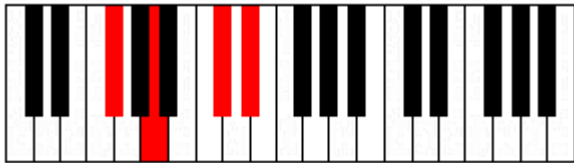
**Em6**



**Bm6**



**F#m6 or Gbm6**



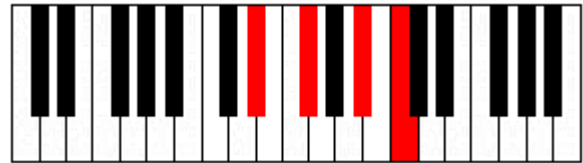
**C#m6 or Dbm6**



**G#m6 or Abm6**



**D#m6 or Ebm6**



**A#m6 or Bbm6**



**Fm6**



Minor 7<sup>th</sup> Chords – written as 'm7' or 'min7' or '-7'

**Cm7**



**Gm7**



**Dm7**



**Am7**



**Em7**



**Bm7**



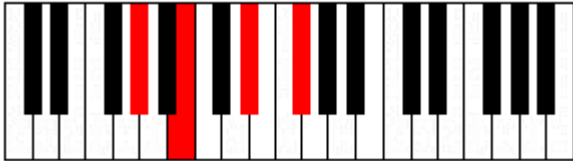
**F#m7 or Gbm7**



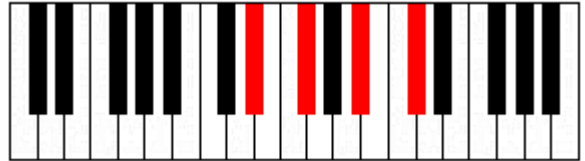
**C#m7 or Dbm7**



**G#m7 or Abm7**



**D#m7 or Ebm7**



**A#m7 or Bbm7**



**Fm7**



# Minor Major 7<sup>th</sup> Chords

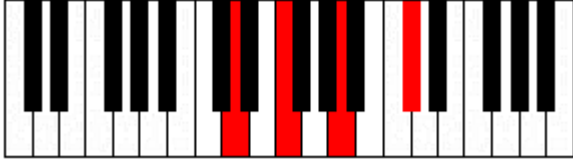
**CmM7**



**GmM7**



**DmM7**



**AmM7**



**EmM7**



**BmM7**



**F#mM7 or GbmM7**



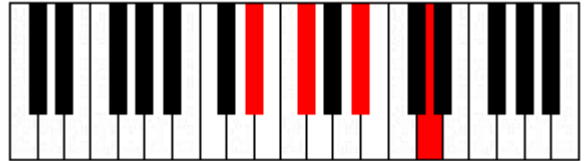
**C#mM7 or DbmM7**



**G#mM7 or AbmM7**



**D#mM7 or EbmM7**



**A#mM7 or BbmM7**



**FmM7**



Minor 9th Chords – written as 'm9' or 'min9' or '-9'

**Cm9**



**Gm9**



**Dm9**



**Am9**



**Em9**



**Bm9**



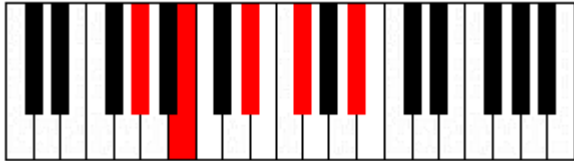
**F#m9 or Gbm9**



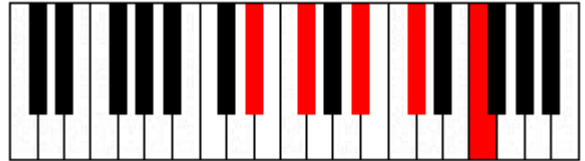
**C#m9 or Dbm9**



**G#m9 or Abm9**



**D#m9 or Ebm9**



**A#m9 or Bbm9**



**Fm9**



Minor 6/9 Chords – written as 'm6/9' or 'min6/9' or '-6/9'

**Cm<sup>6/9</sup>**



**Gm<sup>6/9</sup>**



**Dm<sup>6/9</sup>**



**Am<sup>6/9</sup>**



**Em<sup>6/9</sup>**



**Bm<sup>6/9</sup>**



**F#m<sup>6/9</sup> or Gbm<sup>6/9</sup>**



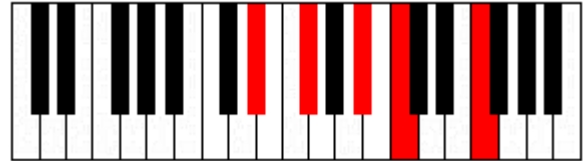
**C#m<sup>6/9</sup> or Dbm<sup>6/9</sup>**



**G#m<sup>6/9</sup> or Abm<sup>6/9</sup>**



**D#m<sup>6/9</sup> or Ebm<sup>6/9</sup>**



**A#m<sup>6/9</sup> or Bbm<sup>6/9</sup>**



**Fm<sup>6/9</sup>**



Minor 11<sup>th</sup> Chords – written as ‘m11’ or ‘min11’ or ‘-11’

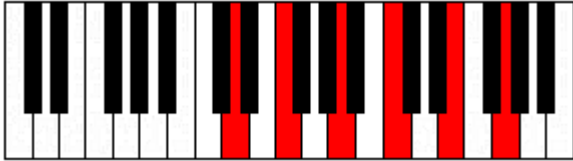
**Cm11**



**Gm11**



**Dm11**



**Am11**



**Em11**



**Bm11**



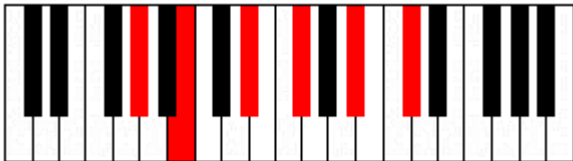
**F#m11 or Gbm11**



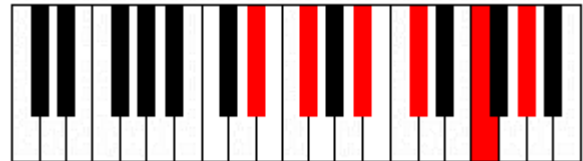
**C#m11 or Dbm11**



**G#m11 or Abm11**



**D#m11 or Ebm11**



**A#m11 or Bbm11**



**Fm11**



# 7<sup>th</sup> Chords

**C7**



**G7**



**D7**



**A7**



**E7**



**B7**



**F#7 or Gb7**



**C#7 or Db7**



**G#7 or Ab7**



**D#7 or Eb7**



**A#7 or Bb7**



**F7**





# 9<sup>th</sup> Chords

**C9**



**G9**



**D9**



**A9**



**E9**



**B9**



**F#9 or Gb9**



**C#9 or Db9**



**G#9 or Ab9**



**D#9 or Eb9**



**A#9 or Bb9**



**F9**



## 13<sup>th</sup> Chords

NOTE: The 11<sup>th</sup> (note 2<sup>nd</sup> from the right) is usually omitted in this chord.

**C13**



**D13**



**E13**



**F#13 or Gb13**



**G#13 or Ab13**



**A#13 or Bb13**



**G13**



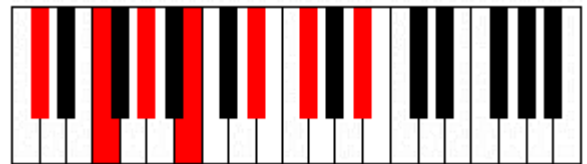
**A13**



**B13**



**C#13 or Db13**



**D#13 or Eb13**



**F13**



Augmented Chords – written as '+' or 'aug'

**C+**



**G+**



**D+**



**A+**



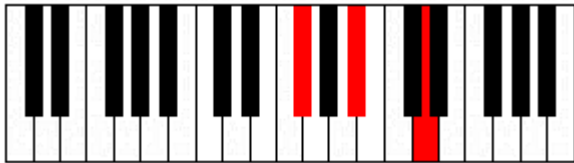
**E+**



**B+**



**F#+ or Gb+**



**C#+ or Db+**



**G#+ or Ab+**



**D#+ or Eb+**



**A#+ or Bb+**



**F+**



Diminished Chords – written as ‘o’ or ‘dim’

**Cdim**



**Gdim**



**Ddim**



**Adim**



**Edim**



**Bdim**



**F#dim or Gbdim**



**C#dim or Dbdim**



**G#dim or Abdim**



**D#dim or Ebdim**



**A#dim or Bbdim**



**Fdim**



# Suspended 2<sup>nd</sup> Chords

**Csus2**



**Gsus2**



**Dsus2**



**Asus2**



**Esus2**



**Bsus2**



**F#sus2 or Gbsus2**



**C#sus2 or Dbsus2**



**G#sus2 or Absus2**



**D#sus2 or Ebsus2**



**A#sus2 or Bbsus2**



**Fsus2**



## Add 2 Chords

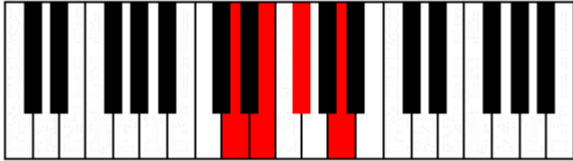
**Cadd2**



**Gadd2**



**Dadd2**



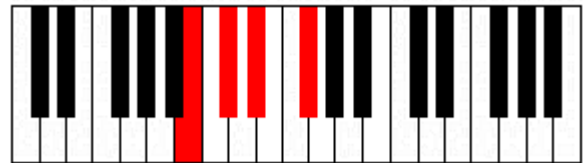
**Aadd2**



**Eadd2**



**Badd2**



**F#add2 or Gbadd2**



**C#add2 or Dbadd2**



**G#add2 or Abadd2**



**D#add2 or Ebadd2**



**A#add2 or Bbadd2**



**Fadd2**



# Suspended 4<sup>th</sup> Chords

**Csus4**



**Gsus4**



**Dsus4**



**Asus4**



**Esus4**



**Bsus4**



**F#sus4 or Gbsus4**



**C#sus4 or Dbsus4**



**G#sus4 or Absus4**



**D#sus4 or Ebsus4**



**A#sus4 or Bbsus4**



**Fsus4**



## Jazz Suspended Chords – or 9sus4 Chords

NOTE: Can also be thought of as ii<sup>7</sup>/V chord – e.g., Dm7/G (G bass) in key of C – written as 'sus'

**Csus**



**Gsus**



**Dsus**



**Asus**



**Esus**



**Bsus**



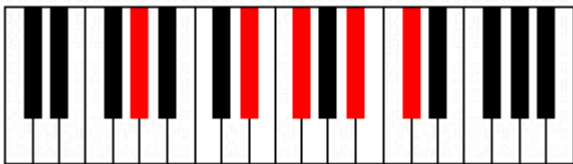
**F#sus or Gbsus**



**C#sus or Dbsus**



**G#sus or Absus**



**D#sus or Ebsus**



**A#sus or Bbsus**



**Fsus**





Half-Diminished Chords – written as 'ø7' or 'm7(b5)'

**Cm7(b5)**



**Gm7(b5)**



**Dm7(b5)**



**Am7(b5)**



**Em7(b5)**



**Bm7(b5)**



**F#m7(b5) or Gbm7(b5)**



**C#m7(b5) or Dbm7(b5)**



**G#m7(b5) or Abm7(b5)**



**D#m7(b5) or Ebm7(b5)**



**A#m7(b5) or Bbm7(b5)**



**Fm7(b5)**



Dominant 7 Flat 9 Chords – written as '7(b9)'

**C7(b9)**



**G7(b9)**



**D7(b9)**



**A7(b9)**



**E7(b9)**



**B7(b9)**



**F#7(b9) or Gb7(b9)**



**C#7(b9) or Db7(b9)**



**G#7(b9) or Ab7(b9)**



**D#7(b9) or Eb7(b9)**



**A#7(b9) or Bb7(b9)**



**F7(b9)**



## 13 Flat 9 Chords – written as '13(b9)'

NOTE: The 11<sup>th</sup> (2<sup>nd</sup> note from the right) is usually left out of this chord.

**C13(b9)**



**D13(b9)**



**E13(b9)**



**F#13(b9) or Gb13(b9)**



**G#13(b9) or Ab13(b9)**



**A#13(b9) or Bb13(b9)**



**G13(b9)**



**A13(b9)**



**B13(b9)**



**C#13(b9) or Db13(b9)**



**D#13(b9) or Eb13(b9)**



**F13(b9)**



Dominant 7 Sharp 9 Chords – written as '7(#9)'

**C7(#9)**



**G7(#9)**



**D7(#9)**



**A7(#9)**



**E7(#9)**



**B7(#9)**



**F#7(#9) or Gb7(#9)**



**C#7(#9) or Db7(#9)**



**G#7(#9) or Ab7(#9)**



**D#7(#9) or Eb7(#9)**



**A#7(#9) or Bb7(#9)**



**F7(#9)**



Augmented 7<sup>th</sup> Chords – written as 'aug7' or '+7'

**C+7**



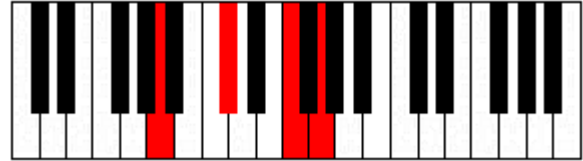
**G+7**



**D+7**



**A+7**



**E+7**



**B+7**



**F#+7 or Gb+7**



**C#+7 or Db+7**



**G#+7 or Ab+7**



**D#+7 or Eb+7**



**A#+7 or Bb+7**



**F+7**



Augmented 9<sup>th</sup> Chords – written as 'aug9' or '+9'

**C+9**



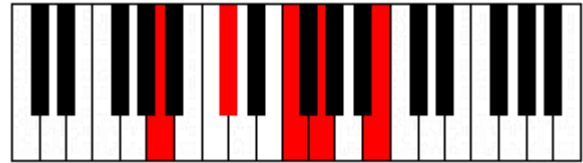
**G+9**



**D+9**



**A+9**



**E+9**



**B+9**



**F#+9 or Gb+9**



**C#+9 or Db+9**



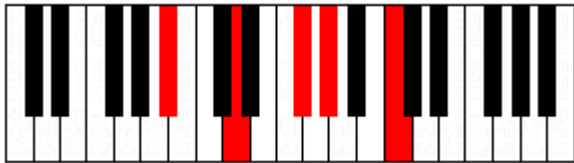
**G#+9 or Ab+9**



**D#+9 or Eb+9**



**A#+9 or Bb+9**



**F+9**



## Augmented 7<sup>th</sup> Flat 9 Chords – written as '+7(b9)' or '+7(b9)'

NOTE: A nice voicing for this chord is the root in the left hand (bass) and 7-b9-3-+5 in the right hand. For example, C+7(b9) would be C in the bass and Bb-Db-E-G# in the right hand.

**C+7(b9)**



**G+7(b9)**



**D+7(b9)**



**A+7(b9)**



**E+7(b9)**



**B+7(b9)**



**F#+7(b9) or Gb+7(b9)**



**C#+7(b9) or Db+7(b9)**



**G#+7(b9) or Ab+7(b9)**



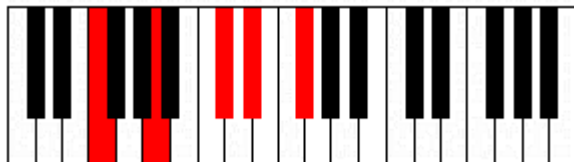
**D#+7(b9) or Eb+7(b9)**



**A#+7(b9) or Bb+7(b9)**



**F+7(b9)**



Diminished 7<sup>th</sup> Chords – written as ‘o7’ or ‘dim7’

**Cdim7**



**Gdim7**



**Ddim7**



**Adim7**



**Edim7**



**Bdim7**



**F#dim7 or Gbdim7**



**C#dim7 or Dbdim7**



**G#dim7 or Abdim7**



**D#dim7 or Ebdim7**



**A#dim7 or Bbdim7**



**Fdim7**





## Lydian Major Chords – Major 13#11

Can also omit 13<sup>th</sup> for Major 9#11 and 9<sup>th</sup> for Major 7#11. Major 13#11 is easy to remember, because you play the major chord whose root is one whole step above the root of the base chord – e.g., CM13#11 = CM7 + D on top.

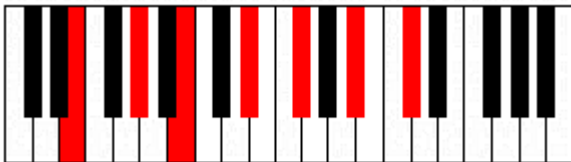
**CM13#11**



**DM13#11**



**EM13#11**



**F#M13#11 or GbM13#11**



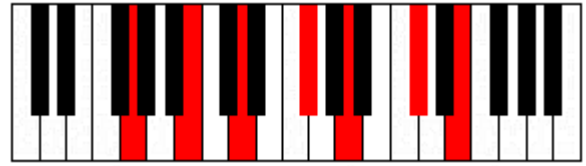
**G#M13#11 or AbM13#11**



**A#M13#11 or BbM13#11**



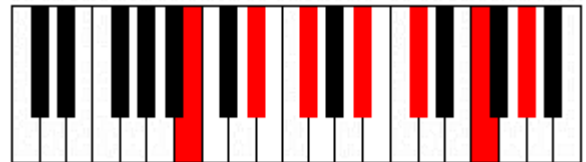
**GM13#11**



**AM13#11**



**BM13#11**



**C#M13#11 or DbM13#11**



**D#M13#11 or EbM13#11**



**FM13#11**



## Lydian Dominant Chords – 13#11

Can also omit 13<sup>th</sup> for 9#11 and 9<sup>th</sup> for 7#11. 13#11 is easy to remember, because you play the major chord whose root is one whole step above the root of the base chord – e.g., C13#11 = C7 + D on top.

**C13#11**



**D13#11**



**E13#11**



**F#13#11 or Gb13#11**



**G#13#11 or Ab13#11**



**A#13#11 or Bb13#11**



**G13#11**



**A13#11**



**B13#11**



**C#13#11 or Db13#11**



**D#13#11 or Eb13#11**



**F13#11**

