

Covanta Hempstead

2018 Facility Performance

Metal Recovery

Ferrous
31,800 tons

Non-Ferrous
4,100 tons

The metal recovered in **2018** is equivalent to:



27 thousand cars from recovered steel



Energy savings equivalent to **9.7 million** gallons of gasoline


A paper clip chain that wraps around the Earth **49** times



285 million aluminum cans



Net GHG Reduction



Compared to Landfilling,
1 Ton of MSW processed

Reduces lifecycle emissions* by

1.00 Tons of Net CO₂e



In **2018**, the plant **avoided emissions** equivalent to:

200 thousand passenger vehicles driven for **1 Year**



Burning **1,029 million** pounds of coal

* Life Cycle calculations are based on facility operating data, local electrical grid, and U.S. national average landfill practices

Average Annual Facility Emissions

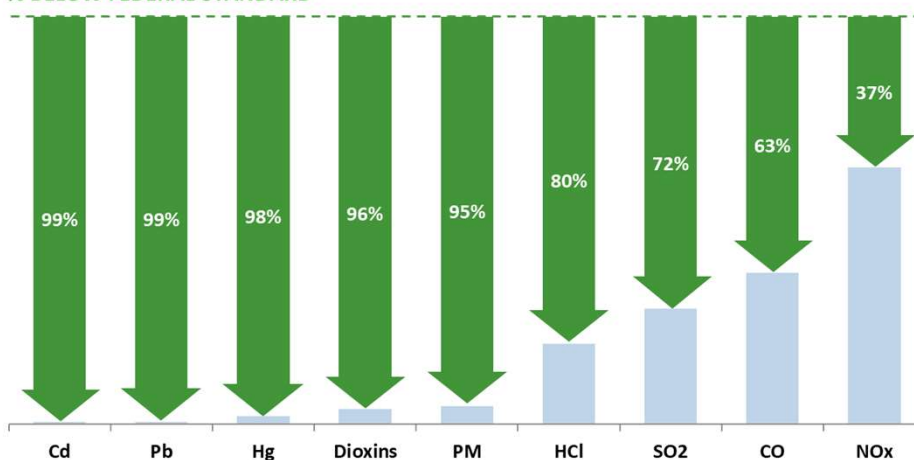
2016-2018 EfW Emissions
Compared to Federal Standards

Covanta Hempstead operates up to **99% below** federal emissions standards

Emissions compared to federal guidelines for existing facilities (40 CFR 60 Subpart Cb).

Facility may be subject to more stringent requirements by permit or in accordance with other federal guidelines.

% BELOW FEDERAL STANDARD



Electricity Generation

The electricity produced at the plant:

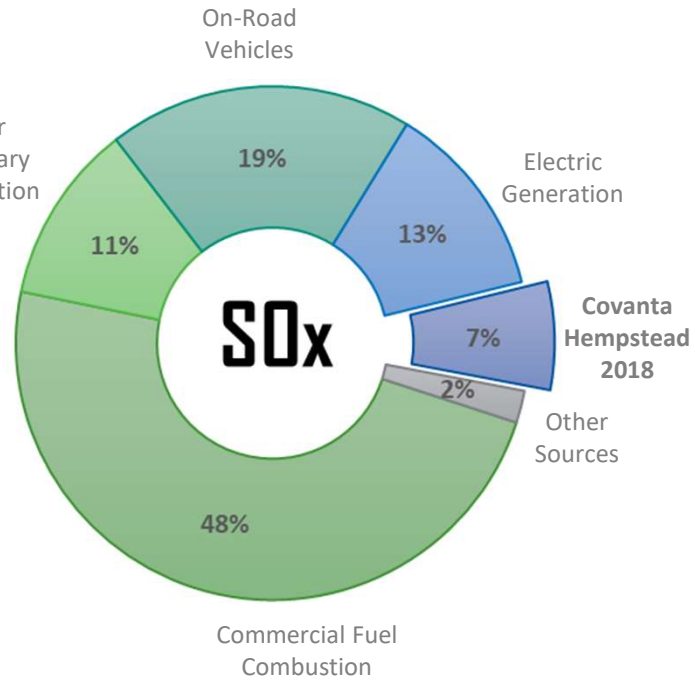
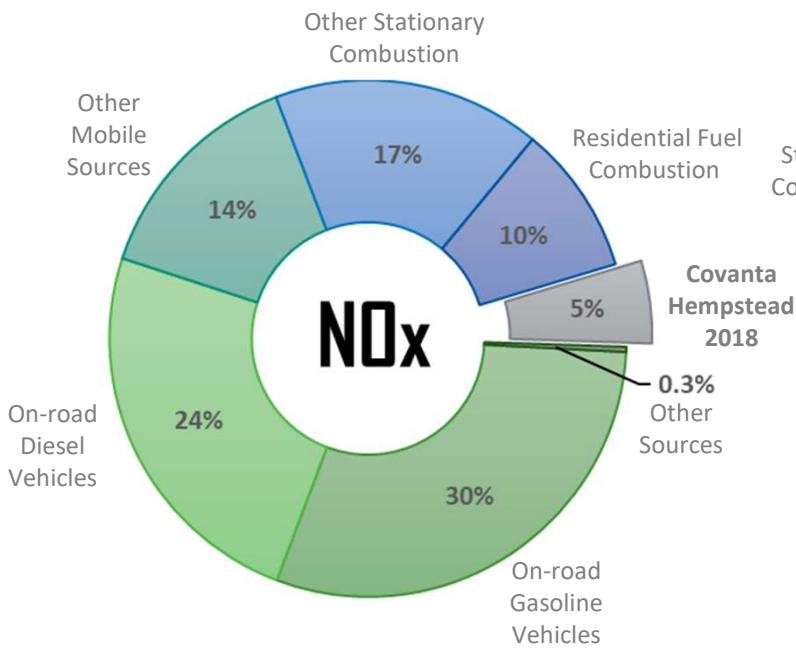
Provides electricity for **55.4 thousand** homes for **1 Year**

-OR-

Can fully charge a Tesla Model S vehicle **5.9 million** times

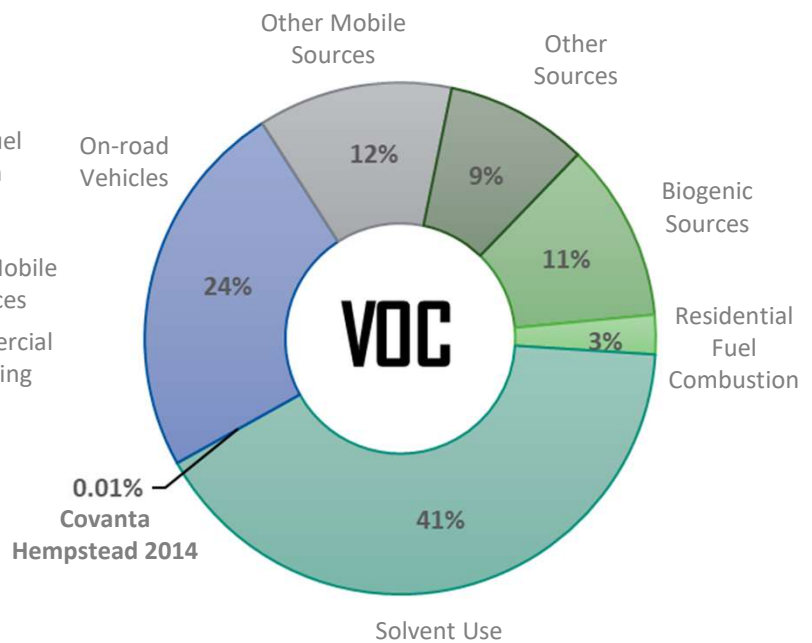
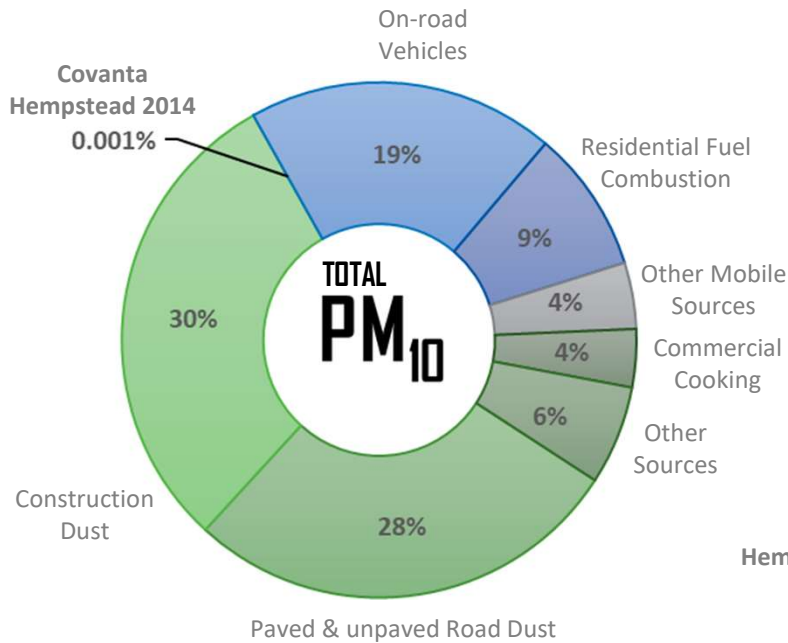
How Do Our Emissions Compare to Other Sources in the County?

Local air emissions* in Nassau County, NY



EfW Continuous Emission Monitoring Compliance Performance**

100.00%
2018



* Based on the 2014 US EPA National Emissions Inventory; the most recently released complete inventory. Where available, the facility's 2014 emissions were replaced with the reported 2018 emissions.

** Percentage of hours in compliance with CEMS emissions standards