

# Covanta Harrisburg

## 2018 Facility Performance

### Metal Recovery

**Ferrous**  
3,300 tons

The metal recovered in **2018** is equivalent to:




**3 thousand** cars from recovered steel

Energy savings equivalent to **500 thousand** gallons of gasoline



A paper clip chain that wraps around the Earth **5** times

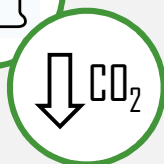
### Net GHG Reduction



Compared to Landfilling,  
**1 Ton** of MSW processed

Reduces lifecycle emissions\* by

**0.78** Tons of Net CO<sub>2</sub>e



In **2018**, the plant **avoided emissions** equivalent to:



**41 thousand** passenger vehicles driven for **1 Year**  
Burning **209 million** pounds of coal



\* Life Cycle calculations are based on facility operating data, local electrical grid, and U.S. national average landfill practices

### Average Annual Facility Emissions

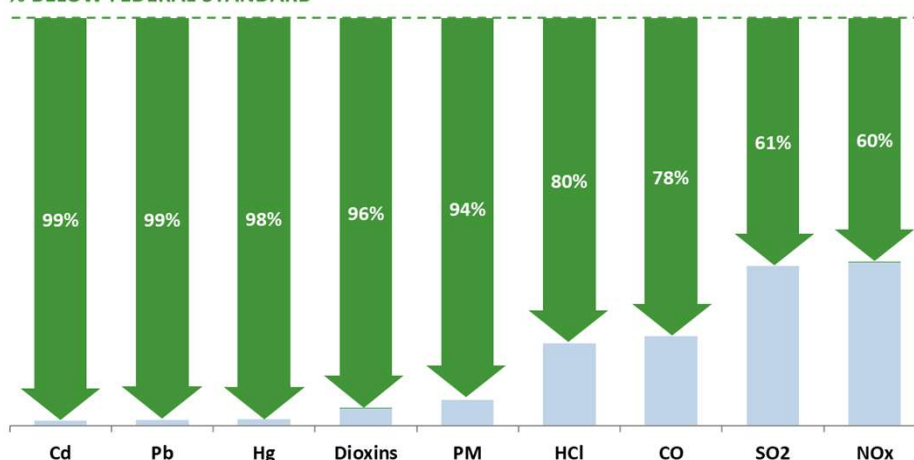
2016-2018 EfW Emissions  
Compared to Federal Standards

Covanta Harrisburg operates up to **99% below** federal emissions standards

Emissions compared to federal guidelines for existing facilities (40 CFR 60 Subpart Cb).

Facility may be subject to more stringent requirements by permit or in accordance with other federal guidelines.


**% BELOW FEDERAL STANDARD**



### Electricity Generation

The electricity produced at the plant:

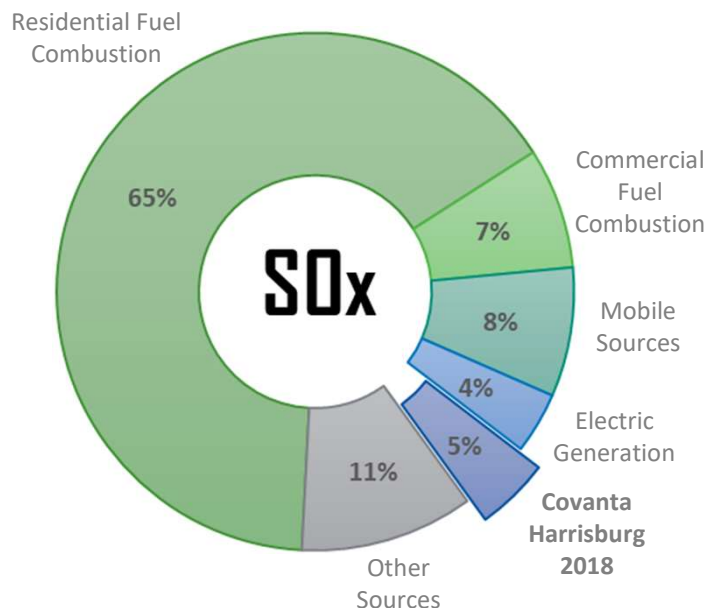
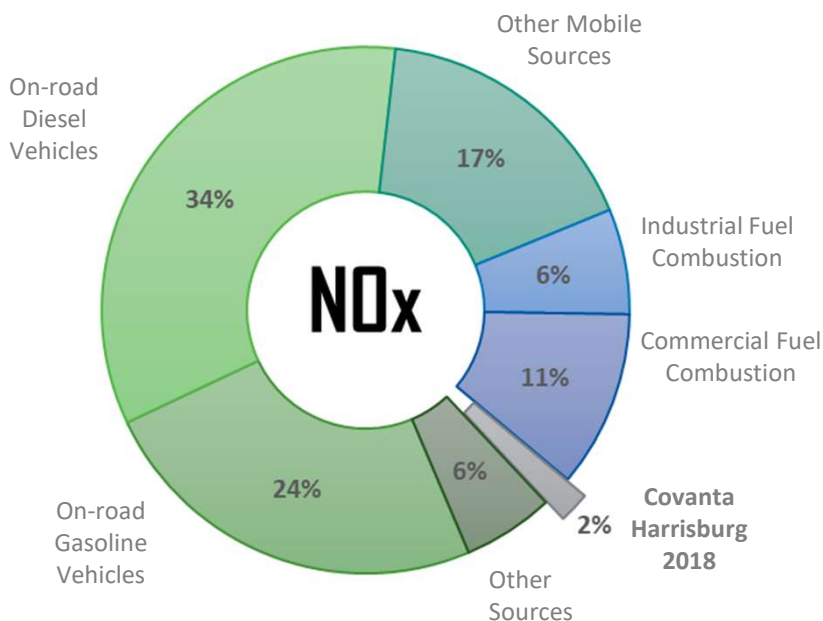
Provides electricity for **9 thousand** homes for **1 Year**



Can fully charge a Tesla Model S vehicle **1 million** times

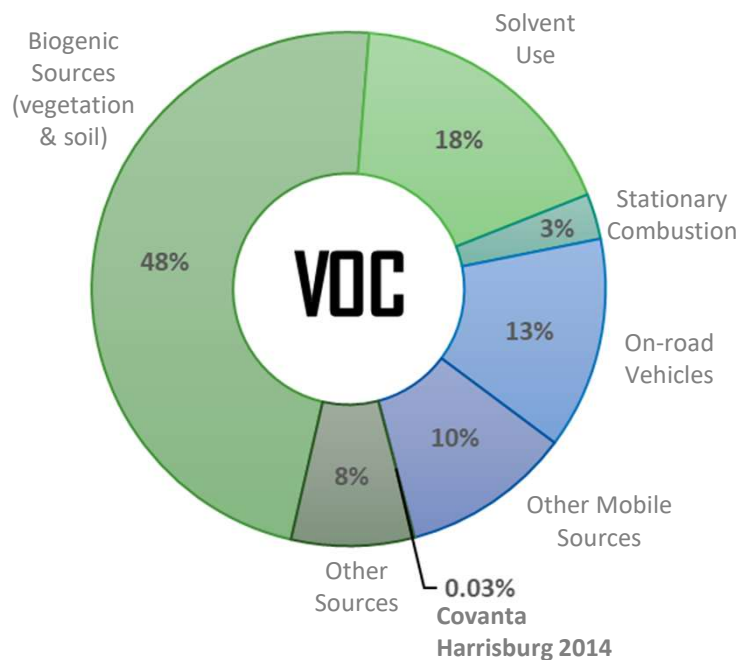
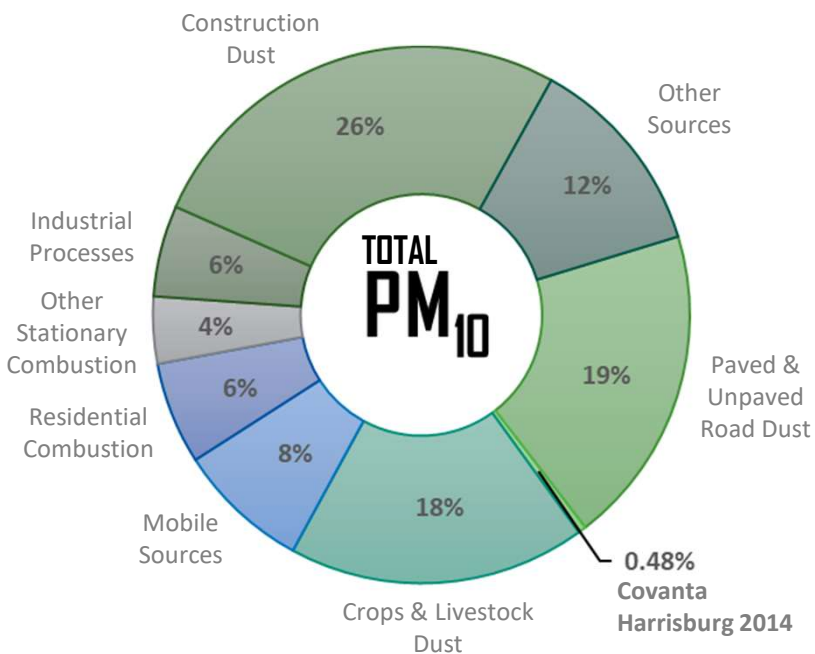
## How Do Our Emissions Compare to Other Sources in the County?

Local air emissions\* in Dauphin County, PA



### EfW Continuous Emission Monitoring Compliance Performance\*\*

**99.87%**  
2018



\* Based on the 2014 US EPA National Emissions Inventory; the most recently released complete inventory. Where available, the facility's 2014 emissions were replaced with the reported 2018 emissions.

\*\* Percentage of hours in compliance with CEMS emissions standards