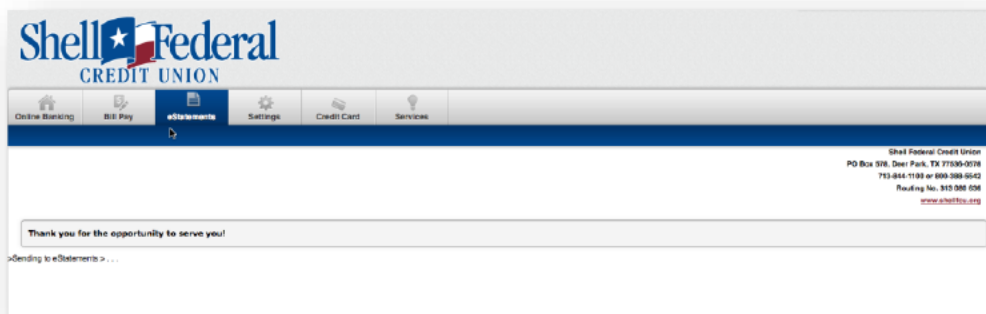




Online Banking requires pop-ups to be enabled in order take advantage of the following features:

- eStatements
- Check Ordering
- External Transfers
- Open Accounts

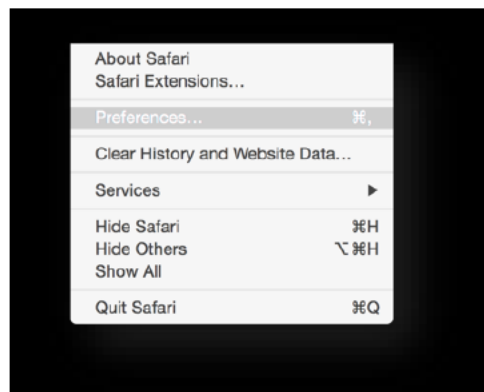
When pop-ups are not enabled, Online Banking will have the appearance of being “stuck” and you will receive the following screen:



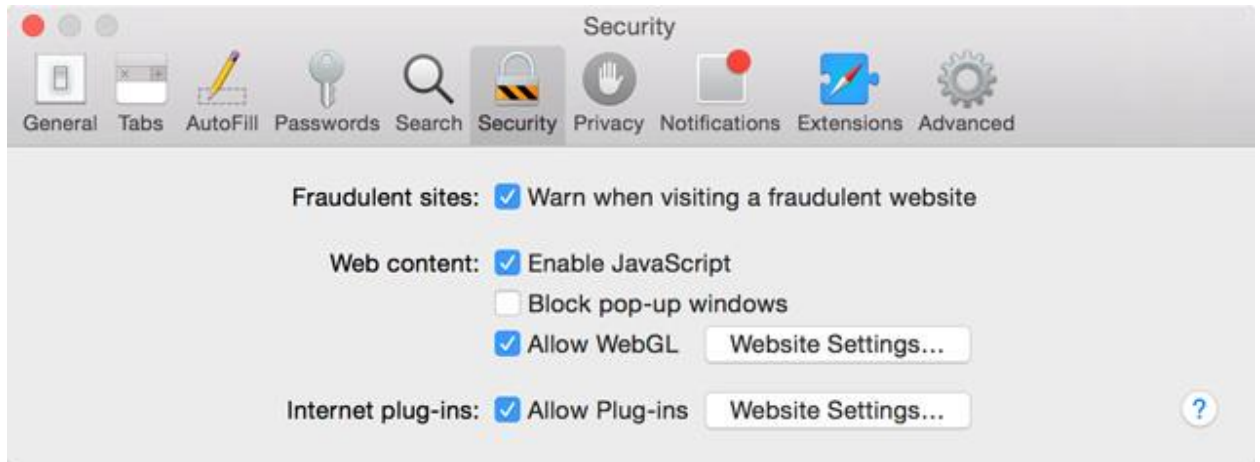
Enabling Browser Pop-Ups in Safari

The following instructions will guide you through the process of enabling pop-ups in Safari.

1. From the Safari menu, choose *Preferences*.



2. Once in the Preferences menu, choose the *Security* option. Deselect “Block pop-up windows.”



For more information on enabling Safari pop-ups, please visit https://support.apple.com/kb/PH19284?locale=en_US.