



Fine twill lends a classic look.

- Fabric: 65/35 poly/cotton
- Structure: Structured
- Profile: Mid
- Closure: Self-fabric slide closure with buckle and grommet



front



back

HOW TO MEASURE







HATS

Measure the circumference around the head, above the eyebrow and at the widest part of the head. Divide number by 3.14 for hat size.

SIZE CHART

| | OSFA |
|-----------|----------------|
| Hat Size | 6 5/8- 8 |
| Head Size | 20 7/8- 25 1/8 |

COLOR INFORMATION

| | | | | | |
|--|---|---|---|---|---|
|  |  |  |  |  |  |
| Black PMS NTR BLACK C | Khaki PMS 7530C | Navy PMS 7547C | Red PMS 201C | Royal PMS 7687C | White |