
SECRETARY-TREASURER'S REPORT 2012-2016



2016 SEIU CONVENTION



Dear Sisters and Brothers:

Welcome to SEIU's 26th International Convention. As your Secretary-Treasurer, my top priority has been ensuring our union's assets are effectively deployed, guided by a number of core principles, such as efficiency, accountability to our members, professionalism and the highest ethical standards.

I am pleased to report that our independent auditors consistently attest that SEIU's financial operations demonstrate our commitment to following the most rigorous accounting practices.

Included in this report, you will find a summary of SEIU's audited financial statements for 2012 through 2015. Additionally, SEIU's Board of Auditors, established by the SEIU Constitution and Bylaws, has included its report affirming that SEIU's books and records are in order. Finally, we provide detailed membership figures, our list of locals and charter changes.

We look forward to your input as we build upon our record of success. Thank you again for your hard work and commitment.

In unity,

A handwritten signature in black ink, appearing to read 'M. P. Fishman', written in a cursive style.

Michael P. Fishman
International Secretary-Treasurer

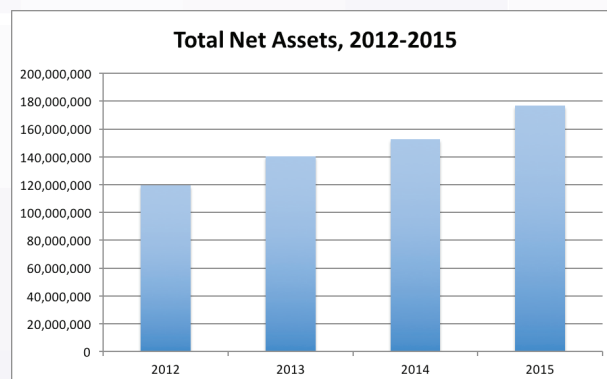
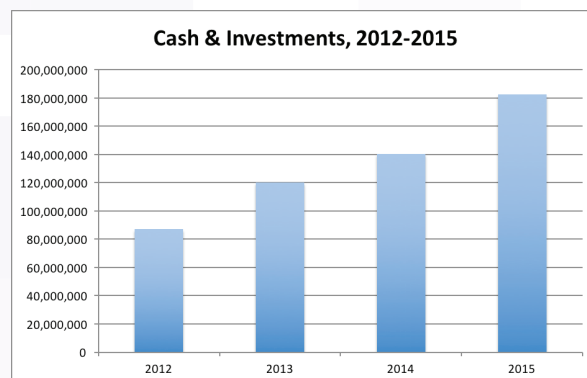
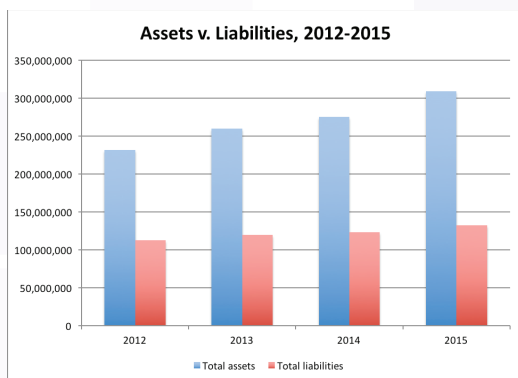
Overview of 2012 - 2016

Since our last report to you at our 2012 Convention, SEIU confronted the unparalleled crisis facing working families by strengthening our financial position, reducing unnecessary spending in many areas, reinvesting limited dues dollars for greater impact, and emerging from some of the toughest years in the financial markets with a much stronger cash position as well as significant increases every single year in SEIU's total net assets, with liabilities staying at or below the inflation rate, which itself has been at historic lows.

Despite the tremendous progress we have made over the past four years, our members and communities continue to face serious challenges that will require SEIU to redeploy assets, identify further efficiencies and prepare to step up in new ways. For example, in the United States, numerous hostile state legislatures, as well as anti-worker lawsuits backed by extremist billionaires, may deny workers the ability to join together. Puerto Rico has become ground zero for predatory investors seeking to take advantage of low-income retirees whose government lacks access to the normal avenues for restructuring debt. Canada's varying provincial policy norms pose challenges for all Canadian workers who wish to come together.

To be sure, no anti-worker court decisions, no predatory banker, no hostile legislators, will stop SEIU members from coming together to improve our workplaces and communities. We can see this in the Fight for \$15 movement, where hardworking people are winning real change for their families. SEIU is better positioned than ever to meet these challenges by modernizing our financial operations, reducing unnecessary expenses, increasing our reserves, decreasing liabilities, and improving our systems to better serve our members. Most important, we approach budgeting your dues with the highest moral imperative; the dues and assets you entrust to your International union should reflect our shared values.

Please review the attached financial statements and charts that provide details on how SEIU is positioned to serve you. The result of our members' sacrifices and hard work is that SEIU is in the strongest financial position in our history to provide all the resources necessary to win for working families.



SERVICE EMPLOYEES INTERNATIONAL UNION, CTW, CLC
CONSOLIDATED STATEMENT OF FINANCIAL POSITION
For the Period Ending: December 31, 2015, 2014, 2013 and 2012

	2012	2013	2014	2015
ASSETS				
Cash and cash equivalents	25,594,526	48,197,572	55,009,871	81,737,596
Investments	61,656,649	71,933,144	85,376,659	100,888,705
Per capita tax receivable	36,202,878	27,429,802	24,698,921	22,203,293
Loans receivable	19,833,641	23,425,399	21,687,152	15,049,219
Accounts receivable	7,321,036	4,776,326	5,559,353	4,082,159
Contributions receivable		2,000,000	1,065,792	85,966
Interest and dividends receivable	317,691	347,049	348,047	485,721
Due from broker for securities sold		201,913	757,464	1,685
Note receivable		300,000	300,000	0
Deferred rental income		584,055	370,649	153,445
Deferred leasing costs - net			273,709	1,483,201
Prepaid expenses, deposits and deferred exp	891,116	754,287	380,371	2,257,796
Property, equipment and improvements, net	80,181,422	79,944,471	79,798,602	80,818,810
Total assets	231,998,960	259,894,017	275,626,590	309,247,597
LIABILITIES				
Accounts payable	14,153,148	19,132,383	17,171,099	19,175,358
Accrued salaries and vacation	3,925,932	3,857,444	4,156,513	4,149,537
Due to broker for securities purchased	0	669,414	899,601	11,013
Deferred assessments	117,961	12,653,249	15,727,300	26,745,121
Notes payable	73,133,664	70,980,962	68,697,759	66,276,144
Interest rate swap liability	21,114,550	12,258,955	16,453,332	15,802,115
Total liabilities	112,445,255	119,552,407	123,105,604	132,159,288
NET ASSETS				
Unrestricted	115,243,677	132,772,732	146,590,936	170,395,615
Temporarily restricted	4,310,027	7,568,879	5,930,049	6,692,694
Total net assets	119,553,704	140,341,611	152,520,985	177,088,309
Total liabilities and net assets	231,998,960	259,894,017	275,626,590	309,247,597

SERVICE EMPLOYEES INTERNATIONAL UNION, CTW, CLC

CONSOLIDATED STATEMENT OF ACTIVITIES

For the Period Ending: December 31, 2015, 2014, 2013 and 2012

	2012	2013	2014	2015
REVENUE				
Per capita tax, net	259,753,609	261,085,573	249,788,276	248,728,296
Contributions	40,258,960	17,475,964	25,256,058	25,172,805
Interest and dividends	1,902,603	1,647,851	2,178,644	2,752,436
Other Income	13,137,011	(640,664)	6,320,579	6,092,238
Net appreciation on investments	1,382,858	563,146	1,324,160	(2,040,717)
Gain (loss) on interest rate swap agreement	369,098	8,855,595	(4,194,377)	651,217
TOTAL REVENUE	316,804,139	288,987,465	280,673,340	281,356,275

EXPENSES

Employment costs				
Salaries	58,709,039	53,828,594	55,102,961	53,177,436
Benefits	25,807,737	24,141,611	24,762,674	24,036,949
Travel and reimbursed expenses	16,946,508	12,771,211	13,990,571	12,877,678
Total employment costs	101,463,284	90,741,416	93,856,206	90,092,063
Professional fees	37,786,290	27,533,823	28,898,536	33,189,847
Non-employee generated expenses	5,932,199	3,800,661	4,734,391	6,813,785
Administrative expenses				
Rent, utilities and building maintenance	4,329,784	3,986,313	3,866,444	3,743,962
Finance & other administrative expenses	13,676,507	23,948,801	10,446,792	11,021,261
Computer related expense	1,130,388	900,787	972,636	485,955
Telephone service & supplies	729,722	913,861	640,080	391,293
Printing	882,881	574,054	217,261	427,819
Postage	432,392	181,445	186,046	407,575
Total administrative expenses	21,181,674	30,505,261	16,329,259	16,477,865

CONSOLIDATED STATEMENT OF ACTIVITIES For the Period Ending: December 31, 2015, 2014, 2013 and 2012

	2012	2013	2014	2015
Other expenses				
Contributions	40,245,499	25,040,089	27,674,342	13,546,752
Subsidies and withdrawals	65,303,157	54,734,445	60,489,163	53,864,027
Communications and media	26,998,720	6,606,869	9,592,717	8,249,135
Political program expense	11,093,189	9,393,033	12,342,863	18,320,750
Convention, conferences and meetings	9,389,430	5,555,843	4,796,157	6,983,973
Affiliation payments	6,422,501	7,029,874	6,530,356	6,431,297
Early retirement offer	0	4,434,000	70,400	0
Other union expense	1,879,808	451,426	822,258	365,737
Depreciation	2,332,288	2,372,818	2,357,318	2,453,720
Total Other Expenses	163,664,591	115,618,397	124,675,574	110,215,391
TOTAL EXPENSES	330,028,039	268,199,558	268,493,965	256,788,951
CHANGE IN NET ASSETS	(13,223,900)	20,787,907	12,179,374	24,567,324
NET ASSETS AT BEGINNING OF YEAR	132,777,604	119,553,704	140,341,611	152,520,985
NET ASSETS AT END OF YEAR	119,553,704	140,341,611	152,520,985	177,088,309

Report of the Service Employees International Union Board of Auditors

May 12, 2016


The Board of Auditors of the Service Employees International Union met on Thursday, May 12, 2016 at noon Eastern Daylight Saving time, along with the independent auditors, Bond Beebe Accountants & Advisors, to review SEIU's audited Consolidated Financial Statements for the year ended December 31, 2015.

We, the undersigned members of the SEIU Board of Auditors, herewith certify that we have reviewed and unanimously accept the report provided by the independent auditors and have found these financial statements to be in order. We acknowledge that the auditors have submitted an unmodified opinion, indicating SEIU is in accordance with accounting requirements and the financial statements give a true and fair view of the organization's financial health.


Respectfully submitted,



Faith Culbreath



Kevin Doyle



Patrick Gantt



Myra Glassman




Vince Pesha



Milly Silva



Lillian Taiz



Sue Weinstein

SEIU Local Membership Averages by Division

12-Month Average as of 12/31/15

Local ID	Local Name	ST	Division	Division 2	Total 2015 for Conv
L01199NY	1199SEIU United Healthcare Workers East	NY	HLTH		267,481
L02015	SEIU Local 2015	CA	HLTH		184,134
L02005	SEIU United Healthcare Workers West	CA	HLTH		93,129
LHCII	SEIU Local Healthcare IL-IN	IL	HLTH	PUB	60,680
L00775	SEIU Healthcare Local 775NW	WA	HLTH	PUB	37,594
L01199WO	SEIU/District 1199	OH	HLTH		24,067
L01199NE	District 1199	CT	HLTH		23,215
L01199P	SEIU Healthcare Pennsylvania	PA	HLTH		21,326
L01199NW	SEIU Local 1199NW	WA	HLTH		19,105
L00113	SEIU Healthcare Minnesota	MN	HLTH		16,983
L01199UGT	Union General de Trabajadores	PR	HLTH		13,570
L01957	SEIU Local 1957	NY	HLTH		10,857
LMIHU	SEIU Healthcare Michigan	MI	HLTH		10,683
L00049	SEIU Local 49	OR	HLTH		8,176
L01107	Nevada Service Employees Union	NV	HLTH	PUB	7,942
L00121RN	SEIU Nurse Alliance-SO CA Local 121RN	CA	HLTH		6,944
L00010MD	Doctors Council SEIU	NY	HLTH		3,213
LHCWI	SEIU Healthcare Wisconsin	WI	HLTH		3,193
L01991	SEIU Local 1991	FL	HLTH		3,114
L00722	Hospital Professional Technical	DC	HLTH		2,703
L00199	SEIU Local 199	IA	HLTH		1,620
Total Healthcare					819,727
L00032BJ	SEIU Local 32BJ	NY	PROP		137,399
LUSWW	SEIU United Service Workers - West	CA	PROP		39,913

SEIU Local Membership Averages by Division 12-Month Average as of 12/31/15

Local ID	Local Name	ST	Division	Division 2	Total 2015 for Conv
L00001	SEIU Local 1	IL	PROP		39,557
LWU-CMW	Chicago and Midwest Regional Joint Board	IL	PROP		17,540
LWU-WEST	Western States Regional Joint Board	CA	PROP		7,886
LWU-SOUTH	Southern Regional Joint Board	GA	PROP		7,219
LWU-LDFS	Laundry, Distribution and Food Services JB	NJ	PROP		6,993
LWU-NYNJ	NY-NJ Regional Joint Board	NY	PROP		6,751
L00105	SEIU Local 105	CO	PROP		6,709
L00026	SEIU Local 26	MN	PROP		6,021
LWU-50	Local 50, Workers United Conference	CA	PROP		5,514
L00006	SEIU Local 6	WA	PROP		4,719
LWU-PA	Pennsylvania Joint Board	PA	PROP		4,642
LWU-MATL	Mid-Atlantic Regional Joint Board, Workers United	MD	PROP		4,561
LWU-RR	Rochester Regional Joint Board	NY	PROP		3,932
L00087	SEIU Local 87	CA	PROP		3,125
LWU-PHILA	Philadelphia Joint Board	PA	PROP		2,388
L00252	SEIU Local 252	PA	PROP		2,035
L00280	Pari-Mutual Employees Guild Local 280	CA	PROP		1,356
LWU-NYM	New York Metropolitan Area Joint Board	NY	PROP		1,260
LWU-SW	Southwest Regional Joint Board	TX	PROP		1,210
L02007	SEIU Local 2007	CA	PROP		1,209
L00003FO	SEIU F&O Local 3	MA	PROP		975
L00541	SEIU Racetrack Employees Union	KY	PROP		672
L00177	Special Officers & Guards Union	NY	PROP		578
L00188	Public Events Employees Union	PA	PROP		556
L00560	SEIU Local 560	NH	PROP		544

SEIU Local Membership Averages by Division 12-Month Average as of 12/31/15

Local ID	Local Name	ST	Division	Division 2	Total 2015 for Conv
L00176	Licensed Ushers & Ticket Takers	NY	PROP		499
L00056FO	SEIU F&O Local 56	NY	PROP		300
L00612	Brotherhood of Univ Employees	PA	PROP		286
L00265	Cemetary Workers & Greens Attendants	CA	PROP		240
L00152	SEIU Local 152	WI	PROP		191
L00008FO	SEIU F&O Local 8	IL	PROP		179
L00276	New York State Race Track Employees Union	NY	PROP		148
L00334	SEIU Local 334	RI	PROP		140
L00211	SEIU Local 211	MA	PROP		134
L00200FO	SEIU F&O Local 200	OH	PROP		106
L00777FO	Cleveland Municipal School District	OH	PROP		80
L00034 Z	Metal Engravers	IL	PROP		53
L00553	West Virginia Union of Mutual Clerks	WV	PROP		35
L00051	SEIU Local 51	NY	PROP		35
L00016	Window Cleaners Union	PA	PROP		22
L00101	Racetrack Emploess Local 101	OH	PROP		13
Total Property Services					317,724
L01000	SEIU Local 1000 UCSW	CA	PUB		90,747
L00721	SEIU Local 721	CA	PUB		87,265
L01021	SEIU Local 1021	CA	PUB		56,013
L00503	SEIU Local 503, OPEU	OR	PUB		46,364
L05000	National Assoc of Government Employees	MA	PUB		41,559
L00521	SEIU Local 521	CA	PUB		40,307
L02008	State Empl Assn of NC	NC	PUB		37,956
L00099	SEIU Local 99	CA	PUB		33,049

SEIU Local Membership Averages by Division 12-Month Average as of 12/31/15

Local ID	Local Name	ST	Division	Division 2	Total 2015 for Conv
L00073	SEIU Local 73	IL	PUB		27,314
L01948	SEIU Local 1948	WA	PUB		27,273
L04053	Public Employees Federation	NY	PUB		26,579
L00668	Pennsylvania Social Services Union	PA	PUB		19,489
L01983	California Faculty Association Local 1983	CA	PUB		18,131
L02001	Connecticut State Empl Assn	CT	PUB		16,935
L00509	SEIU Local 509	MA	PUB		15,512
L02579	CA State University Employees Union	CA	PUB		15,385
L00925	SEIU Local 925	WA	PUB		14,930
L01996	SEIU Local 1996, SPT	PR	PUB		11,273
L01989	Maine State Employees Assn	ME	PUB		11,187
L00200U	SEIU Local 200United	NY	PUB		10,454
L00500	SEIU Local 500	MD	PUB		10,174
L01984	State Employees Assn of NH Inc	NH	PUB		9,779
L00221	SEIU Local 221	CA	PUB		9,133
L00888	SEIU Local 888	MA	PUB		7,869
L00284	SEIU Local 284	MN	PUB		7,260
L00526M	MI Corrections Organization	MI	PUB		6,396
L00517M	Michigan Public Employees	MI	PUB		6,025
L00511	SEIU Local 511	CT	PUB		5,161
LFPSU	SEIU Florida Public Services Union	FL	PUB		4,326
L00205T	SEIU Local 205T	TN	PUB		3,634
L00620	SEIU Local 620	CA	PUB		3,553
L01876	Colorado Wins	CO	PUB		3,157
L00246	New York City Local 246	NY	PUB		2,164

SEIU Local Membership Averages by Division 12-Month Average as of 12/31/15

Local ID	Local Name	ST	Division	Division 2	Total 2015 for Conv
LTEXAS	SEIU Texas	TX	PUB		2,080
L00512	SEIU Virginia 512	VA	PUB		1,991
L00617	SEIU Local 617	NJ	PUB		1,578
L00598	New York State Court Officers Association	NY	PUB		1,499
L01973	SEIU Local 1973	CT	PUB		1,356
L01990	SEIU Local 1990	WY	PUB		1,230
L00444	Sanitation Officers Association	NY	PUB		1,099
L00400PG	SEIU Local 400PG	MD	PUB		1,058
L00226	SEIU Local 226	NE	PUB		1,030
L00021LA	SEIU Local 21LA	LA	PUB		980
L00300	Civil Service Forum Local 300	NY	PUB		899
L00506	Municipal Employees Union Independent	CT	PUB		891
L00580	RI Alliance of Social Services Employees	RI	PUB		830
L00513	SEIU Local 513	KS	PUB		821
L00015	SEIU Local 15	IL	PUB		521
L00175	SEIU Local 175	NJ	PUB		500
L00518	New Jersey State Motor Vehicle	NJ	PUB		495
L00621	Supervisors Local 621	NY	PUB		368
L00048	SEIU Arizona Local 48	AZ	PUB		336
L00704	SEIU Local 704, CSEA	NY	PUB		331
L00150	SEIU Local 150	WI	PUB		277
L00401	Employment Security-Alliance Local 401	RI	PUB		259
L00063	Public School Employees	MN	PUB		250
L00316	SEIU Local 316	IL	PUB		249
L00116	SEIU Local 116	IL	PUB		248

SEIU Local Membership Averages by Division 12-Month Average as of 12/31/15

Local ID	Local Name	ST	Division	Division 2	Total 2015 for Conv
L00098	SEIU Local 98	IL	PUB		194
L00180	La Crosse City Employees Union	WI	PUB		141
L00563	Union of Automotive Technicians	NJ	PUB		118
L00263	SEIU Local 263	MA	PUB		106
L00192B	Pittsburgh Municipal Employees Union	PA	PUB		89
L00138	Bldg Service Employees	IL	PUB		66
L00572	SEIU Local 572	MS	PUB		59
L00021	SEIU Local 21	WI	PUB		46
L00228	SEIU Building Service Employees	IA	PUB		45
L00168	SEIU Local 168	WI	PUB		21
Total Public Division					748,412
L000010N	SEIU Local 1.on	ON	CANADA		53,351
L00298	SEIU Local 298	PQ	CANADA		21,290
L00800	U.E.S. Section 800	PQ	CANADA		16,100
L000020N	SEIU Local 2.on	ON	CANADA		13,449
LWESTCA	SEIU Local SEIUWEST.ca		CANADA		12,481
LWU-ONT	Workers United Canada Council	ON	CANADA		7,203
LWU-PQ	Union des Travailleurs et Travailleuses Industriel	PQ	CANADA		2,600
L00592	SEIU Local 592	PQ	CANADA		515
LWU-1414	Local 1414 E, Workers United Conference	AB	CANADA		10
Total Canada					126,998
Total Membership					2,012,861

CHARTERS REVOKED (2012-2016 CONVENTION)

DATE	LOCAL/AFFILIATE	LOCATION
6/10/2013	Local 790	California
11/15/2014	HOPE, Local 123	Texas

LOCALS/AFFILIATES MERGED (2012-2016 CONVENTION)

DATE	LOCAL/AFFILIATE	LOCATION
4/1/2013	Local 5 into SEIU Texas	Texas
4/1/2013	Healthcare Texas into SEIU Texas	Texas
4/1/2013	Local 1 (Houston Division only) into SEIU Texas	Texas
7/10/2013	Local 615 into Local 32BJ	Eastern United States
6/2/2015	ULTCW, Local 6434 into Local 2015	California
6/2/2015	UHW, Local 2005 (Long-Term Care Workers only - excluding Bruceville Terrace Workers) into Local 2015	California
6/2/2015	Local 521 (Long-Term Care Workers only) into Local 2015	California
10/7/2015	Local 518 into Local 32BJ	New Jersey
1/18/2016	Local 617 into Workers United Laundry, Distribution and Food Service Joint Board	New Jersey
3/9/2016	Workers United Western States Regional Joint Board (Locals 14Z, 74JT, 107, 188T and 1108T only) into Local 49	Oregon, Washington
3/9/2016	Workers United Chicago and Midwest Regional Joint Board (Nursing Home Workers only) into Healthcare Minnesota	Minnesota

TRUSTEESHIPS IN EFFECT (2012-2016 CONVENTION)

LOCAL/AFFILIATE	LOCATION	DATE IMPOSED	DATE LIFTED
700	California	4/10/2007	
535	California	2/29/2008	
616	California	2/29/2008	
707	California	2/29/2008	
790	California	4/14/2008	6/10/2013
SWU (2552)	New York	7/28/2010	7/28/2013
105	Colorado	7/23/2012	3/29/2014
1877	California	9/5/2012	12/31/2015
518	New Jersey	3/7/2014	10/7/2015
617	New Jersey	2/9/2015	
CUHW (4034), AFSCME/SEIU	California	6/2/2015	

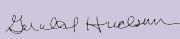
CHARTERS ISSUED (2012-2016 CONVENTION)

LOCAL/AFFILIATE	LOCATION	DATE
SEIU Texas	Texas	4/1/2013
Local 2015	California	6/2/2015




MARY KAY HENRY
International President


MICHAEL P. FISHMAN
International Secretary-Treasurer


GERRY HUDSON
Executive Vice President


EILEEN KIRLIN
Executive Vice President


VALARIE LONG
Executive Vice President


ROCÍO SÁENZ
Executive Vice President