SWIPE

iPhone

NEWS • REVIEWS • TIPS

APPS TO HELP PLAN A PARTY

+ NORDVPN | ARCADE | SIDECAR

SWIPE
iPhone mag
NEWS • REVIEWS • TIPS

Welcome

A note from the editor

Hello there Swipe readers!

Last issue we asked our writers to pool their top fifteen Apple Arcade games, and our latest **Feature** follows that with a wider look at the state of the subscription service a few weeks in. Just how good value is it, and does this all mean that Apple is finally embracing the gaming world?

But perhaps the bigger item this time is a **Reviews** roundup that picks the very best apps to help you throw a great party. With Halloween fast approaching, now's the perfect time to furnish your Home screen with these party bangers – though our recommendations are suitable for any time of year!

How-to is the place to be if you want to protect your browsing against hackers, snoopers, and ad-obsessed corporations. We also take a look at the latest iPadOS features and the return of Game Center.

Finally, don't forget to check out the **News** section for a whole lot of info on the reaction to the iPhone 11, the rumors for the next iPhone, and the release of macOS Catalina.

That's it for now – have a spooky Halloween and see you next time!

Tom Rolfe
Editor-in-Chief

Follow Tom

Meet the team

Mark White
Engineering Lead

Follow Mark

Jon Bonnick
Founder

Follow Jon

Contributors

Craig Grannell
Jon Mundy
Andy Price
Joe White

iOS, iPhone, iPad, AirPlay, AirPrint, iTunes, Safari, iCloud, iMessage, and any other trademark is a trademark of Apple inc., registered in the U.S. and other countries.

Screenshots are for illustrative purposes only and all prices are correct at the time of publishing

NEWS

The latest stories from the world of Apple



REVIEWS

Discover the best apps and games for iPhone



FEATURES

Opinion and analysis from our writing team

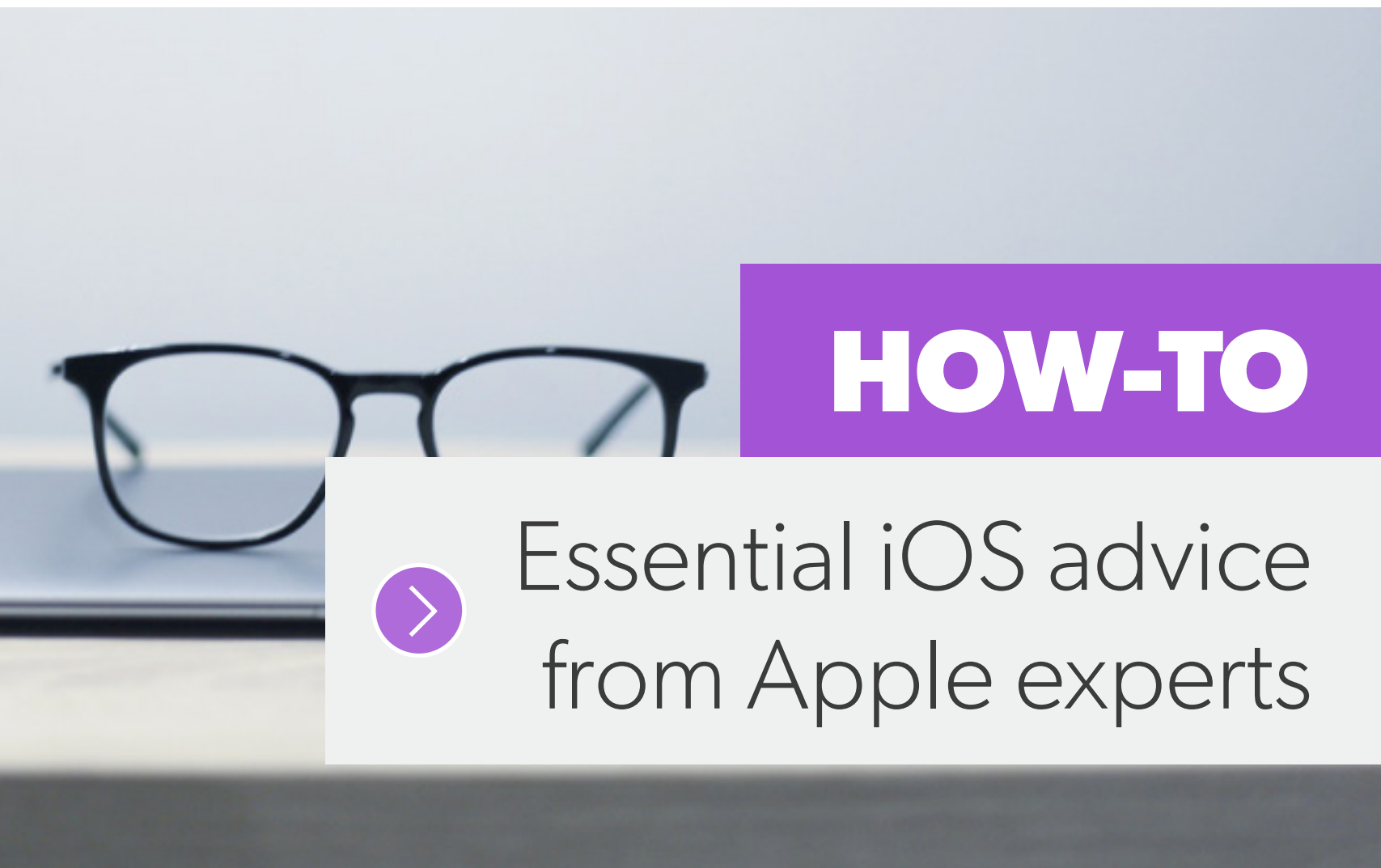

HOW-TO

Essential iOS advice from Apple experts

NEWS

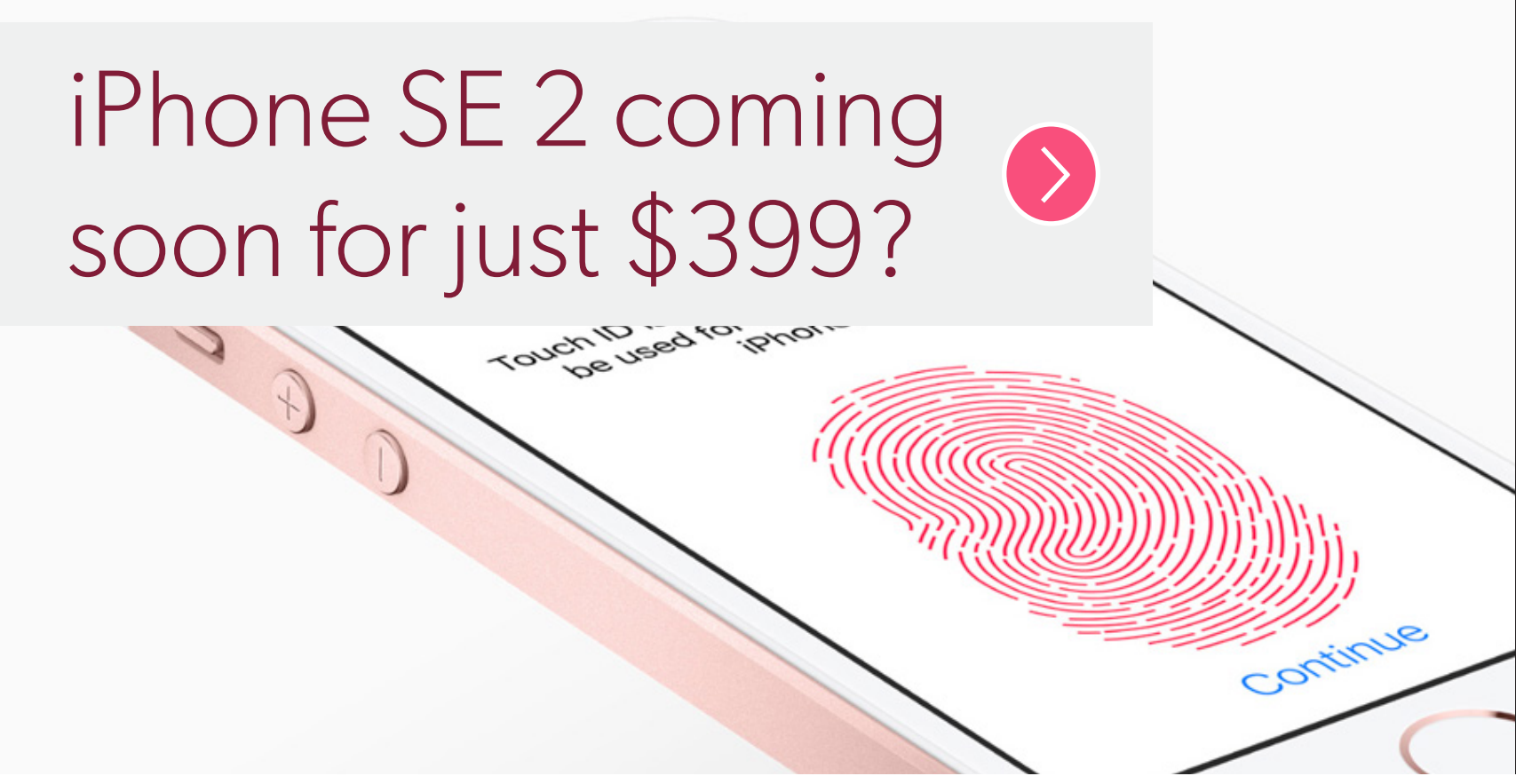

iPhone SE 2 coming soon for just $399?

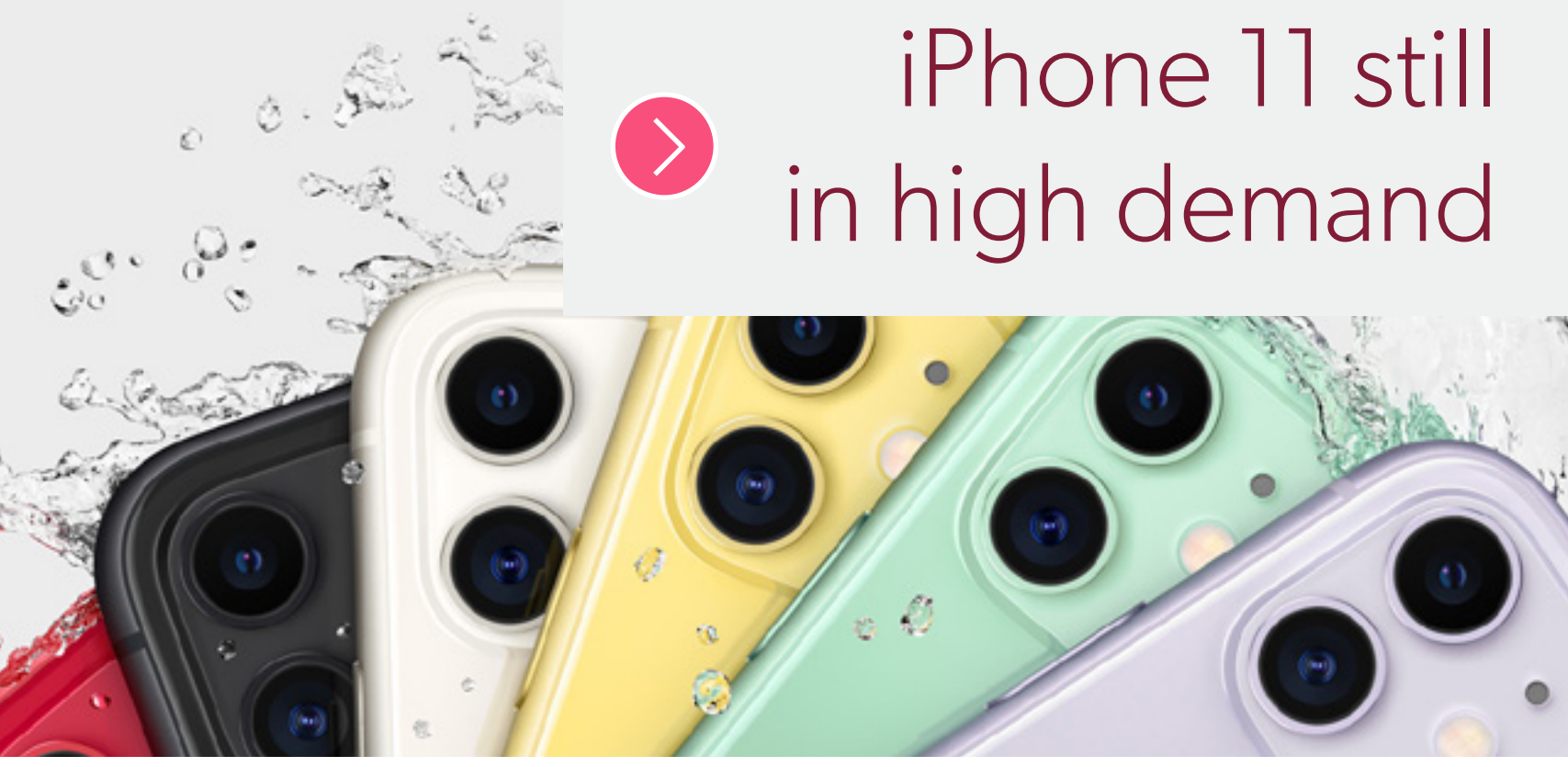

iPhone 11 still in high demand

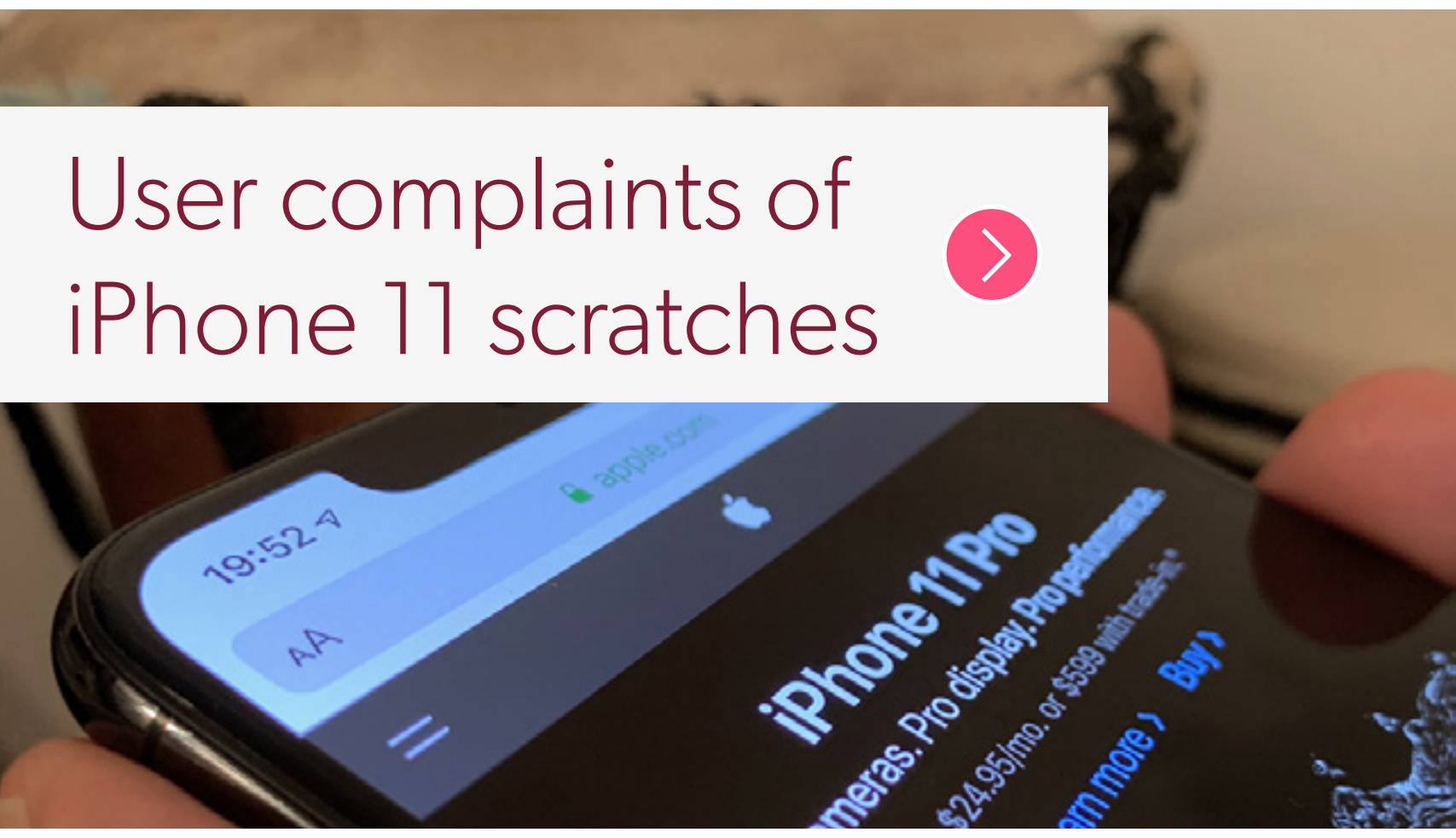

User complaints of iPhone 11 scratches

macOS Catalina now available

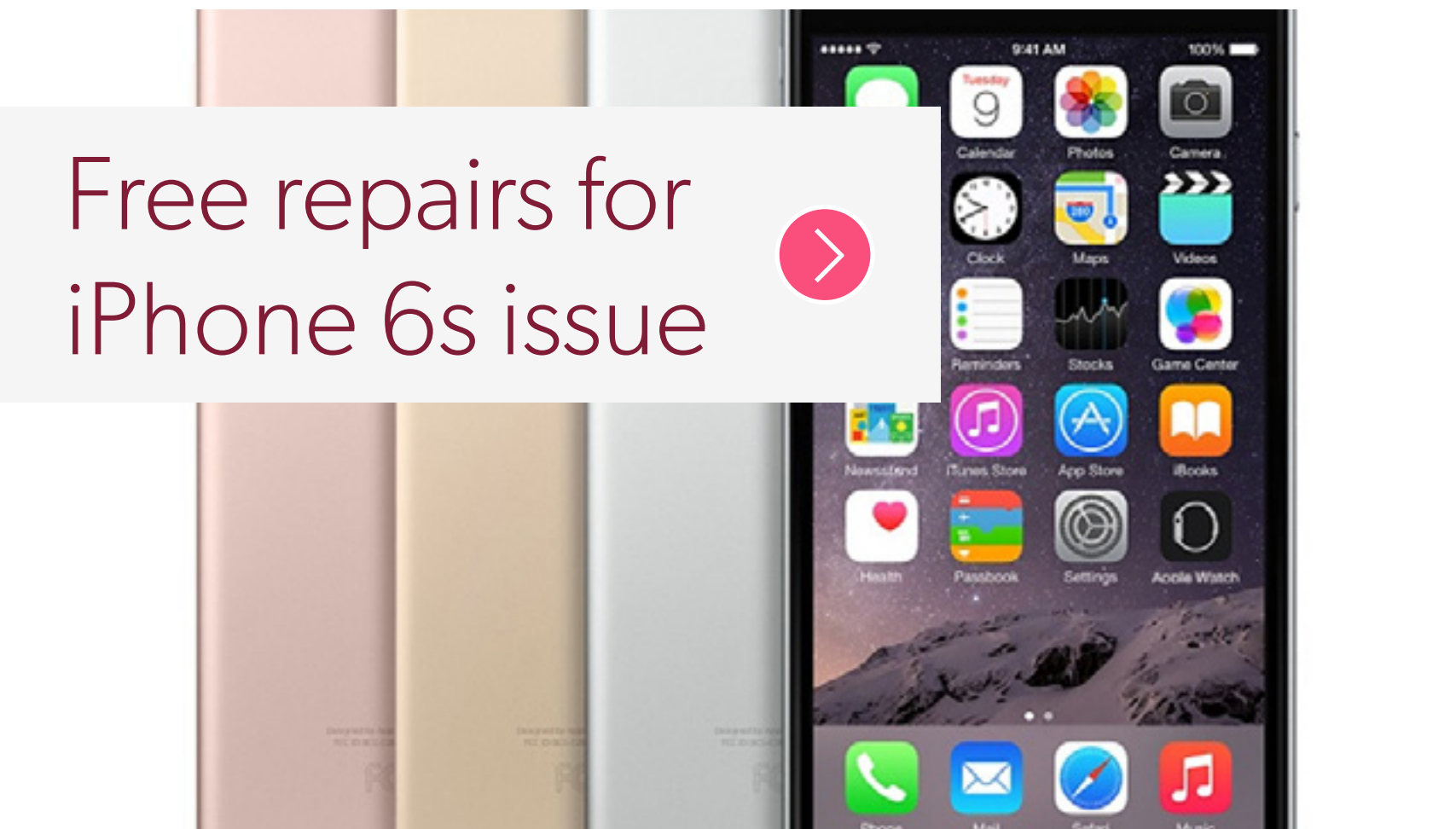

Free repairs for iPhone 6s issue

iPhone SE 2

New budget handset expected to cost just $399

We were big fans of the original iPhone SE when it launched in 2016, even going so far as to argue that it was the best phone for many people. Sadly that's not true anymore, with the SE feeling a little sluggish compared with the latest models and Apple no longer manufacturing it anyway.

But the most trusted Apple analyst around, **Ming-Chi Kuo**, thinks the SE will be back with a splash in the first half of 2020. His latest report gives us some juicy details on what exactly that might entail.

The original iPhone SE was based on the iPhone 5, utilizing the exact same 4-inch chassis to house some updated internals. It appealed to a great deal of iPhone users who weren't fans of the move to larger displays with the iPhone 6 range. Debuting for just $399, it was by far the cheapest iPhone on the market too. For anyone who wanted a small iPhone or a cheap iPhone, it was a no-brainer.

According to Kuo, Apple is planning to take a similar approach with the iPhone SE 2, cramming an older design with current-generation power. Specifically, we could be looking at a revamp of the iPhone 8 with Apple's latest and greatest A13 Bionic chip – all for just $399. That's the same amount of processing power as the iPhone 11 Pro for considerably less than half the price.

Kuo also believes the iPhone SE 2 will come with 3GB RAM, 64GB and 128GB storage configurations, and three colors: space gray, silver, and red.

Of course, the iPhone 8 design isn't quite as small as the iPhone 5, so those looking for a continuation of the 4-inch display may be disappointed. But in terms of value for money, this could really compete with low to mid-range devices from other manufacturers. And as it would be using an older design, which means anyone who isn't so keen on certain aspects of the X-series iPhones – like the notched screen or the lack of a Home button – can still pick up a snappy, modern iPhone.

It's overwhelmingly likely that iPhone SE 2 would continue to use Touch ID instead of Face ID, would drop 3D Touch and perhaps all haptic feedback, would have just the one rear-facing camera, and an LCD screen. All cutbacks that would help keep costs low, and all things that aren't all overly important for a great many people.

There have been vague rumors about an iPhone SE 2 for a couple years now, so take this report with a pinch of salt. But with Apple increasingly moving into services as a means of income, marketshare is going to be more important than ever to help get those services in as many hands as possible – and a powerful new budget handset would be a great way to go. ■

iPhone 11 Demand

Apple reportedly increases production after strong sales

iPhone 11 is the best value handset Apple has released in a long time, offering many of the same capabilities as the iPhone 11 Pro for a much lower price – and starting at $50 less than last year's "mid-range" option, iPhone XR, launched at.

This is one of the key factors behind a surge in demand for the newest iPhones – a demand that has **reportedly** encouraged Apple to increase production by 8 million units. That figure is a year-on-year increase over sales from 2018, with both the iPhone 11 and 11 Pro outselling last year's counterparts. However, the report claims a slight decrease in orders for the iPhone 11 Pro Max, Apple's most expensive handset, over its last-generation equivalent.

Overall, that's a big increase in demand despite a lack of new features or designs in the iPhone range. This year's models are broadly similar to last year's, with extra cameras and faster internals. Pricing the extremely capable iPhone 11 from $699 seems to have worked wonders for its desirability – despite previous models like the iPhone 8 and iPhone XR slashing their prices, it seems like the just-released 11 offers the best long-term value.

iPhone 11 Pro has sold well, too – clearly the new ultrawide camera is an important selling point for many consumers. You can see how we got on with the iPhone 11 Pro Max in the hands-on review from the previous issue. ■



iPhone 11 Display

User reports say it scratches too easily

iPhone 11 and iPhone 11 Pro have been selling surprisingly well since their launch last month, but as usual when a new device drops, we're starting to see some early complaints about wear and tear. Primary amongst those is a series of users **reporting** that the displays on their new devices are scratching much easier than their previous models.

Now, we've not seen first-hand evidence of this – every iPhone 11 in our office still looks pristine after a few weeks of use – but these reports certainly imply a trend. Apple improves the glass used in its devices each year, even going so far as to run a **striking ad campaign** showing off its durability, but with every change is an element of compromise.

Unfortunately, basic physics makes it difficult to create a display that's completely shatter-resistant and scratch-resistant – the two concepts are kind of at odds with one other. Toughen the glass to avoid blemishes and it becomes more brittle; soften the glass to avoid cracking and it becomes easier to scratch. It's all about finding the right balance for everyday use.

The iPhone 11 range has seemingly prioritized shatter-resistance over scratch-resistance, which as far as we're concerned is a good choice. It's much easier to avoid nicks and scratches, and they're less disastrous than a fully smashed screen if they do happen. Simply applying a basic screen protector works wonders, and barely affects the look of the device – unlike the kind of chunky case you'd need to lower the chances of the display shattering.

So our advice is simply to pick up a **screen protector** for a few bucks for peace of mind. ■

macOS Catalina

Latest version of Apple's operating system released

Apple's yearly software update for the Mac is now live, meaning anyone who owns a MacBook, iMac, or any other type of Macintosh computer can take advantage of new features for free.

The latest operating system is called macOS Catalina, following on from last year's Mojave release, and packs in a bunch of new features. You can find the full list of changes on **Apple's website**, but we're mostly concerned with the stuff that's relevant to iPhone and iPad users.

So, here's our take on the three most notable additions to macOS.

Goodbye iTunes

Perhaps the biggest change in Catalina is that Apple's famous iTunes app is no more. Instead, it has been broken up into three distinct apps for Music, TV, and Podcasts. Not only does this simplify navigation, but it better replicates the apps we're all familiar with from iOS, and will sync up with your mobile devices nicely.

(If you're used to manually connecting your iPhone or iPad to iTunes for backups or syncing files, you can now do that from a new Locations section in Finder.)

Hello Apple Arcade

Apple Arcade has been live for a few weeks now for iPhone and iPad users, offering dozens of premium games under a single $5/month subscription.

Now that service comes to the Mac, too, so you can make the most of this amazing games library no matter which device you favor. Xbox and PS4 controllers are compatible with Catalina, too, making the Mac feel like a proper gaming system.

Introducing Sidecar

This is an exciting one if you own both a Mac computer and an iPad tablet. Update both to the latest software and you can take advantage of a new feature called Sidecar that joins the two devices together.

That means you can use an iPad as a secondary display for your computer, or mirror what's on your iPad to the display on your Mac. You can also combine an iPad and Apple Pencil to create a wireless graphics tablet for your Mac.

Head over to the How-To section for a full rundown of how the feature works.

How to update

Generally speaking, models from 2012 and beyond are compatible with macOS Catalina, so you should be able to update if your computer is less than seven years old. However, note that some features such as Sidecar only work on relatively new models.

You'll need just over 8 GB of storage space free to download the update. To install it, simply open the App Store on your Mac and search for macOS Catalina.

It may take a long time to download the update, and the installation itself isn't quick either – so don't set it going unless you're happy to take a break from the computer for a while.

And though these updates are usually pretty seamless, if you have important documents on your Mac it's always worth backing them up somewhere before taking the plunge, just in case something goes wrong. ■

Broken iPhone 6s?

Apple may fix it for free

Apple has started up a new repair program to focus on a specific issue that's been cropping up in the iPhone 6s and 6s Plus.

If you have one of those devices and it's no longer powering on properly, you could be in the running for a free repair.

Those iPhone models have been discontinued for a little while now, but a great many people still use them. If you still have one and thought it had breathed its final breath, you might be in luck – though it depends on the exact reason for the breakage.

Apple is offering free repairs for iPhones hit with a specific component failure – and there a few other regional limitations, too.

Luckily, it's pretty easy to find out if you're eligible. Simply visit **Apple's service program website** and submit your device's serial number, or speak to **Apple Support** directly. ■

REVIEWS

ROUNDUP

Apps for planning a flawless party

APPS & GAMES

Cake Web Browser

Mobile-first *Safari* alternative

Mojo Stories Editor

Video maker for *Instagram*

Human: Fall Flat

A silly physics adventure

Ghost Detector

Detect spirits this Halloween

PLUS

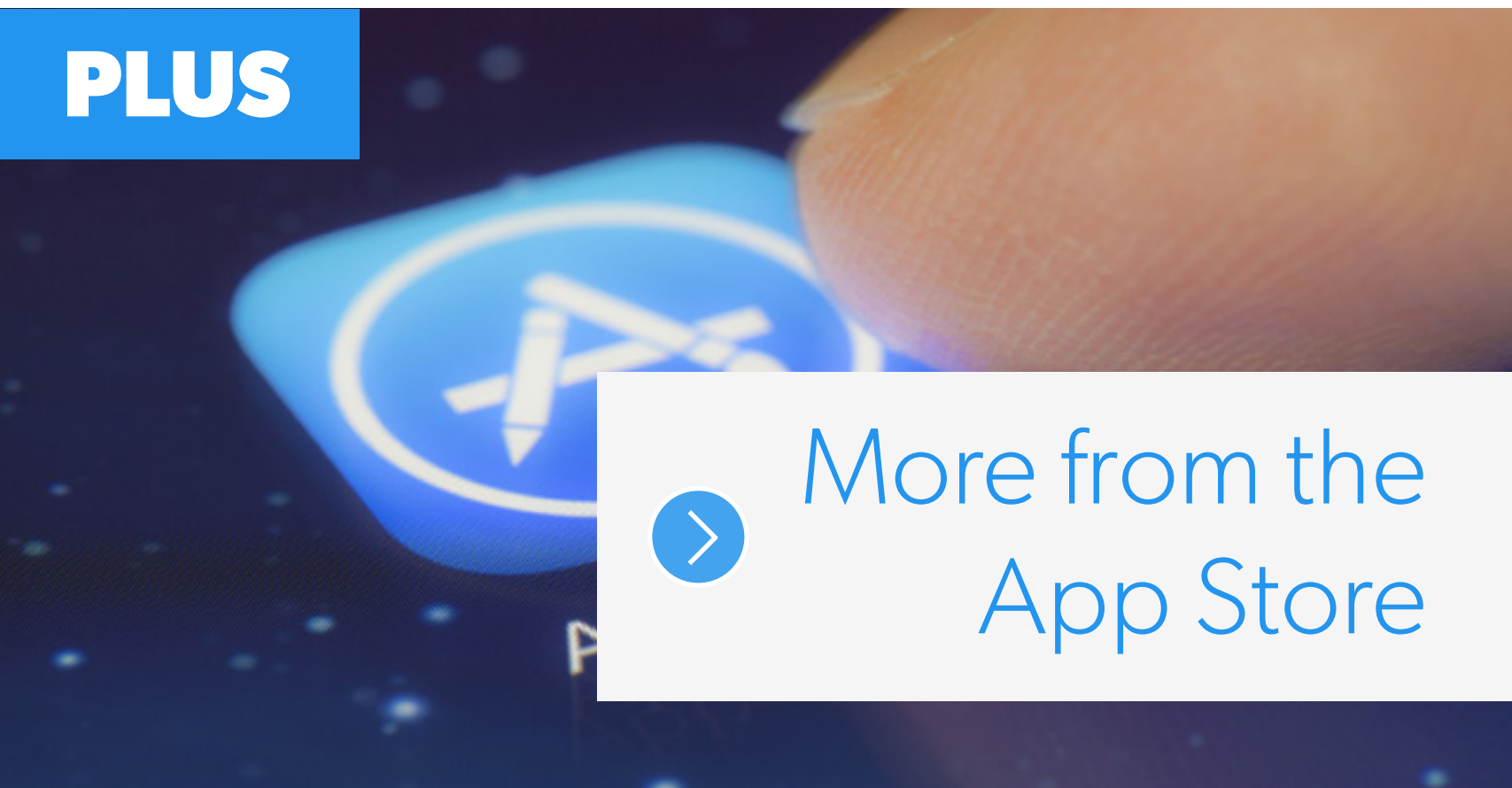

More from the App Store

Party Planning

Make sure your party goes with a bang using these great apps

Whether you've someone's birthday coming up, or are blazing headlong into a major holiday, it pays to plan. After all, you don't want to arrive at the big day, and realize that all you have for the celebrations is an out-of-date bag of popcorn and a solitary paper hat.

Fortunately, your iPhone or iPad can help smooth things along. There are apps for being inspired, managing plans, and even keeping guests entertained while the party's in full swing. The selection below includes some of our favorites – so make sure you invite them all to your Home screen right now!

Get ideas down with…

MINDNODE

PRICE: $15/$15
SIZE: 65.9 MB **VERSION:** 6.1.1

If you're planning a get-together with a few friends, you might be fine with a quick checklist – grab some food; get some drinks in; ensure your Apple Music playlist isn't too embarrassing. That kind of thing. But for bigger and grander parties, it pays to think a bit more and drill down into the finer details. MindNode can be a great way of doing that, through mind-maps that can let your thoughts expand freely.



You start things off with a hierarchical bullet-point list that includes the basics. On a tap, this explodes into a fully formed mind map you can manipulate and edit. MindNode's flexibility bends the app to your will. You can go freeform, or automatically tidy your diagram. Adding images, icons, and new colors is a breeze. And it's even possible to include to-dos, if you want to keep all your planning within MindNode itself.

MINDNODE

Stash inspiration with…

MAGPIE

PRICE: $8/£8 (or $1/£1 per month)
SIZE: 82.8 MB **VERSION:** 1.5

Checklists and notes are all very well, but for the more visually inclined, photos and screenshots are often a better way to store inspired moments to pick through later. Arguably, Magpie is the best way of keeping such things on your iPhone.

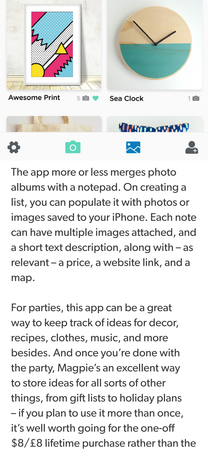

The app more or less merges photo albums with a notepad. On creating a list, you can populate it with photos or images saved to your iPhone. Each note can have multiple images attached, and a short text description, along with – as relevant – a price, a website link, and a map.

For parties, this app can be a great way to keep track of ideas for decor, recipes, clothes, music, and more besides. And once you're done with the party, Magpie's an excellent way to store ideas for all sorts of other things, from gift lists to holiday plans – if you plan to use it more than once, it's well worth going for the one-off $8/£8 lifetime purchase rather than the monthly subscription.

MAGPIE

Make to-dos lists with…

WUNDERLIST

PRICE: FREE
SIZE: 101 MB **VERSION:** 3.4.18

Some time ago, Microsoft bought Wunderlist, and has been threatening to shutter it ever since. The problem for Microsoft is the company hasn't yet been able to bring across all of Wunderlist's functionality into its own to-do app – and there are also currently millions of happy Wunderlist users Microsoft probably doesn't want to annoy.

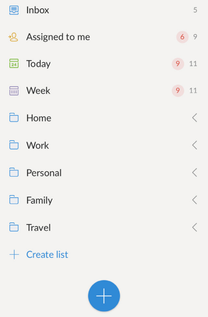

When you start using Wunderlist, it looks like a fairly straightforward to-do app that's not a million miles away from Apple's Reminders. But dig deeper and you soon discover that it's closer in nature to a full-on task manager. You can create items with sub-tasks, attachments, and comments. If you're planning with others, tasks can be assigned; and because Wunderlist is free, there's no additional outlay. Due dates and reminders further help keep things on track.

Wunderlist's long-term future may be in doubt, but its effectiveness is not. Give it a go while it's still around!

WUNDERLIST

Prep your food with...

TASTY

PRICE: FREE
SIZE: 77.6 MB **VERSION:** 2.22.1

Assuming you're not just buying in a load of readymade food for a party, chances are you'll quickly hit problems. You'll want to be ambitious and show off a bit; but also, you'll invariably be in a hurry, and a combination of timescales and a lack of skills may prove to be your undoing. When armed with Tasty, you've at least a fighting chance of serving up dishes of delight.

82% WOULD MAKE AGAIN

Unicorn Cream Puffs

featured in **Magically Delicious Unicorn Desserts**

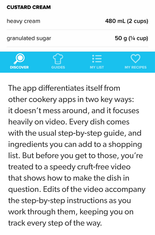

Ingredients
for 10 servings

CUSTARD CREAM

heavy cream	480 mL (2 cups)
granulated sugar	50 g (¼ cup)

BROWSE | SHARE | SHOP LIST | MY RECIPES

The app differentiates itself from other cookery apps in two key ways: it doesn't mess around, and it focuses heavily on video. Every dish comes with the usual step-by-step guide, and ingredients you can add to a shopping list. But before you get to those, you're treated to a speedy cruft-free video that shows how to make the dish in question. Edits of the video accompany the step-by-step instructions as you work through them, keeping you on track every step of the way.

TASTY

Mix some drinks with...

COCKTAIL FLOW

PRICE: FREE + IAP
SIZE: 124 MB **VERSION:** 3.3

If you've harbored ambitions to be Tom Cruise in classic 1980s movie Cocktail, this app will give you all of the skills. And by skills, we mean a bunch of recipes and preparation steps for making the best drinks in town. You're on your own regarding lobbing your cocktail shaker about. The app's subscription-based, although plenty of recipes are available entirely for free.

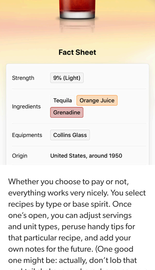

Fact Sheet

Strength	9% (Light)
Ingredients	Tequila, Orange Juice, Grenadine
Equipments	Collins Glass
Origin	United States, around 1950

Whether you choose to pay or not, everything works very nicely. You select recipes by type or base spirit. Once one's open, you can adjust servings and unit types, peruse handy tips for that particular recipe, and add your own notes for the future. (One good one might be: actually, don't lob that cocktail shaker anywhere, because your guests prefer drinking cocktails rather than wearing them.)

COCKTAIL FLOW

Play a game with...

HEADS UP!

PRICE: $1/£1 + IAP
SIZE: 162 MB **VERSION:** 3.9.27

Chances are your party will barrel along just fine with some good food, drink, and music. But you might also want to play a game. If you don't fancy breaking out a box of cards, grab your iPhone, and try Heads Up!

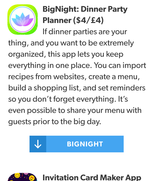

This one's a digital take on that well-known game where you hold a card to your forehead with something written on it, and try to guess what it is from clues provided by your friends. Only because this is on an iPhone, the game moves at pace, and you flick the phone down when you get an answer, or up to pass.

You might feel ridiculous holding your phone to your head, and somehow not realizing you 'are' Meryl Streep. Still, you can always simultaneously shoot a video of your laughing friends trying to give you clues, and share that online to get your own back. (Or perhaps that's not quite in the party spirit!)

HEADS UP!

Also consider...

BigNight: Dinner Party Planner ($4/£4)
If dinner parties are your thing, and you want to be extremely organized, this app lets you keep everything in one place. You can import recipes from websites, create a menu, build a shopping list, and set reminders so you don't forget everything. It's even possible to share your menu with guests prior to the big day.

BIGNIGHT

Invitation Card Maker App (free)
This one does what its name suggests – although it's a bit rough on some modern iPhones, not fully taking into account the notch and Home indicator. Still, it's a solid, free, simple way to create invites with images and text you can subsequently share.

CARD MAKER APP

Plzcome (free)
These days, people communicate in many different ways, meaning you might end up juggling Facebook, WhatsApp, and other services. Plzcome is a free app for iOS and Android that attempts to wrench order from such chaos, enabling you to create and track invites. Friends don't need the app to respond either – although can join polls and chats if they do!

PLZCOME

djay (free +IAP)
For whatever reason, Apple keeps Apple Music oddly isolated from DJ apps. But if you have a Spotify Premium subscription (or a load of standard MP3s/AACs on your iPhone), fire up this app and you can set its automix to work, which seamlessly transitions between tracks. Alternatively, spin some virtual decks with your thumbs, should you feel the need to go all Fatboy Slim on your guests.

DJAY

REVIEW by JON MUNDY

CAKE WEB BROWSER

DEVELOPER: CAKE TECHNOLOGIES
PRICE: FREE
SIZE: 78.8 MB
VERSION: 5.0.4
PLATFORM: iPHONE & iPAD

A sweet alternative to *Safari*

Mobile browser apps like Safari and Chrome have gotten very good at translating the web browsing experience to a tiny screen. But they're still essentially rooted in the old desktop browsing era.

Cake is an app that sets out to rebuild mobile web browsing from the ground up. It's heavily focused on modern concerns like mobile navigation, privacy, and data security.

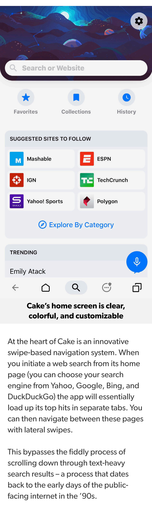

Cake's home screen is clear, colorful, and customizable

At the heart of Cake is an innovative swipe-based navigation system. When you initiate a web search from its home page (you can choose your search engine from Yahoo, Google, Bing, and DuckDuckGo) the app will essentially load up its top hits in separate tabs. You can then navigate between these pages with lateral swipes.

This bypasses the fiddly process of scrolling down through text-heavy search results – a process that dates back to the early days of the public-facing internet in the '90s.

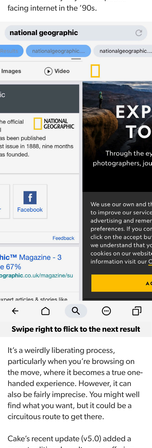

Swipe right to flick to the next result

It's a weirdly liberating process, particularly when you're browsing on the move, where it becomes a true one-handed experience. However, it can also be fairly imprecise. You might well find what you want, but it could be a circuitous route to get there.

Cake's recent update (v5.0) added a more traditional results page offering a list of results. This does dilute the purity of the Cake concept somewhat, and you might even see it as concending defeat to the old way of thinking.

But it also makes Cake a far more useful and flexible web browser. Especially when you factor in all of its other attributes.

The app looks great, for one thing, with chunky fonts and clear UI elements. The home screen offers clear and immediate links to essentials such as Favorites and History, as well as trending terms and suggested sites. It also gives you a handy Collections tab, which lets you bunch multiple web pages into themed folders.

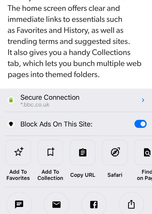

A lot of functionality is behind the 'more' button

Navigating web pages is a speedy and intuitive experience, though an awful lot of functionality here is stashed behind the 'more' button at the bottom. You'll need to press this to gain access to sharing buttons, favorite options, and the ability to unblock ads for the site among others.

Speaking of which, Cake also goes big on privacy. Its ad blocker is turned on by default, and you can set the app to require authentication before it even allows you to use it.

Private tabs can be auto-closed when you close the app

There's a Private browsing mode, and we particularly liked the quick and intuitive ability to shut down any private tabs after three minutes of the app being closed.

Cake's creative rethink of mobile web browsing norms might not tear you away from Safari and Chrome, but it is a genuinely appealing alternative if you're fed up of funneling all your web traffic through the usual suspects. ■

VERDICT

A fresh way to browse the web on mobile

THE GOOD

Fluid swipe-based navigation
Neat privacy options
Decent customisation

THE BAD

Core system fairly imprecise
Overloaded 'more' button

4.0 ★★★★☆

DOWNLOAD

REVIEW by TOM ROLFE

MOJO STORIES EDITOR

DEVELOPER: ARCHERY INC.
PRICE: FREE (+IAP)
SIZE: 19.2 MB
VERSION: 1.27.1
PLATFORM: iPHONE & iPAD

Create professional-looking story videos for social media

Mojo is a video editor that makes professional-looking animated content for use in social media – "stories," fleeting full-screen posts that are deleted after 24 hours. Stories are probably best known from Instagram, but you'll find the same kind of thing on Facebook, Snapchat, and others.

Stories are designed as a way to show your friends and followers what you're up to, without cluttering your main feed. They're great for topical content and throwaway messages, and are increasingly used as promotional tools. Instagram even pops up "sponsored" posts (read: ads) between your friends' stories.

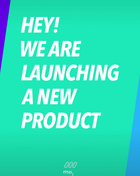

A text-based video story

Which is why it's no surprise that Mojo is heavily geared towards business users. Almost every type of business is catered for here: whether you run a restaurant, an online store, or even a blog, there are plenty of templates to experiment with. Mojo can very quickly turn even a single image and a few words into something you might pay a motion designer a pretty penny to knock up.

There are a bunch of themed templates to explore, from those designed for documenting fashion shoots to tech-orientated fare that displays your video on an iPhone screen. The templates are easy to customize with your own content, and the range of text effects, color palettes, and backgrounds is great – and a cut above similar apps we've played around with. Mojo makes it actively difficult to produce something that looks bad.

Templates

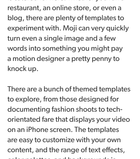

There are more than 100 templates

The quality is pretty consistent, too. Overall the animations are slick and the minimal graphics are tasteful, if a little on the corporate side. But therein lies the problem for most people: everything looks like an ad. It's almost too professional, losing the rough-edges charm of DIY Instagram stories.

That said, a handful of effects – such as those in the Mirror, Video, and Classic sections – are well tailored to use by individuals looking to spruce up their stories. These are some of the very few that are suitable for standalone posts, without a call to action or reference to a wider business. Anyone who routinely makes text posts to their social media stories, or likes to share inspirational quotes, will find a lot to like here.



Some of the editing tools in Mojo

You get a reasonable chunk of content entirely free, though the majority of templates are locked behind IAP – and annoyingly there's no way to filter for just the free ones. But if you're a light user of the app and can handle a small "made with Mojo" watermark there's no real need to upgrade.

If you do run a business, though, $20/£20 per year isn't a big outlay for the extra functionality offered with a Pro subscription. For that price, you unlock the full range of templates, all text styles, and the ability to design for square and landscape formats in addition to portrait. You can also further customize the output with your own fonts and logos.

- monthly: £4.99
- 12 months: £19.99 — 90% OFF

Continue

Mojo Pro: expensive for an individual, but cheap for a business

So our recommendation really depends on what you want out of an app like this. We think it's of most use to self-employed people running small-scale ventures. Mojo can help you make great-looking content to promote your business with very little outlay of time or money. And really, almost anyone who posts regular content to social networks could find something to enjoy here, and it's a free download – so why not experiment? ■

VERDICT

A slick content maker

THE GOOD

Easy and quick to use
Over 100 good-looking templates
A bargain for small businesses

THE BAD

Most content gated behind IAP
All feels a bit too corporate

4.0 ★★★★☆

DOWNLOAD

REVIEW by JOE WHITE

HUMAN: FALL FLAT

DEVELOPER: 505 GAMES
PRICE: $5/£5
SIZE: 961 MB
VERSION: 1.0.2
PLATFORM: IPHONE & IPAD

Does a wobbly human in a surreal world make for a fun physics game?

Human Fall Flat, a game that's enjoyed a lot of success on other platforms, has made the jump to iOS. But in the age of Apple Arcade (and everything the service has to offer), is this $5 title worth your cash or does it indeed fall flat?

In Human Fall Flat, players take control of a wobbly humanoid who lands face-down in a surreal world in the sky. The aim is to get from the start of the level to the end – but doing so isn't simple. There are items to interact with, including objects to push, pull, and jump over. To reach the next area in Human Fall Flat, you'll need to think carefully and make smart moves to reveal a path to your exit.

Interact with your surroundings

The physics spin in Human Fall Flat comes from the fact that these objects are movable, and one object will interact with another. It also comes from your ability to control both hands of your small, faceless humanoid – something which is really satisfying (if a little difficult) to do. Controls in the bottom-right of the screen let you grab onto objects, push buttons, and drag items. A virtual joy stick on the left lets you move your character, and there's also a jump button thrown in for good measure.

These controls are difficult to master – you'll more often than not find your faceless character stumble off the edge of the map, or miss its target and land somewhere else. All of this is complicated further by the character's unstable gait: it staggers instead of walks, and hurls itself forward instead of jumps. Some players might find this entertaining, while others may become frustrated at the seeming lack of precision – but make no mistake, the physics and controls are shonky on purpose. It's a whole thing.

Even grabbing a lever can be challenging

What's nice is that you don't need to unlock the game's different areas one at a time. Instead, you can choose to explore regions like Aztec, Castle, or Power Plant, and your character will hurtle down from the sky at the start of that area's first level.

A multiplayer mode also lets gamers join forces in teams of up to four people. You can either work together on challenging areas or engage in all-out carnage, although the experience can be spoiled slightly by lag which seems to crop up even with a strong Internet connection.



Online multiplayer

Finally, there's the option to customize your character – something you may indeed want to do, since the default appearance is a little creepy. There are presets like skeletons and animals, or you can work through and change the appearance of each part of your character one area at a time.

Character customization

The question of whether this game is right for you is difficult to answer. Unfortunately, there's no option to try Human Fall Flat before you buy, and the cost of $5/£5 is a relatively big outlay – the same as a whole month's Arcade subscription. If you enjoy puzzles and have a thing for wacky physics games, Human Fall Flat could be perfect. On the other hand, some players will find this title just a little too quirky. ■

VERDICT

A quirky playground of possibility

THE GOOD

Good physics-based gameplay
Endless possibilities
Fun customization

THE BAD

Challenging controls
Laggy multiplayer

4.0
★★★★☆

DOWNLOAD

REVIEW by ANDY PRICE

GHOST DETECTOR

DEVELOPER: JOSEPH PEADEN
PRICE: $1/£1
SIZE: 64.5 MB
VERSION: 1.0
PLATFORM: iPHONE & iPAD

Add a little silliness to your ghostly celebrations

You may think that the spookiest thing about Halloween is your uncle jack dressed up as a sexy kitten at that party you can't even remember inviting him to. But what's spookier is how quickly gimmicky apps can rise up the ranks in the App Store.

Wooooo...oooooo...oooooo!

So as we are not far out from the scariest day of the year (depending on when you read this) we decided to check Apple's app abattoir for something tediously Halloween related. Lo and behold, like the ghosts it claims to detect, one app jumped out – leaving us questioning what is even real anymore.

The app is aptly named Ghost Detector and it's somehow made it on to the App Store's top charts for paid apps. But let's clear this up straight away, it absolutely does not do what it says on the tin. This little piece of software that hopes to become a leading force in any amateur ghost hunter's arsenal of ghost hunting apparatus is pure silliness.

The radar doesn't do much...

Thankfully, though, it is silly and simple enough that it didn't take us more than 10 seconds to find we'd been woefully conned out of our precious 99 cents – and we didn't especially mind, either. Was anyone really expecting the dark secrets of the afterlife to be found on the App Store?

So how does it (not) work? On opening the app you're provided with 3 tools to help track down those pesky phantoms: *radar*, *thermal* and *touch*. Let's go deep.



Touch doesn't do much either...

So. If you tap the radar button you are presented with an animation of the kind of radar you'd see in a 1980s kids cartoon set under the sea. It's basic stuff – so basic in fact, that we couldn't spot one ghost using the radar.

On to the next tool – let's try touch. Opening up this mode presents you with an all-red screen that you can... touch. Pressing the screen reveals a fingerprint, fires a little pinging sound and vibrates your device a little. Neat... but we're not sure how this detects ghosts.

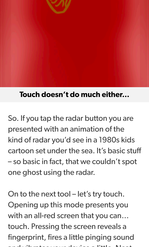

Wait... is that... is that a ghost? No. It's a dog... drat

Now on to thermal. Tapping this opens up your device's camera presenting you with a view of what's in front of you in a variety of bizarre colors. Now, this is the only one which prompted much excitement from us. The way the colors blend and meld provides a spooky multi-colored mash up of reality. We even started to think we might actually see a ghost, but more than that, there was a nervousness attached to the idea that a phantom might steadily come to view, or we'd turn a corner and see a big green figure turning away from us.

Sadly, we were unable to detect any ghosts while using this app despite trying to detect them in a house over 100 years old. Very disappointing.

Wait... is that... is that a ghost? No. It's a dog... drat

But of course, this is just a piece of silliness and proof of the wide variety of nonsense the App Store is still capable of throwing up. This is the kind of app that children will find fascinating at any time of year – while the app may never show anything ethereal, it's a reasonable piece of fun to crack out at a Halloween party. ■

VERDICT

Halloween silliness

THE GOOD

Cheap dumb fun

Could be used to prank kids

THE BAD

It barely, y'know, does anything

2.5

★★★½☆

DOWNLOAD



HIPSTAMATIC X

PRICE: FREE
SIZE: 314 MB **VERSION:** 1.2

Hipstamatic was one of the first hot photo filter apps on the App Store, and to celebrate 10 years in the game it's launched this new effort. Hipstamatic X is a tribute to the analogue film era, presenting a range of classic camera filters for you to tinker with. From the charming intro that plays out like a classic video game tutorial to the lovingly distinct camera skins, it's clear that this is an app with genuine pedigree. There's a subscription to unlock everything, but you get a decent amount for free. ■

DOWNLOAD

KRYSTOPIA

PRICE: FREE ($3/$3 for full game)
SIZE: 502 MB **VERSION:** 1.2

We're getting major *The Room* vibes from Krystopia: A Puzzle Journey, with perhaps a pinch of *The Witness* stirred in for good measure. That can only be a good thing. Like those games you're essentially panning around a 3D environment, interacting with chunky interconnected locked-box puzzles. Where Krystopia really appears to differ, however, is in its bright, bold sci-fi setting and traditional narrative. You can play the first chapter for free, and unlock the rest if you like it. ■

DOWNLOAD

ASTRO GOLF

PRICE: FREE
SIZE: 45.5 MB **VERSION:** 1.2.1

There are hundreds of golf games on the App Store, but every now and again one of them is just unique enough to stand out. Astro Golf is the latest, a stunningly simple physics game about slinging golf balls around planets on a quest for an interplanetary hole-in-one. It's a super relaxing game that has you thinking one step ahead as you try to judge how best to use the gravitational pull of your neighboring planets to sink the shot. ■



DOWNLOAD



Apple Arcade by the numbers

Craig Grannell's played every Apple Arcade game – here are his thoughts in figures

by CRAIG GRANNELL

Apple Arcade surprised everyone. Apple's always felt like a company that got big in games despite itself, what with its puritanical stance on approvals, hamfisted approach to controllers, and allowing Game Center to gradually wither away to nothing.

But with Apple Arcade, the company has made a fresh start. Right out of the gate, it had a launch line up most other services would kill for, and new titles are regularly being added. It's brought joy back to mobile gaming, and also gives you the option to switch play to Apple TV for a big-screen experience – handy for more console-oriented titles.

Here are seven important sets of figures related to the service, which affect the games, how you play, and how much you'll pay.

0: ads and in-app purchases

Apple instigated a race to the bottom in app pricing, which left developers struggling. With one-off purchases of a buck, no companies could maintain app updates indefinitely. Hence why mobile gaming in particular became a cesspool of advertising and exploitative in-app purchases, 'encouraging' payments to remove the worst of this.

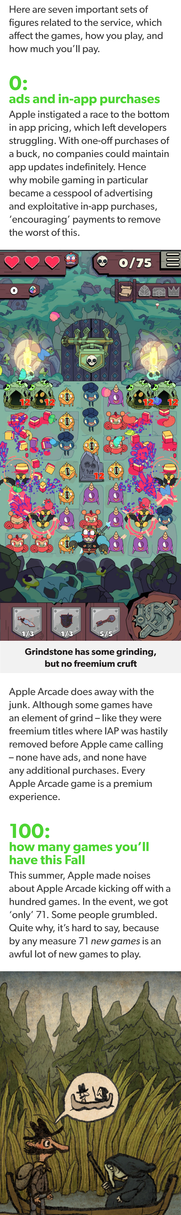

Grindstone has some grinding, but no freemium cruft

Apple Arcade does away with the junk. Although some games have an element of grind – like they were freemium titles where IAP was hastily removed before Apple came calling – none have ads, and none have any additional purchases. Every Apple Arcade game is a premium experience.

100: how many games you'll have this Fall

This summer, Apple made noises about Apple Arcade kicking off with a hundred games. In the event, we got 'only' 71. Some people grumbled. Quite why, it's hard to say, because by any measure 71 *new games* is an awful lot of new games to play.

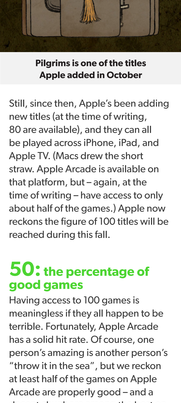

Pilgrims is one of the titles Apple added in October

Still, since then, Apple's been adding new titles (at the time of writing, 80 are available), and they can all be played across iPhone, iPad, and Apple TV. (Macs drew the short straw. Apple Arcade is available on that platform, but – again, at the time of writing – have access to only about half of the games.) Apple now reckons the figure of 100 titles will be reached during this fall.

50: the percentage of good games

Having access to 100 games is meaningless if they all happen to be terrible. Fortunately, Apple Arcade has a solid hit rate. Of course, one person's amazing is another person's "throw it in the sea", but we reckon at least half of the games on Apple Arcade are properly good – and a decent chunk are among the best on the platform.

Zooooooom! Super Impossible Road is one of our favorite iOS racers

It's also notable that very few games on the service are objectively bad. There is the odd stinker (and one or two buggy messes); but even most games that don't scream PLAY ME! at every hour still entertain for a short while.

15: how many puzzlers you get

Apple has its own special way of categorizing games that doesn't always make a lot of sense. (Also, it endearingly – or irritatingly – entirely avoids referring to certain genres, such as shoot 'em ups.)

Assemble with Care – one of the great puzzlers on Apple Arcade

On assigning games to more conventional genres, puzzle games and arcade titles are the most common currently on the service, at 15 and 13 games, respectively. Adventure, shoot 'em up, and strategy fans are also well catered for, with nine games apiece.

Probably don't delve into Apple Arcade if you're a big fan of word games, though – during the launch, there were only two, neither of which was up to much.

77: the GB you need if you download every game

Something that is extremely apparent with Apple Arcade is the millions Apple lobbed at developers. Most of these games – even the simple puzzlers – are a visual delight. But that also means they are hefty downloads, with many games being several GB in size.



Various Daylife is almost 4GB on its own

Totting up Apple's app size estimates, you'd need roughly 77 GB of free space to download every game on to your device – although that figure drops a bit with an iPhone, because smaller displays require smaller assets.

Fortunately, iCloud progress sync means if you've a smaller device, you can always delete a game you're part-way through, check out something new, and later return to an old favorite to pick up where you left off.

4/9/12: minimum age bands

There are three age bands for Apple Arcade games, and each title is recommended as being suitable for 4+, 9+, or 12+. Judgments appear to have been made due to a mix of complexity and content – although Apple Arcade broadly steers clear of overtly adult fare. (Some games have emotionally mature themes, but none have you drowning in gore or faced with gratuitous sexual content.)

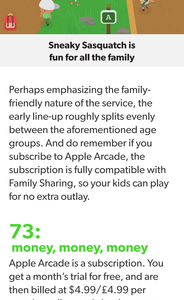

Sneaky Sasquatch is fun for all the family

Perhaps emphasizing the family-friendly nature of the service, the early line-up roughly splits evenly between the aforementioned age groups. And do remember if you subscribe to Apple Arcade, the subscription is fully compatible with Family Sharing, so your kids can play for no extra outlay.

73: money, money, money

Apple Arcade is a subscription. You get a month's trial for free, and are then billed at $4.99/£4.99 per month, until you ask Apple to stop. Should you end your subscription, you lose access to the games.

Sayonara Wild Hearts is $13 on Switch, or free with Apple Arcade

You might not be keen on this lack of permanence, but should perhaps be mindful of the value proposition. We looked through details of five Apple Arcade games available elsewhere: Pilgrims; Neo Cab; Jenny LeClue; Sayonara Wild Hearts; What the Golf?

To buy them all, you'd need to pay almost $73 ($72.95, to be precise), and that's across two different PC services (Steam and the Epic Games Store) and Nintendo Switch (for Sayonara Wild Hearts). For the same price – and with no need for extra hardware – you could get 14 months of Apple Arcade, which would also give you access to well over 70 additional titles during that period. Comparatively speaking, that seems like a bargain! ■

HOW-TO

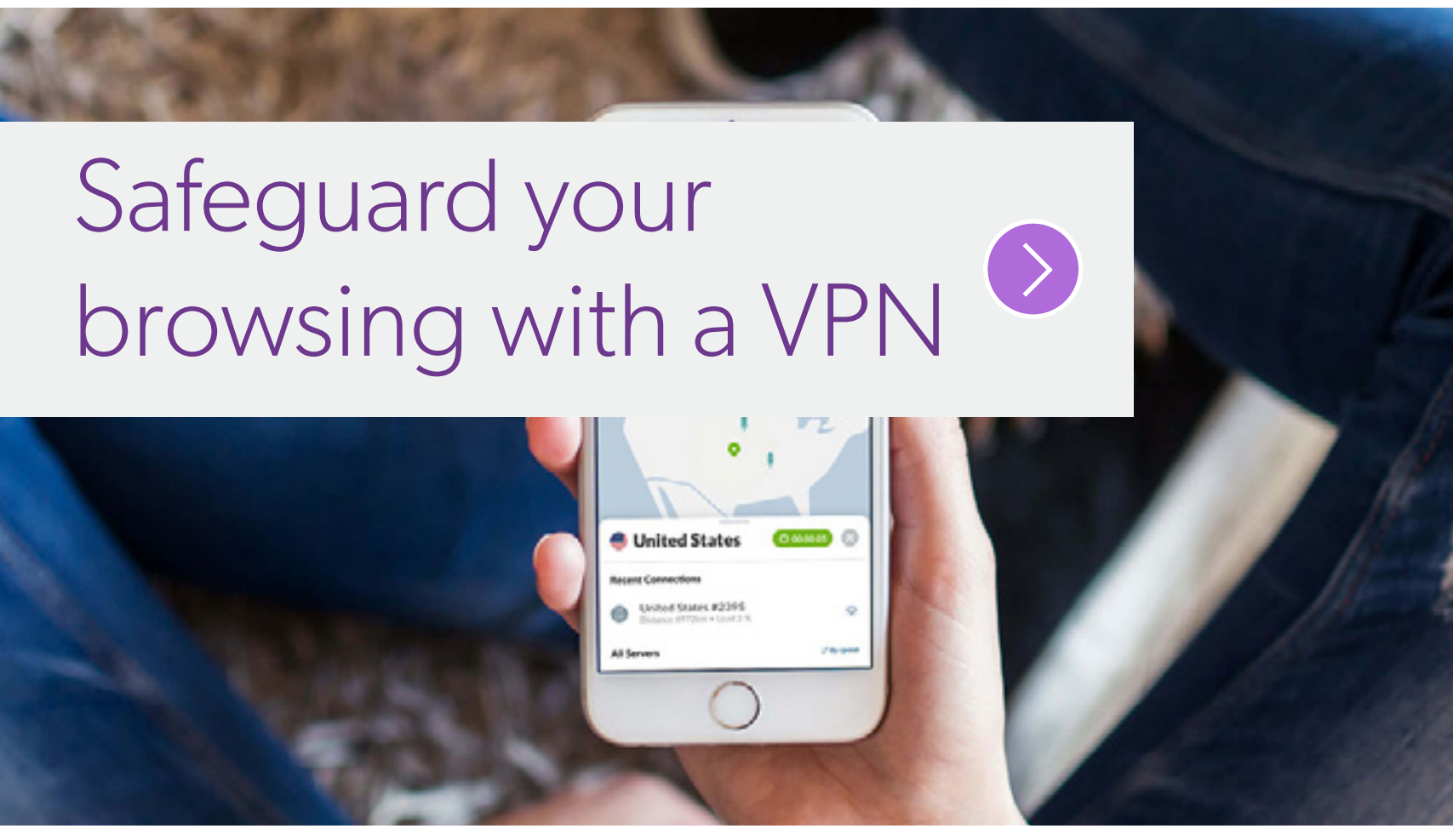

Safeguard your browsing with a VPN

Split your display between Mac and iPad

Getting to grips with the new Game Center

PLUS

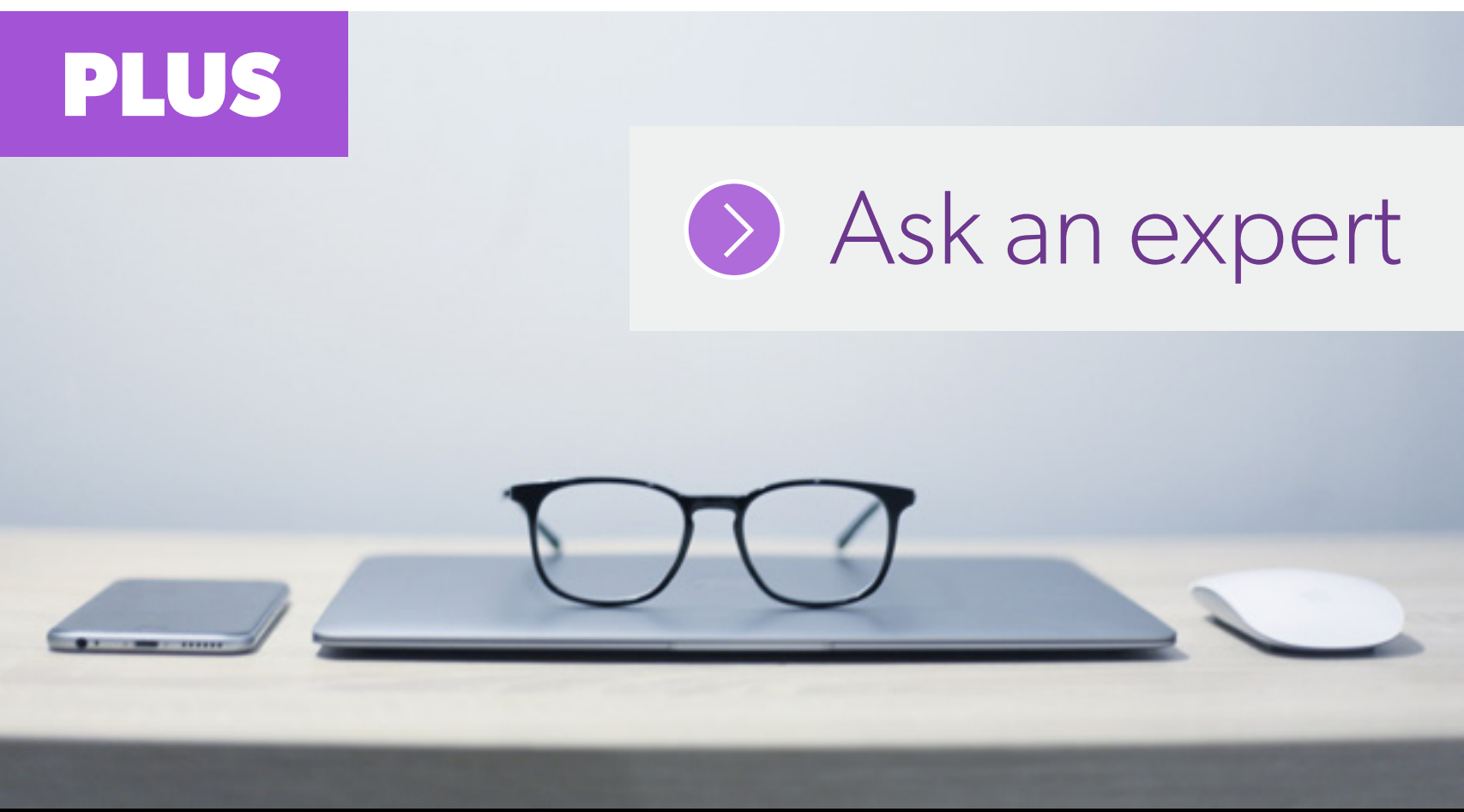

Ask an expert

Virtual Private Network

Why (and how) you should safeguard your browsing

VPNs, or "virtual private networks," may sound like something only tech-savvy security nerds would care about, but in reality VPNs are not only easy to set up, but something everyone with an internet-enabled device should be using. They provide an essential level of added security between your web browser and the wider world.

Why use a VPN?

A VPN routes all your internet activity through an encrypted tunnel between your device and the VPN service's remote servers. Because your activity appears to be coming from a random server rather than your phone or your computer, this means your actual address, identity, and location are nigh-on impossible to ascertain.

Of course, this might sound a bit dodgy. If you've nothing to hide, you've nothing to fear, right? But there's nothing wrong with keeping your browsing habits away from massive corporate entities that will use them for their own ends. If you don't want the likes of Google and Facebook following you around the internet to fuel their targeted ads business, a VPN is the perfect solution.

Plus, if you're in the habit of using free public Wi-Fi networks in coffee shops and hotels, a VPN can protect you from the nefarious types that often lurk on such networks. It's especially handy if you like to access online banking or other important personal information on the go.

There are other benefits, too. Not only does a VPN make your internet browsing secure and anonymous, it can also be used to protect your data, avoid hackers and government surveillance, and even stream TV shows that are region-locked to another country.

Our favorite service

Now, plenty of VPNs exist – including a handful of free options with various limitations – but you get what you pay for. If you're using a VPN, that means routing all your web traffic via a single company. So you need to make sure it's somebody you trust.

After much research, **NordVPN** is our recommendation. It's affordable, has a solid iOS app, and has a strict no-logs policy that means your activity is never stored anywhere.

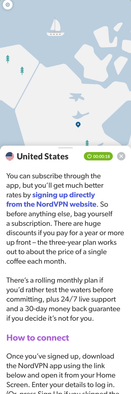

You can subscribe through the app, but you'll get much better rates by **signing up directly from the NordVPN website**. So before anything else, bag yourself a subscription. There are huge discounts if you pay for a year or more up front – the three-year plan works out to about the price of a single coffee each month.

There's a rolling monthly plan if you'd rather test the waters before committing, plus 24/7 live support and a 30-day money-back guarantee if you decide it's not for you.

How to connect

Once you've signed up, download the NordVPN app for your iOS device from the App Store. Enter your details to log in. (Or, press Sign Up if you skipped the last stage and wish to subscribe via Apple.)

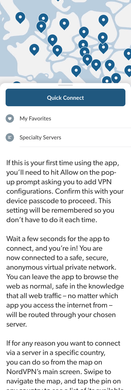

Once you're in, connecting to the VPN is incredibly straightforward. For most use cases, simply hit Quick Connect and the app will automatically pick out the best available server for you.



If this is your first time using the app, you'll need to hit Allow on the pop-up prompt asking you to add VPN configurations. Confirm this with your device passcode to proceed. This setting will be remembered so you don't have to do it each time.

Wait a few seconds for the app to connect, and you're in! You are now connected to a safe, secure, anonymous virtual private network. You can leave the app to browse the web as normal, safe in the knowledge that all web traffic – no matter which app you access the internet from – will be routed through your chosen server.

If for any reason you want to connect via a server in a specific country, you can do so from the map on NordVPN's main screen. Swipe to navigate the map, and tap the pin on any country to see a list of its available servers.

From here, you can either press Quick Connect again to pick the fastest and most reliable server from that country, or choose one yourself from the list. You can sort by speed, name, load, and distance to help decide.

A note on privacy

Nobody wants to wade through an entire privacy policy, but NordVPN's is easy to understand. We've read it all and plucked out the most important part: a watertight no-logs policy, made possible by operating under the jurisdiction of Panama.

"Our top priority is customer data security. We process only minimal user data – only as much as it is absolutely necessary to maintain our services."

"Your activities using NordVPN Services are provided by automated technical process, are not monitored, recorded, logged, stored or passed to any third party. We do not store connection time stamps, session information, used bandwidth, traffic logs, IP addresses or other data."

Automation is the key here, meaning no human ever sees your browsing traffic. It would be impossible for anyone at NordVPN to browse your data, even if they wanted to.

Additional details

Open NordVPN's Settings menu using the cog icon in the top right, and you can also switch on CyberSec – a service which automatically blocks ads and malware as part of the VPN routing process.

Here, you can also tweak the Auto-Connect settings to save the effort of manually connecting every time you join a new network. You can also set your home or work Wi-Fi as a Trusted Network, which cancels the auto-connect when using those networks. Generally, the bigger threats come when connected to a public Wi-Fi network, not one you operate yourself.

Once you've signed up, you can (and should) get the same coverage on all your devices. NordVPN's **macOS app** works in much the same way as its iOS equivalent, and you can use up to six devices **with a single subscription**.

That's about it – there's no longer any reason to browse the internet unprotected! »

Dual Displays

Link your Mac and iPad with *Sidecar*

One of the best new features Apple released this year is Sidecar, a way to connect your iPad to your Mac for use as a secondary display.

It even works in conjunction with other monitors – if your Mac is powerful enough, that means you can have multiple extra displays in action to really dial up your productivity levels.

You can mirror your computer's screen to the iPad, use it to display a completely different set of software, and even utilize the iPad's touchscreen to control macOS apps.



If you have an Apple Pencil, that quickly turns powerful desktop software like Adobe Photoshop into something you can manipulate with a stylus – without the need for an expensive graphics tablet.

Compatibility

To use Sidecar, you'll need to have a relatively modern iPad and Mac. If you're not sure, you can find **a full list of compatible devices here**.

Next, you'll need to ensure you have the necessary software on both devices.

For iPad, head to Settings > General > Software Update. You'll need iPadOS 13.0 or higher.

For Mac, press the Apple button to the far left of the status bar and choose About This Mac. Then, click Software Update from the Overview tab. Make sure you have macOS Catalina (10.5) or higher.

You'll also need to ensure both devices are logged in using the same Apple ID. This allows them to sync wirelessly, so long as they're nearby one another.

Setting up Sidecar

To connect your devices together, open System Preferences on the Mac and click Sidecar. You should see a drop-down list beneath the words Connect to. Choose your iPad from the list, and wait a few moments while the devices sync up.

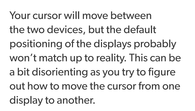

Once connected, you can play with the settings here to customize a few things. Tickboxes allow you to switch both the Sidebar and Touch Bar on and off, with choices for exactly where on the iPad each one will appear.

The Sidebar comprises a series of shortcuts for common actions, and includes key modifiers like the shift and command buttons for easy access. The Touch Bar replicates the strip display above the keyboard on certain Macbook models, enabling extra commands depending on which app you have open.

Meanwhile, toggling on Enable double tap allows you to switch drawing tools in compatible macOS apps using a double-tap on a second-generation Apple Pencil.

Position your displays

Your cursor will move between the two devices, but the default positioning of the displays probably won't match up to reality. This can be a bit disorienting as you try to figure out how to move the cursor from one display to another.

(One quick trick to find it is to shake your mouse really fast – this causes the cursor to temporarily increase in size so you can find it easily.)

Luckily, you can tell Sidecar exactly how your devices are positioned in relation to one another. Head back to the main System Preferences menu and this time choose Displays. Click over to the Arrangement tab.

Here, you'll see a virtual recreation of your display positions. You can simply click and drag to move them around until the positioning better reflects the real world.

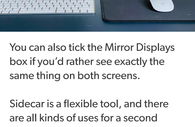

You can also tick the Mirror Displays box if you'd rather see exactly the same thing on both screens.

Sidecar is a flexible tool, and there are all kinds of uses for a second display – especially if you use a Mac professionally. Play around with the configuration until you're happy, and enjoy all that new digital real estate! ■

Challenge your pals with Game Center

Sign up, sign in, create an avatar, and get some friends

Game Center is back! Sort of. If you're not familiar with Game Center, it was an app that let friends connect, see what games everyone else was playing, and battle each-other on high score tables. Then Apple let it deteriorate to the point the service had app-crashing bugs.

That wasn't good, and so Apple ripped most of Game Center's functionality out of iOS; what remained was mostly for playing multiplayer matches. But with iOS/iPadOS 13, you can now manage a friends list again.

If you've not used Game Center before, you'll find it in Settings, next to Apple's other media categories like Music and TV. Tap Game Center and turn the system on. You'll get a prompt to set up Game Center using your Apple ID. Tap Continue and you'll be signed in.

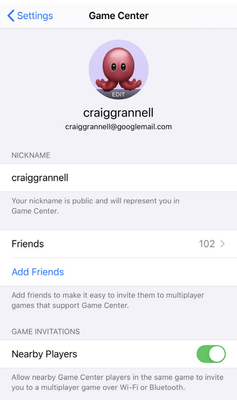

Once that's done, adjust your avatar (choose an existing Animoji, or craft a custom Memoji) and nickname. Next, tap Add Friends, and use the Messages app to invite one of your contacts. If they accept, they'll show up in the Friends list. Note: they will need to be running iOS/iPadOS 13 to accept a request.

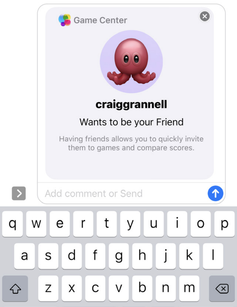

To peruse your Game Center friends, tap Friends. You can search or scroll the list, and Apple also lists people you recently played alongside in multiplayer titles – but be mindful they aren't necessarily people you've connected with.

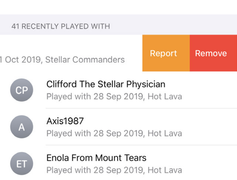

To remove someone from your actual friends list, drag their name all the way to the left, and then tap Unfriend when prompted; to report someone (if they cheat or have an inappropriate avatar), drag their name left until you see the orange report button, tap that, and fill out/submit the form.

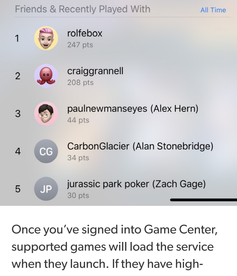

Once you've signed into Game Center, supported games will load the service when they launch. If they have high-score tables, you can then see how your efforts compare to the entire world's – but it's usually more fun to compete against a few friends rather than everyone. ■

Ask an expert

Your questions answered

No time to drop into the Apple Store and ask the Genius Bar for help with your iPhone? Maybe our resident expert could help instead!

If you have a question, send it to **swipe-ideas@intelligenti.com** and we may include the answer in the next issue of Swipe!

Q How do you update apps in iOS 13? - *Sonya*

The updates section of the ***App Store*** has moved in iOS 13 and iPadOS 13.

To find it, tap the **Account** button in the top right of the ***App Store*** and scroll down a little. You'll see a familiar list of pending and recent updates.

Simply press the **Update** button on any individual app to start the update, or press **Update All**.

It's worth noting you can also delete apps from this menu. A lewftward swipe on any app reveals a **Delete** button.

You can set iOS to install updates automatically as they're released, to save having to manually update them. You can configure this from ***Settings*** > **iTunes & App Stores** > **Automatic Downloads** > **App Updates**.

Now turn the page to see what's in your next issue of Swipe

SWIPE

iPhone mag

NEWS • REVIEWS • TIPS

In your next packed issue...



Reviews

Stay informed on the latest and greatest apps and games for iOS

Features & Roundups

- The ultimate App Store freebies
- Complete guide to Family Sharing
- How Apple's Deep Fusion camera works

Latest news

Catch up on all the most recent news from the world of Apple and iPhone

Liked This?

Tap **here** to review us on the App Store so we can continue to bring you more useful advice and tips

Keep in contact...

Like us on **Facebook**

Follow us on **Twitter**

Send us an **Email**