SWIPE

iPhone

NEWS • REVIEWS • TIPS

iOS 13 WISHLIST

---

16 AMAZING iPHONE UTILITIES

YOUTUBE TIPS | APPLE SUPPORT

SWIPE
iPhone mag
NEWS • REVIEWS • TIPS

Welcome

A note from the editor

Hello everyone,

With Apple due to announce iOS 13 next month at WWDC, we've been getting excited about the prospect of new features and improvements that could breathe fresh life into our iPhones and iPads.

Last year's iOS 12 focused primarily on stability, meaning we didn't get many flashy new features. But this year we're expecting big things, and have come up with a list of 13 changes we'd love to see Apple introduce this year.

Head over to our main **Feature** to see if you agree with our suggestions!

Meanwhile, our **Reviews** roundup this week takes a look at the most useful single-purpose utilities to keep on your Home screen.

This is a collection of extremely handy apps that will improve your iOS experience without making a song and dance out of it. Many of them are absolute must-haves!

As usual, we've also reviewed some killer apps and games – and this issue's **How-To** section includes a handy guide to Apple's impressive (but somewhat confusing) support services. That way, you'll know exactly where to turn if and when something goes wrong.

Until next time,

Tom Rolfe
Editor-in-Chief

Follow Tom

Meet the team

Mark White
Engineering Lead

Follow Mark

Jon Bonnick
Founder

Follow Jon

Contributors

Craig Grannell
Jon Mundy
Andy Price
Joe White

iOS, iPhone, iPad, AirPlay, AirPrint, iTunes, Safari, iCloud, iMessage, and any other trademark is a trademark of Apple inc., registered in the U.S. and other countries.

Screenshots are for illustrative purposes only and all prices are correct at the time of publishing

NEWS

The latest stories from the world of Apple



REVIEWS

Discover the best apps and games for iPhone



FEATURES

Opinion and analysis from our writing team

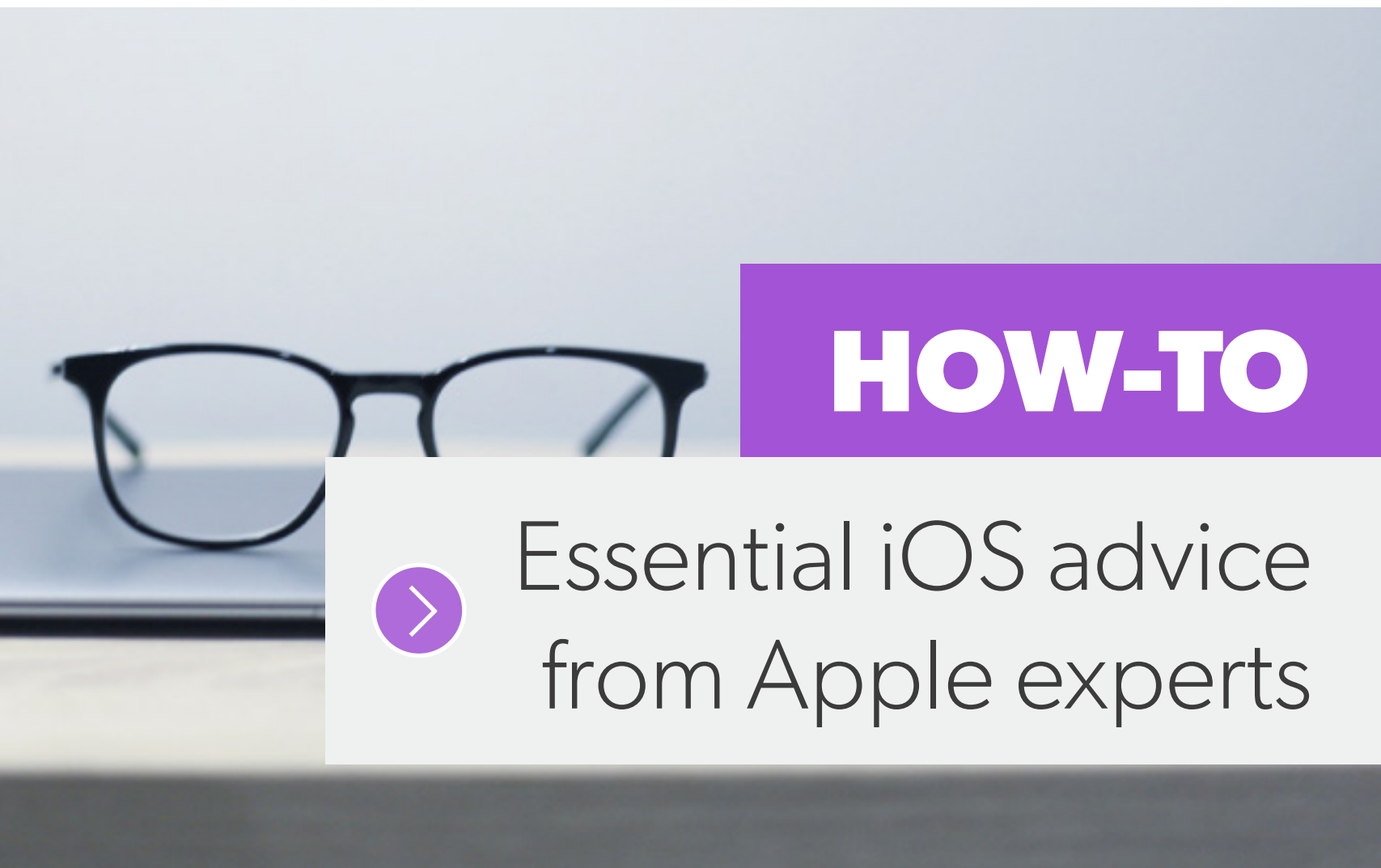

HOW-TO

Essential iOS advice from Apple experts

NEWS

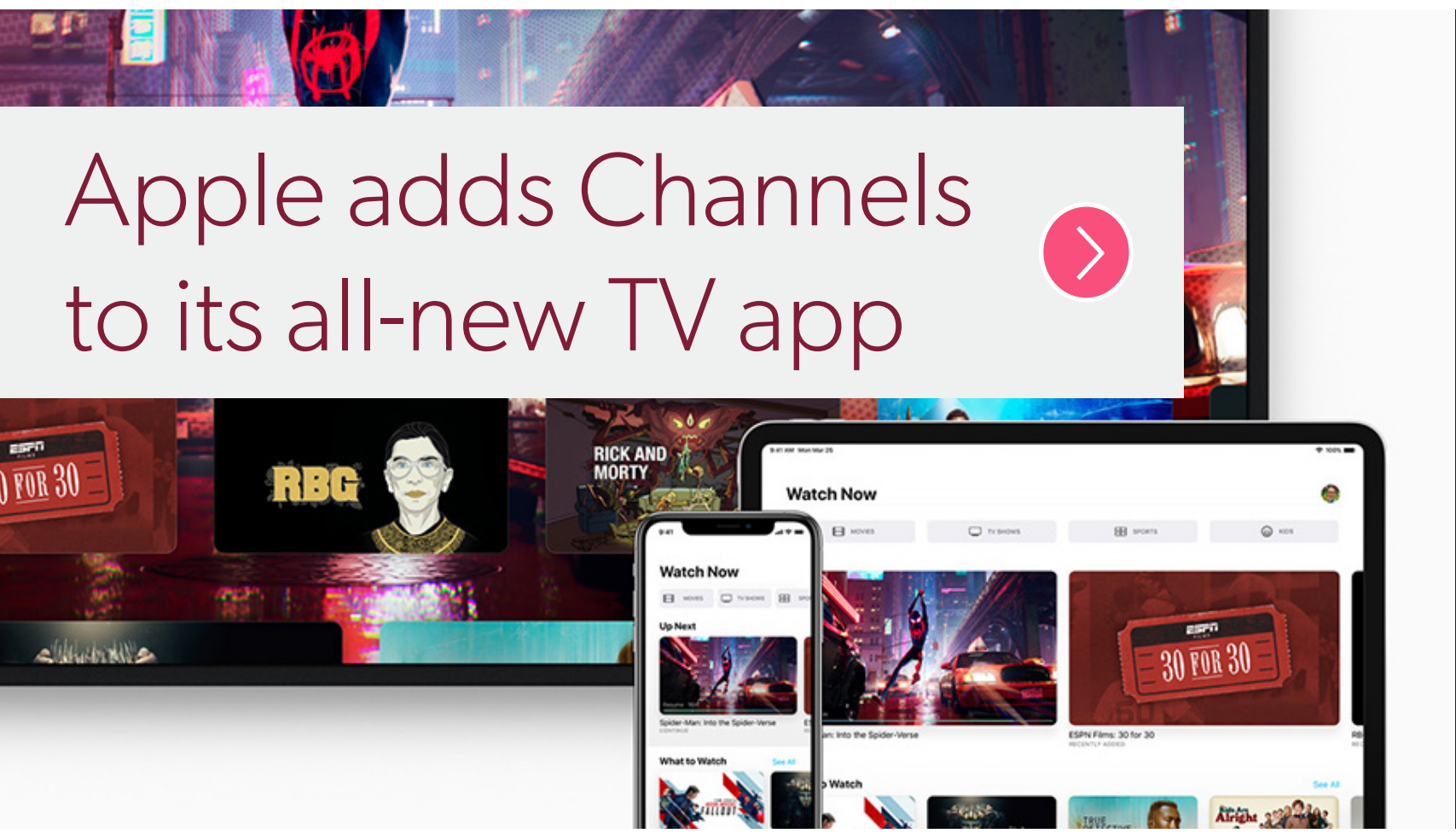

Apple adds Channels to its all-new TV app

2019 iPhones to have square camera bump

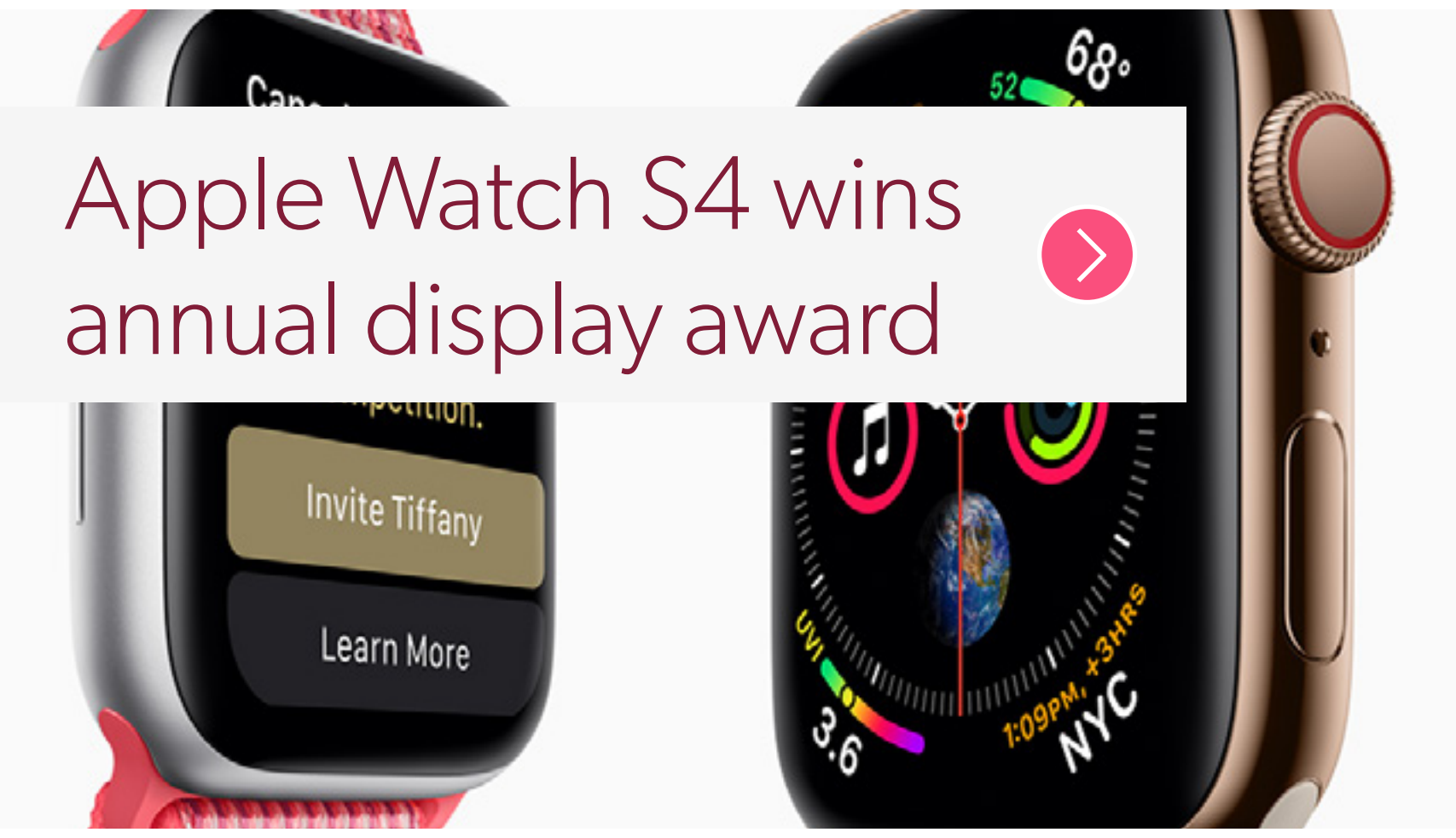

Apple Watch S4 wins annual display award

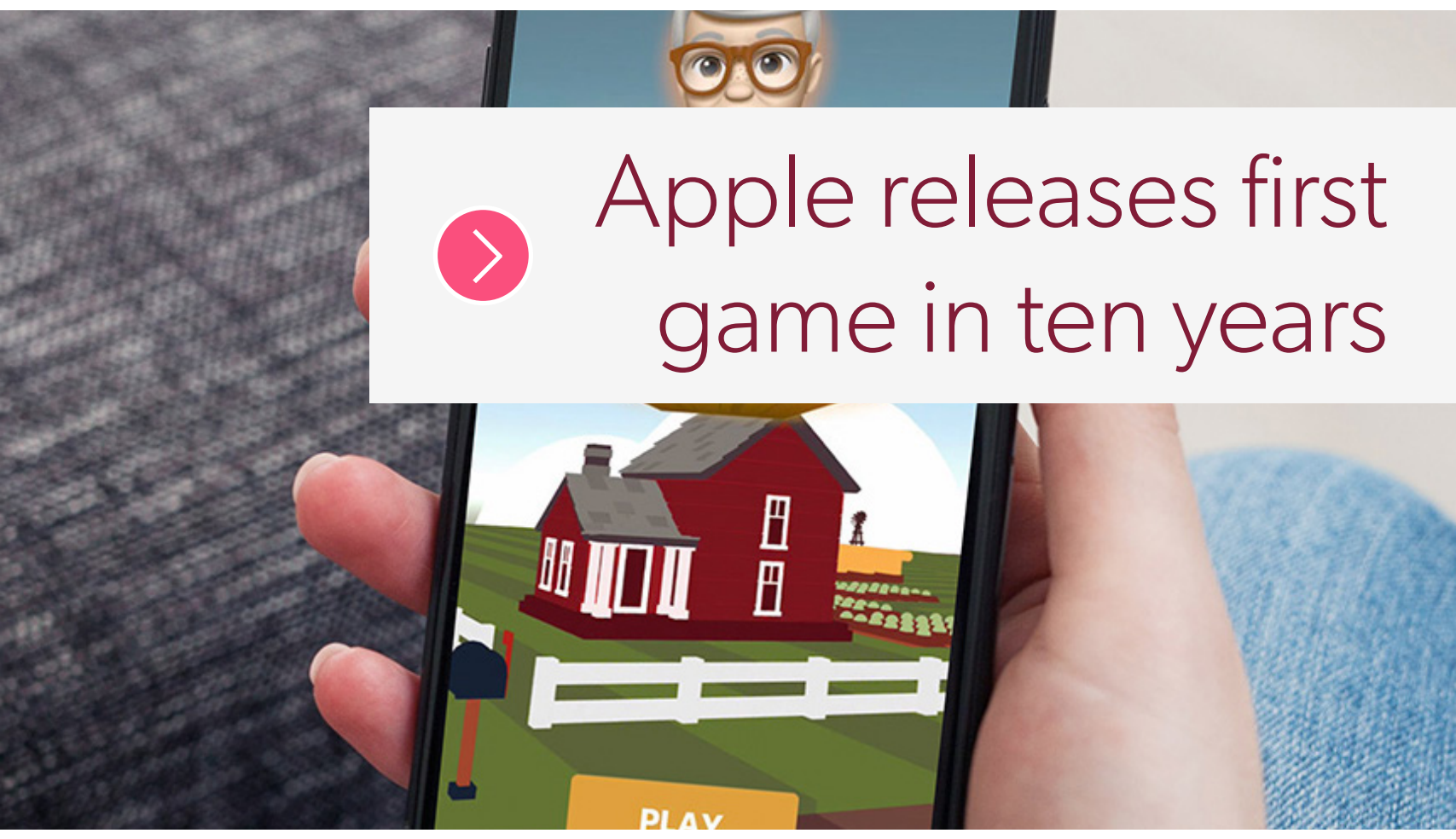

Apple releases first game in ten years

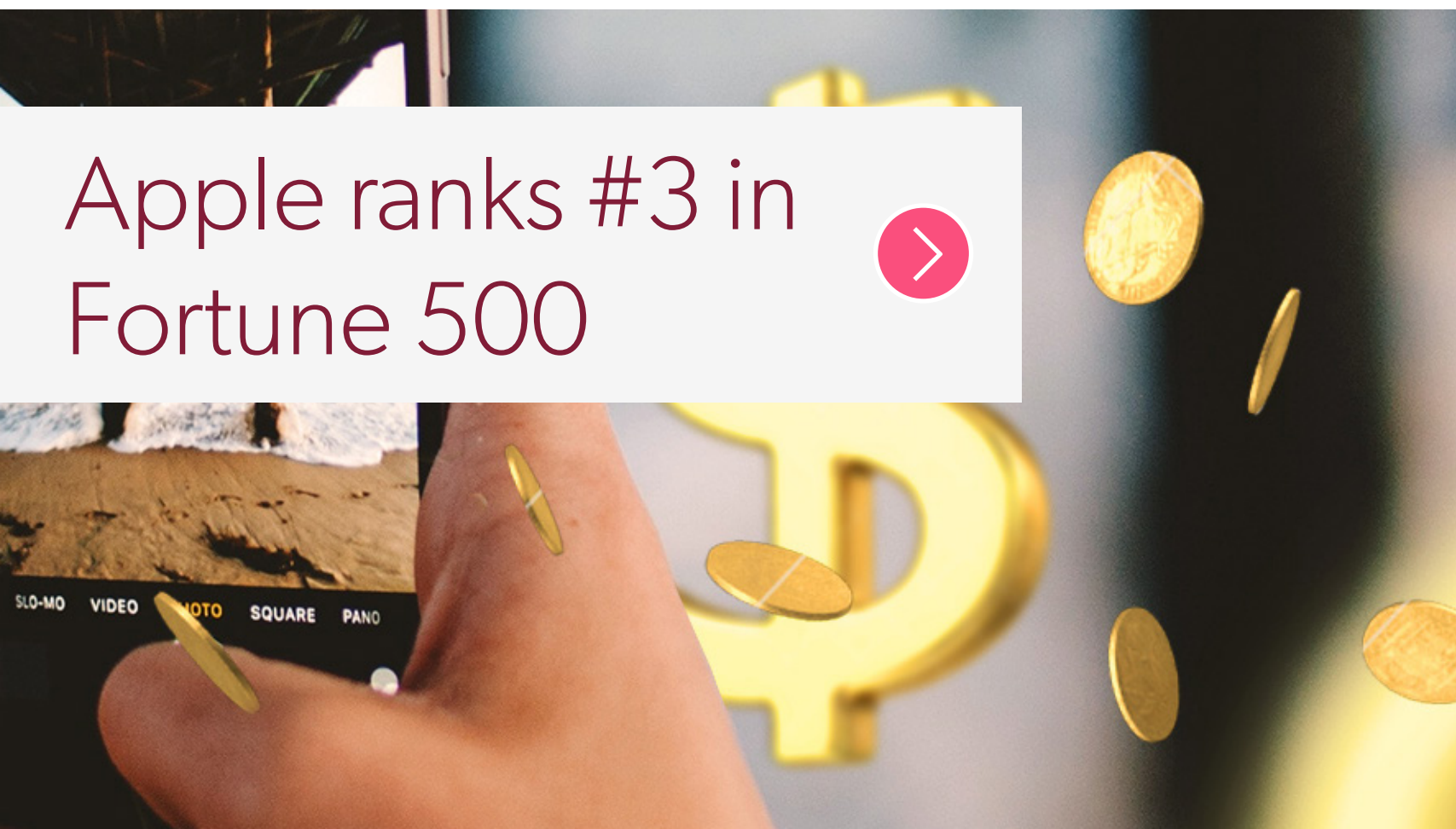

Apple ranks #3 in Fortune 500

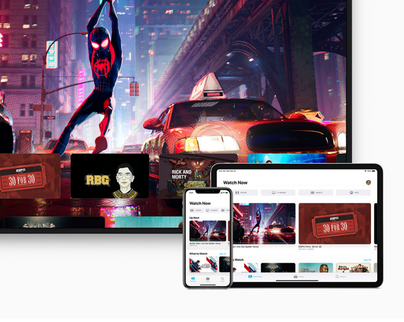

All-New Apple TV

Updated app brings *Channels* feature to iOS

This week, Apple has updated its TV app to include various features announced in its March Special Event.

We'll have to wait until later this year for Apple's upcoming original content to surface, but in the meantime, there are some very welcome changes to the app. Most notably, users can now subscribe to on-demand 'Channels' from services including HBO, Showtime, and more. Just in time for that final episode of *Game of Thrones*!

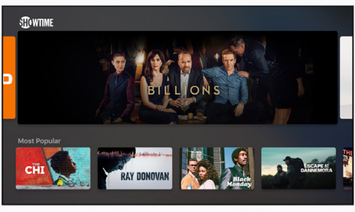

Of course, there are plenty of other ways to subscribe to those services, but Apple hopes the convenience of accessing the lot from a single place will convince users to sign up through its TV app. There are other benefits, too – everything in the app is sharable with up to six people as part of Apple's Family Sharing system, and you can download content for offline viewing.

As ever, the app's Watch Now section gives personalized recommendations and tracks your viewing activity to make it easier to dive back into a show exactly where you left off, no matter which device you're using.

TV will also house all your iTunes purchases, and this update even introduces a dedicated Kids section for child-friendly content and a Sports section that can give alerts about your favorite teams.

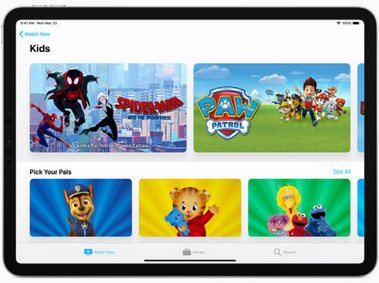

The updated TV app is available now in over 100 countries for iPhone, iPad, and Apple TV – though you'll need to ensure you've got the latest software updates to access it.

It's even available on select Samsung TVs, with more smart TVs to follow in due course. Apple says the app is coming to macOS later this year, too. ■

Square camera bump

2019 iPhones rumored to have a bigger camera setup than ever

We've hit that time of the year where the Apple rumor mill starts to ramp up based on insider leaks from the production line. With three new iPhones expected in September, and many millions of units expected to sell on launch weekend, Apple has to start producing parts early – and not everyone involved in the manufacturing process is able to keep quiet on the details.

That's where **this latest image** has reportedly come from, anyway. What you see below are supposedly production molds for iPhone cases rather than the iPhones themselves, so take what you see with a pinch of salt. But this isn't the first we've heard of the upcoming "square camera bump," and we think it's pretty likely these leaks are on the money.

As you can see, if these molds are accurate it means that we'll see all three models expand last year's pill-shaped camera bump to a larger rounded square. On the more expensive models (left and right) that makes space for a third camera alongside the two we're used to on the iPhone XS and XS Max. Meanwhile, the mid-range model (middle) adds a second camera to the iPhone XR range.

These extra cameras are reported to serve two functions. Firstly, to extend the optical zoom range. The current dual-camera iPhones can switch between a regular 1x zoom and a telephoto 2x zoom, and rumor has it this additional camera will rock a super wide angle lens to fit even more in frame when shooting. It's possible this will be known as 0.5x zoom in the Camera app.

Secondly, it's expected that Apple will use these new cameras to power advanced Augmented Reality experiences on the next generation of iPhones. Exactly what that will entail we're not exactly sure, but it could involve a long-range version of the technology used on the front camera for Face ID scans. ■

Displays of the Year

Apple Watch S4 wins coveted screen quality award

Apple's latest smartwatch has been recognized as a *Display of the Year* at the annual Display Industry Awards in San Jose. The awards have been running for 25 years and "showcase the high-quality, innovative work that is taking place in the display industry at every level."

This year, Apple Watch S4 was one of three winners of the main prize, alongside gargantuan video walls from **Samsung** and **Sony**. It's amusing to see Apple's tiny screen that sits on your wrist win the same award as these hulking ten-foot-wide beasts, but it just goes to show that all displays are considered by the board, and Apple is clearly ahead of the game in the wearables department.

Here's what the Society for Information Display had to say about Apple's display:

"The display is the defining feature of Apple Watch, and Series 4 pushes that feature farther than ever. The challenge for designers was to make the display bigger without noticeably increasing the size of the case or compromising the battery life. Narrower borders enable a viewing area that's more than 30 percent larger, while a new display technology called LTPO improves power efficiency, helping users get through the day on a single charge."

We too were fans of the larger display when we reviewed the Apple Watch S4 last year – it's an eye-catcher, and one that seamlessly melds with the frame of the device rather than looking like a separate component.

This isn't the first time that Apple has come away with a pat on the back from the Display Awards. Just last year, both the iPhone X and iPad Pro were recognized for pushing the industry forward – though it's interesting to note that no smartphone or tablet won an award this year. ■

Paper Wizard

Apple releases first game in 10 years with Warren Buffet

Well, here's something we didn't expect. Apple has unveiled a new iPhone game – the first it's produced in over a decade – and it's a strange beast.

Warren Buffet's Paper Wizard is part joke, part remake, and part bare-faced investor-pleasing stunt. The game, announced jokingly by Tim Cook in a bizarre skit at Berkshire Hathaway's annual meeting, is a modern-day take on Atari classic Paperboy – though apparently takes more inspiration from Buffet's real-life days as a paper delivery boy in his home town of Omaha.

It's the first game Apple has been directly involved with since the Texas Hold 'Em game it released in 2008 to help usher in the current era of mobile gaming.

Players swipe the screen to toss papers at houses along a route that takes them through a 3D recreation of Omaha, and later onto Cupertino and through Apple's new campus. It's completely free, and though it's hardly going to take the gaming world by storm, it's pretty fun for a few rounds.

Despite that, the whole thing stinks of a PR stunt to keep one of Apple's biggest investors – and the third-richest man in the world – happy at a time when iPhone sales have plateaued. That notion has got **a lot of people riled up**, and we understand that! But realistically this is a throwaway game that snowballed from a joke, and shows that Apple might be willing to start producing more games on a small scale in the future.

If you're curious, you can try out the game free on the App Store. ■

PAPER WIZARD



Fortune 500

Apple rises one place to #3 in the rankings

Despite a year in which many analysts decried a slowdown in iPhone sales, Apple has climbed one spot in the Fortune 500 rankings to cement third place for the year.

Fortune's list is based purely on revenue, with only Walmart (#1) and Exxon Mobil (#2) beating Apple on that metric. Amazon (#5) is the only other big tech company in the top ten, with Google, Facebook, and Microsoft not taking in as much revenue.

This means Apple leapfrogs Warren Buffet's Berkshire Hathaway, just days after partnering with Buffet on a silly iPhone game about delivering newspapers. Still, he owns so much Apple stock we're sure he doesn't mind being pipped to third.

Here's what Fortune has to say about Apple's year:

"Two thousand eighteen will be remembered as the year that Apple first achieved a market value of $1 trillion, as well as when growth in iPhones, Apple's largest single product by far, began to slow. Before the introduction of the iPod—the iPhone's precursor—Apple was a once-exciting computer maker.

Now, only a retailer and an oil company are bigger. Its challenge: as consumers hang onto phones longer, Apple is repositioning itself as a services provider. Already iTunes, Apple Music, iCloud, and cuts from sales in its popular Apple Store generate billions of dollars of sales."

Fortune is right to focus on Apple's move into services. Over the next 12 months expect to see much more on that front, with Apple Arcade, Apple TV+, and Apple Card all due for launch later this year. We're very curious to see how that all pans out, and you can bet we'll bring you coverage every step of the way!

Finally, it's worth noting that Apple actually tops the rankings for most profitable company by quite a margin, and also clocks in first in the tech sector ahead of its industry rivals. ■

REVIEWS

ROUNDUP

Four apps to help you get ideas down

APPS & GAMES

Reeder 4

News and blog reader

Jumpgrid

Intense gridrunning game

Brill

Spoken and written notes

Cosm

Music for your mind

PLUS

More from the App Store

iOS Boosters

16 superb utilities to improve your iPhone and iPad experience

Often, our app round-ups are about ambition. They look at apps at the cutting-edge of what's possible on iOS, stretching what's achievable using your iPhone or iPad. This round-up takes a different approach, delving into apps you can install and sort of forget about – until the moment you have need of their unique features.

You see, it's not that these apps aren't really great – it's that they're mostly very focused in nature. Combined, they act almost like a Swiss Army knife, offering all sorts of one-shot tools you don't know you need – until the moment you really do.

Block web ads with **1BLOCKER**

PRICE: $5/£5
SIZE: 50.2 MB **VERSION:** 2.1.4

Websites can be deeply annoying, throwing all kinds of rubbish at your eyes when you have the slightest audacity to want to read something. ***1Blocker*** largely eradicates the cruft. Install it, and then flick switches to block ads, trackers, social widgets, comments, and other annoyances. After that point, those things won't bother you again. Want more nuance? You can define whitelists for individual websites.

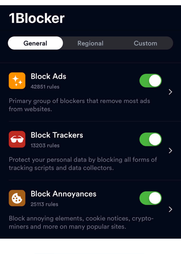

1BLOCKER X

Sign a PDF with **ACROBAT READER**

PRICE: FREE
SIZE: 176 MB **VERSION:** 19.05

One for businesspeople reading this feature. There are, you are, happily going about your day, when – DING! – you get a message that a document absolutely must be signed within the next eleven seconds, or your company will be hurled into the heart of the sun. (Hyperbolic? Not for the typical manager.) No problem: get ***Adobe Acrobat Reader*** on your iPhone, scribble your sig, and then send the revised document on.

ACROBAT READER

Access 2FA codes with **AUTHENTICATOR**

PRICE: FREE
SIZE: 16.9 MB **VERSION:** 2.1.1

Are you using two-factor authentication (2FA) for important accounts? Given how often websites are breached these days, you should be. Get all your 2FA codes in one handy place with the efficient, user-friendly ***Authenticator***. Want something with big-buttons and optional back-up instead? Try the equally impressive **Authy**.

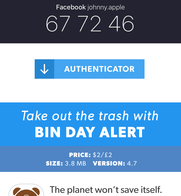

AUTHENTICATOR

Take out the trash with **BIN DAY ALERT**

PRICE: $2/£2
SIZE: 3.8 MB **VERSION:** 4.7

The planet won't save itself. This is why it's increasingly rare for people to chuck all their waste into a massive skip. Instead, you may end up with a range of colored bins, each with its own collection cycle. Don't waste brain space remembering these dates – have ***Bin Day Alert*** do the hard work instead. You get a widget, and a couple of alerts for each type of trash can or recycling bin, too.

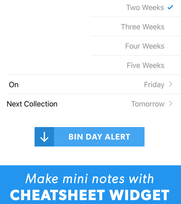

BIN DAY ALERT

Make mini notes with **CHEATSHEET WIDGET**

PRICE: FREE (+$4/£4)
SIZE: 81.5 MB **VERSION:** 3.2

Apple's Notes is fine for the kind of long-form notes you often edit. But you need ***Cheatsheet Widget*** for smaller things you never remember, but that are nonetheless vital: your hotel room; your new car's license plate; combinations for luggage, so you don't have to break into it with a hammer while on holiday. Once your notes are set up, they appear in a widget.

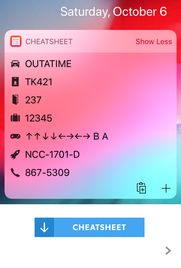

CHEATSHEET

Track your packages with DELIVERIES

PRICE: $5/£5
SIZE: 49.6 MB **VERSION:** 8.4

Perhaps you still buy things from real-world shops; chances are, though, you increasingly make online purchases. The snag with the latter option is knowing when something's going to arrive. ***Deliveries*** makes this easy, tracking orders from UPS, FedEx, TNT, DHL, and a slew of other carriers. You even get a little map that shows the journey each package has had.

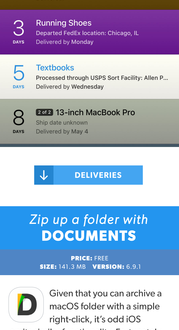

DELIVERIES

Zip up a folder with DOCUMENTS

PRICE: FREE
SIZE: 141.3 MB **VERSION:** 6.9.1

Given that you can archive a macOS folder with a simple right-click, it's odd iOS omits similar functionality. Fortunately, ***Documents by Readdle*** fills the void. Use the app to access content that's stored just about anywhere, download and organize your files, turn them into a ZIP, and send this archive on. Then grumble that Apple doesn't let you do this in its own Files app.

DOCUMENTS

Translate anything with GOOGLE TRANSLATE

PRICE: FREE
SIZE: 94.3 MB **VERSION:** 5.29.0

Most people don't need something translating that often. But there'll be a word you hear and wonder what it means. Or you'll be on holiday, see a menu in a foreign tongue, and want to be sure you're not ordering flambéed car tire. In which case, get ***Google Translate***. It'll work with typed words or a magical camera view – and dozens of languages don't even require you to be online.

GOOGLE TRANSLATE

See the time worldwide with LAUNCHER

PRICE: FREE (+IAP)
SIZE: 87.7 MB **VERSION:** 3.2.2

There's a lot of functionality lurking in ***Launcher***, which enables you to weld shortcuts for just about anything to Today view. But we're recommending it here because the app makes it a cinch to set up easily accessible world clocks. That, of course, is fantastic if you work for companies across multiple time zones, or have friends and family around the world.

LAUNCHER

Check your connection with METEOR

PRICE: FREE
SIZE: 25.8 MB **VERSION:** 1.9

You'll sometimes be online and wonder whether a website's no longer working, or if your internet connectivity's suddenly powered by exhausted hamsters. ***Meteor*** gives you insight into ping, download, and upload speeds. Usefully, it'll provide speeds for specific apps and services, too, giving you plenty of information to hurl at your internet service provider in case of an issue. Possibly by pigeon.

METEOR

Use multiple timers with MULTITIMER

PRICE: FREE or $6/£6
SIZE: 93.8 MB **VERSION:** 5.2

Apple likes to keep things simple. Perhaps this is why even though iOS's version number is well into double figures, the Clock app still only has a single timer. That's fine for, say, boiling an egg, but not tracking multiple countdowns at once. Hence: ***MultiTimer***. For free, you get a single board of timers (six, by default); pay a few bucks for pro to access as many as you like.

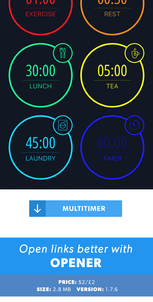

MULTITIMER

Open links better with OPENER

PRICE: $2/£2
SIZE: 2.0 MB **VERSION:** 1.7.6

Apple's Share sheet does provide the means to open content in a range of apps, but ***Opener*** aims to make this a mite easier when it comes to links. On sharing a link to Opener, you get a list of apps, drawn from over 260 supported options – including 40 browsers. Handy if you often want to send web links to specific apps rather than the defaults.

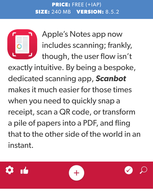

OPENER

Scan any document with SCANBOT

PRICE: FREE (+IAP)
SIZE: 230 MB **VERSION:** 8.5.2

Apple's Notes app now includes scanning; frankly, though, the user flow isn't exactly intuitive. By being a bespoke, dedicated scanning app, ***Scanbot*** makes it much easier for those times when you need to quickly snap a receipt, scan a QR code, or transform a pile of papers into a PDF, and fling that to the other side of the world in an instant.

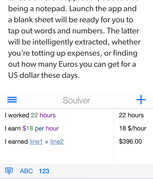

SCANBOT

Make fast calculations with SOULVER

PRICE: $3/£3
SIZE: 8.9 MB **VERSION:** 2.7.3

Siri can handle basic calculations and conversions, but whatever you type in is fleeting and lacks context. ***Soulver*** takes a different approach, due to also being a notepad. Launch the app and a blank sheet will be ready for you to tap out words and numbers. The latter will be intelligently extracted, whether you're totting up expenses, or finding out how many Euros you can get for a US dollar these days.

SOULVER

Keep count with TALLY 2

PRICE: FREE or $3/£3
SIZE: 1.7 MB **VERSION:** 2.6.1

Need to keep count of something, like glasses of water you've drunk today, or boardgame scores? You could use your fingers, assuming you've enough. Or you could grab ***Tally 2***. This simple app increments an on-screen number when you tap. But options let you adjust values and steps; and if you go pro, you can up the maximum number of ongoing tallies from two to as many as you like.

TALLY 2

Stash things for later with YOINK

PRICE: $6/£6
SIZE: 13.6 MB **VERSION:** 2.0.1

When you're darting about your device, trying to put together a bunch of documents or links for someone, doing so can be complex and time-consuming. But install ***Yoink*** and you get what amounts to a virtual shelf where you can temporarily dump stuff. The app supports a huge range of formats, syncs items using iCloud, and also lets you get at what you've stored via Apple's Files app.

YOINK

REVIEW by JOE WHITE

REEDER 4

DEVELOPER: SILVIO RIZZI
PRICE: $5/£5
SIZE: 20.6 MB
VERSION: 4.0.3
PLATFORM: iPHONE & iPAD

The longtime App Store favorite is better than ever

Reeder, a longtime favorite RSS client of ours, is now better than ever. A major update, launched as a standalone $5/£5 release called Reeder 4, has polished the already-impressive iOS app with a handful of impressive and interesting features. But with Reeder 3 continuing to function as a piece of legacy software, should you pay out and upgrade to the new app?

For those unfamiliar with the app, Reeder is an RSS client that lets users keep tabs on their most-loved news websites. Reeder allows users to manually subscribe to content from specific sites, and delivers that content as news is published. While collecting all your favorite reading in one place, Reeder also offers an elegant, streamlined, and minimal reading environment that's aesthetically pleasing without putting undue strain on your tired eyes.

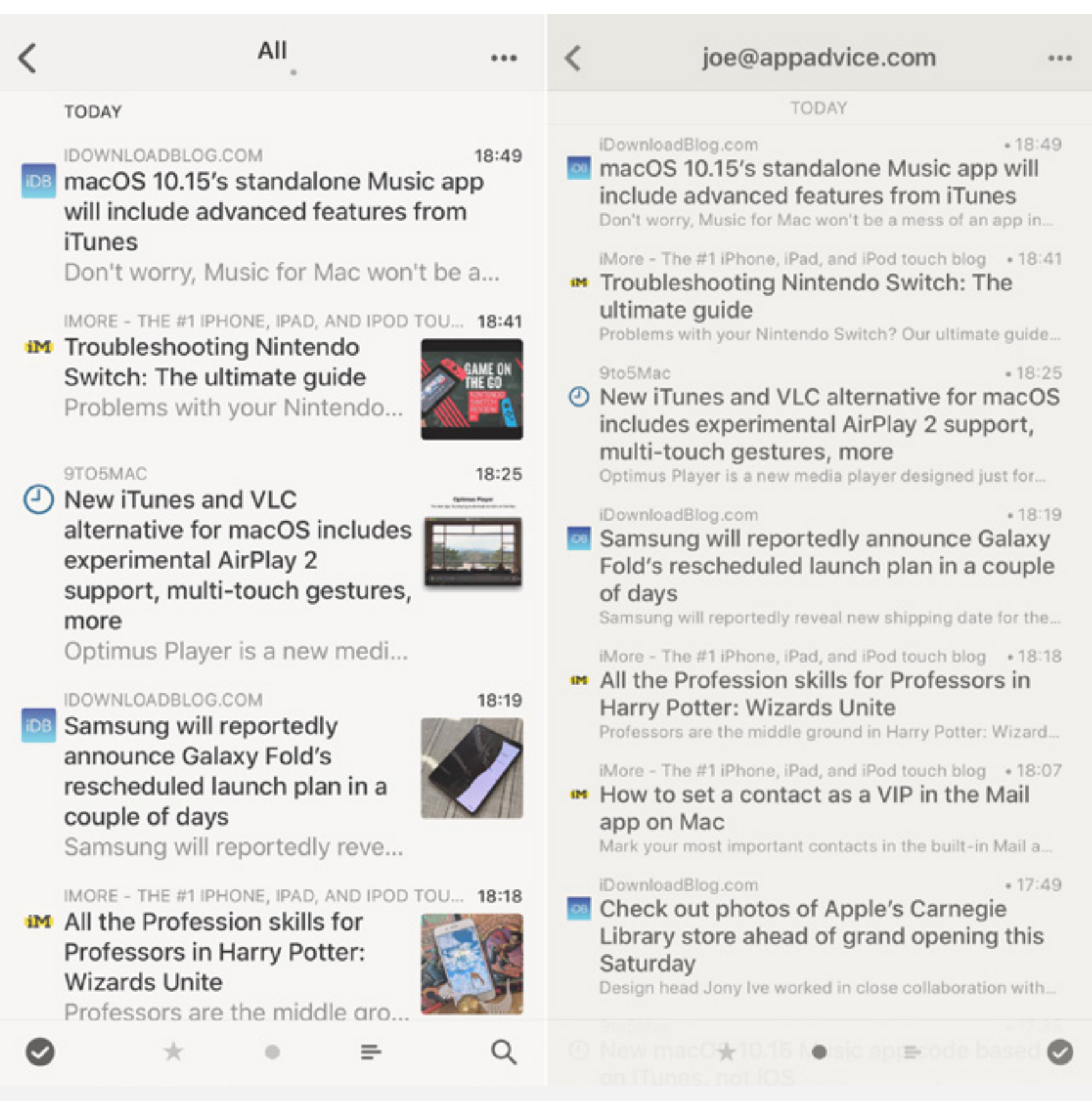

Reeder 4 (left) vs. Reeder 3 (right)

Reeder 4 ships with a handful of new features that mark a significant improvement over its predecessor. The first of these is Bionic Reading, a mode designed to help users ingest text at a quicker rate while improving focus and awareness. Bionic Reading in Reeder works by artificially guiding the eyes to fixed points in words – usually the first two or three letters. You can enable the mode by tapping a brand new "BR" icon at the bottom of the screen in Reeder's article view; the app enables Bionic Reading instantly with zero lag.



Bionic Reading in Reeder 4, which aims to improve reader focus

The new app also includes a search tool, which is perfect for finding specific content from your list of articles, and image previews are now displayed in the main article list. Both are nice additions and appear alongside more minor aesthetic tweaks to Reeder. It's also nice to see an iCloud-powered "read it later" feature added in Reeder 4 – when you mark items for your "later" list, they'll appear in Reeder on all your iCloud-connected devices.

One of Reeder's most-loved features remains – support for grabbing and formatting the whole content of an article. This can be done with a tap of a button and is useful for two reasons: first, RSS feed items sometimes force users to click through a link and view the article in Safari – this feature lets users grab the full article regardless and view it in Reeder; and second, the formatted article is much nicer to read.

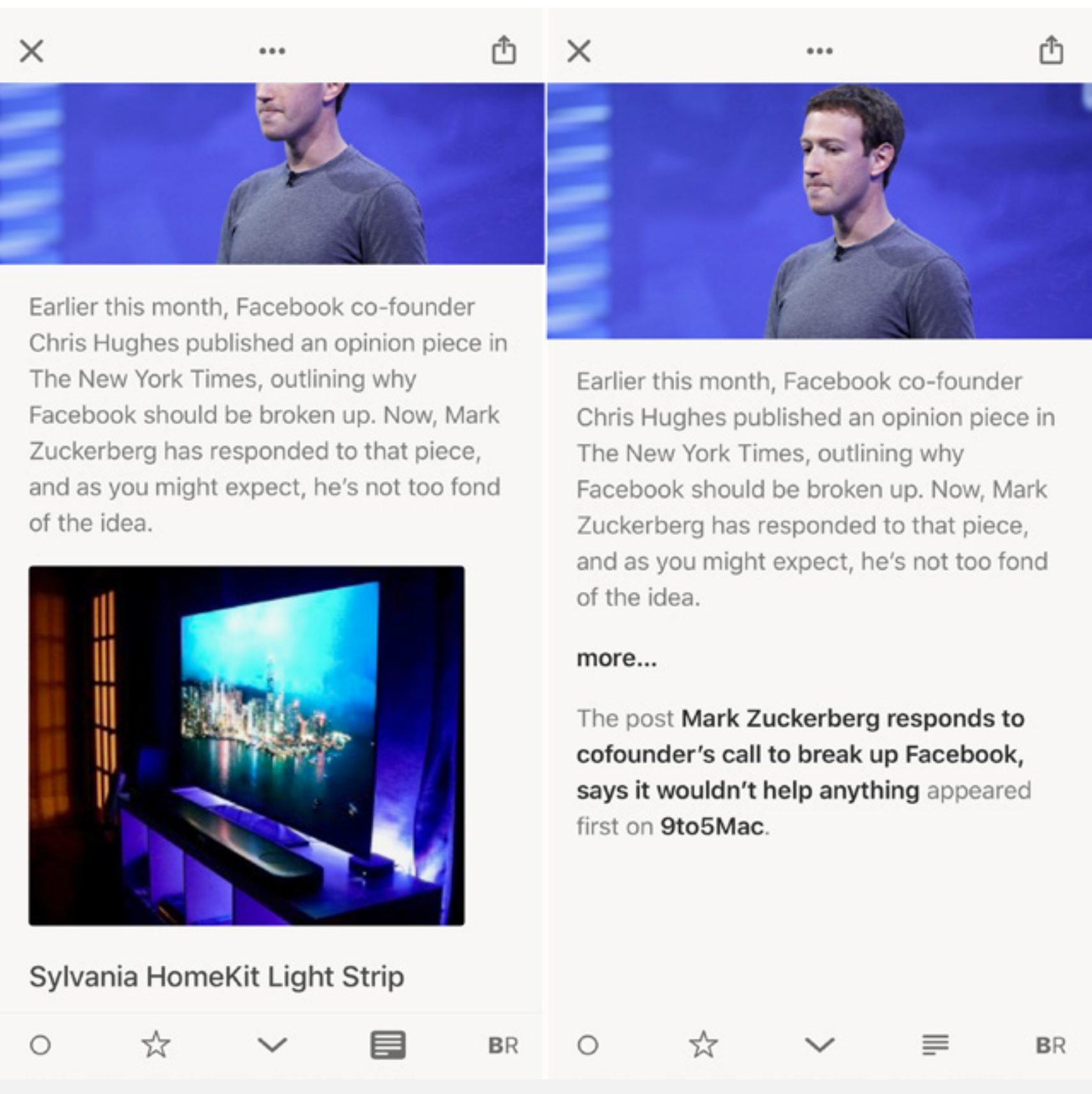

A pulled and formatted article in Reeder 4 (left) and the original article (right), which directs users to a link

Add to all this a comprehensive array of settings and options and a macOS app which also works brilliantly, and what you've got is an RSS client that's practically perfect in every way. As before, a range of RSS services are available to use alongside Reeder – we'd recommend hooking up a Feedly account, which is free to configure and also means your RSS subscriptions will be transferable in the unlikely event that you turn your back on Reeder further down the line.

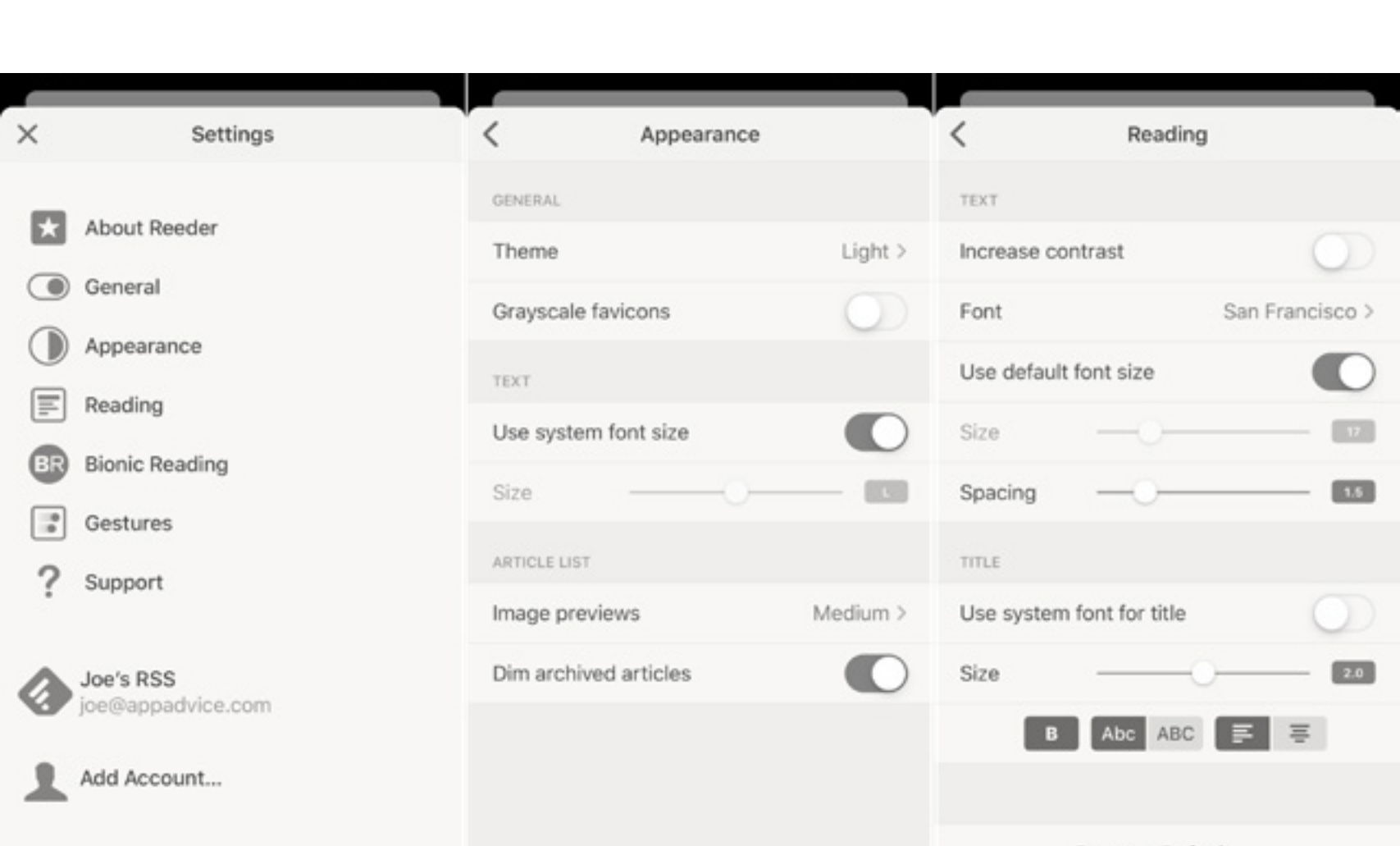

A comprehensive array of customization options are available

Though, if you want to go all-in, you can also manually subscribe to feeds within the app.

So there you have it. The app easily justifies its $5/£5 price tag and is well worth the download. If you're an established RSS user or looking to consume news in a new, more refined way, look no further than Reeder 4. It's our favorite RSS client for iOS. ■

VERDICT

Elegant and refined RSS client for iOS

THE GOOD

Good-looking reading environment
Comprehensive customization
Bionic Reader is a nice extra

THE BAD

Nothing bad to report!

5.0 ★★★★★

DOWNLOAD

REVIEW by JON MUNDY

JUMPGRID

DEVELOPER: IAN MACLARTY
PRICE: $3/£3
SIZE: 37.9 MB
VERSION: 1.2.3
PLATFORM: IPHONE & IPAD

Intense dot-gobbling action

Videogames have had us dodging through narrow virtual streets and gobbling up dots since the days of *Pac-Man*. But Jumpgrid brilliantly updates the grid-running formula for a modern mobile crowd.

If you're looking for a more up to date reference point, there's definitely something of *Crossy Road* in the way you must swipe to cross streams of deadly traffic. It's just that this particular traffic is way more abstract, and it comes from all directions.

Hop across the nodes, collecting dots

Jumpgrid plays out on a simple 3×3 grid, where you can make your craft hop from node to node with a simple swipe in one of the four cardinal directions. The idea is to collect all of the dots that are stashed across these nodes, before returning to the central exit point.

The trouble is, various shapes and configurations of blocks scroll across the screen at pace, forcing you to dodge out of the way. Thankfully, if you can see an adjacent node, you can teleport to it, even if there's an object in between you and your target. The grid also wraps around on itself, so – like *Pac-Man* – you can hop off one side to land on the other.

You can jump off one side to land on the other

This leads to a deft game of virtual hopscotch, as you tiptoe back and forth across the game grid, narrowly avoiding death and an instant restart. Indeed, the way Jumpgrid continually throws you back into the fray when you fail (which you will, many times) is all part of its relentless appeal.

Here is a game that makes it actively tough to break out of its insistent gameplay loop. Not that you'll want to. With action this slick, aided by a pounding electronic soundtrack and stylishly retro visuals, it's a joy to keep plugging away.

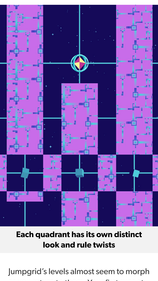

Each quadrant has its own distinct look and rule twists

Jumpgrid's levels almost seem to morph as you return to them. Your first runs at particularly tricky levels will essentially resemble those reactions tests where you have to punch the buttons as they light up. Problem-solving skills gradually enter the mix as new types of obstacles and level features manifest themselves across each quadrant.

Repeat runs, however, will call on your pattern recognition and timing skills. There's even a slight rhythmic element as you commit those gaps to memory and seek to perform your 'routine' flawlessly. It's a breathless dance for the fingers.

Infinite mode asks you to gather dots as quickly as possible

Besides the main mode, you also get an endless mode that rewards quickly getting to each randomly spawning dot, as well as a speedrun mode that's even more about clinical speed.

There's an inevitable sense of grind and repetition to Jumpgrid's gameplay, as there is with every game of this sort. But its levels flow so seamlessly from one to the next, and its core action is so satisfying, that you'll find yourself tempted back in again and again. ■

VERDICT

Thrilling merry-go-round of an arcade game

THE GOOD

Relentless flow of levels
Fluid controls and graphics
Constantly shifting gameplay

THE BAD

Inherently repetitive
Gets tricky very very quickly

4.5
★★★★½

DOWNLOAD

REVIEW by JOE WHITE

BRILL

DEVELOPER: TIGERSPIKE
PRICE: FREE (+IAP)
SIZE: 32.5 MB
VERSION: 1.5.0
PLATFORM: IPHONE & IPAD

This app can perfectly process your scruffy scrawl and sloppy speech

Brill is an iOS app that aims to bridge the real world of handwritten and dictated notes, and the digital world, where catalogs of notes can be processed, synced, and stored. Through offering accurate and fast handwriting and voice recognition, Brill makes it easier than ever for busy people to make and save notes using an iPhone or iPad.

The hook with Brill is twofold. First, the app offers a handwriting recognition feature where users can snap a picture of their handwritten notes, and the app will convert these notes into digital text. Compared with other services we've looked at, like Pen to Print and Evernote, Brill works, well, brilliantly. It can perfectly capture and digitize notes which have been written at speed, in your scruffiest scrawl.

The only downside here is that the process of actually snapping a picture of your notes isn't as streamlined as it could be – compared with the scanning app Scanbot, where the image capture happens automatically, Brill feels a little slow and sluggish.

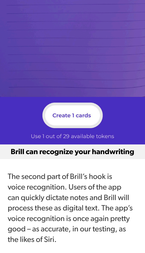

Create 1 cards

Use 1 out of 29 available tokens

Brill can recognize your handwriting

The second part of Brill's hook is voice recognition. Users of the app can quickly dictate notes and Brill will process these as digital text. The app's voice recognition is once again pretty good – as accurate, in our testing, as the likes of Siri.

The process of dictating notes is also fairly streamlined: the app lets users hold a finger on a microphone and speak into the app, before releasing your finger to finish the dictated note. You can also dictate notes using the Brill app on watchOS, and in our testing, this also worked well.

Brill's voice recognition works great on the Apple Watch

When you make a note in Brill, that note is stored as a "card" inside a chosen folder. Cards are then layered on top of one another within your separate folders and can be tagged using a word or color. In this respect, Brill offers a degree of note management, although some users may wish to export their notes out of Brill and into a dedicated filesystem, like the Files app, for instance.

The good news here is that Brill allows users to export their notes as plain text or as a CSV file, meaning Brill can effectively be used as the "middle man" in a note-capture process. Given the power of Brill's handwriting recognition, many users may wish to use the app in this way. There's also support for exporting to Trello, although for other apps and services, you'll need to go through the iOS sharing menu.

Brill offers smart note management features (like colors and tags), but some users may still want to house their digitized notes elsewhere

While Brill is free to download, its handwriting recognition requires the use of pay-as-you-go tokens which need to be topped up. Processing one photo costs a token, and 30 are included with the app download. This should give users long enough to decide whether Brill can fit into their workflows or not. IAPs for extra tokens start at $3/£3 for an additional 40 and rise to $10/£10 for an extra 150.



28 Tokens Left

Buy tokens to capture more notes from photos

Starter 40 Brill Tokens	£2.99
Standard 70 Brill Tokens	£4.99
Pro 150 Brill Tokens	£9.99

Brill is free to try, but to keep on using the app's handwriting recognition service you'll need to spend some cash via an IAP

Whether Brill is the right app for you will depend on your own workflows for making and taking notes. If you're looking to digitize handwritten scribbles, look no further: the accuracy of Brill's handwriting recognition is outstanding. And incorporating voice recognition into the app is a nice addition. What's great here is that exporting digitized notes out of the app is relatively hassle-free, meaning Brill could be the perfect addition to a pre-existing setup. ■

VERDICT

Versatile note-taker

THE GOOD

Excellent handwriting recognition
Voice recognition to rival Siri
Ability to easily export notes

THE BAD

Limited note management
Expensive for heavy use

4.0 ★★★★☆

DOWNLOAD

REVIEW by ANDY PRICE

COSM

DEVELOPER: STUDIO AMPLIFY
PRICE: $3/£3
SIZE: 217 MB
VERSION: 1.0
PLATFORM: IPHONE & IPAD

An intoxicatingly strange narrative card game that thrives on adversity

The iPhone has quickly become one of the most important tools in our lives, from listening to music, to journaling, to managing our health. Cosm is an app that brings all three together, allowing you to create your own relaxing soundscapes to help with things like anxiety and stress.

Tap to create layers of sounds

On opening the app, you're invited to start moving through various sounds, each with their own suitably calming names like "sutra", or "hatha", before using your finger to tap and drag on your device's screen to trigger layers of sounds. Move between the available sounds, edit their pitch or scale, and add one on top of the other.

On the surface, this app reminds us a lot of the Brian Eno produced-app Bloom, which does something very similar, with a design and sound library that's quintessential Eno. That app was more an exploration in ambience than sound design, whereas Cosm has taken the basic concept and directly retargeted it on mental health.

In fact, the developers directly reference Eno's app as an influence on their iTunes page.



The app subtly prompts you to reflect on your soundscape

What sets it apart is the aforementioned journalling element. As you add layers, the app provides messaging advising you to think about how the sounds are making you feel. Once you've finished your session, you can save it, where it asks you to name the soundscape, but also add notes about how you reacted to today's particular sounds. Then, next time you're after something specific – say, to help you feel calm, or focused, or happy – you can simply find something you've created before and quickly fire it up.

The art design is decent: more modern, but less interesting than its contemporary, Brian Eno's Bloom

So, that's the skinny. But how does it fair to other apps of its ilk? Well, to continue the Eno comparison at this point is largely unnecessary. Put simply, our view is that sound-wise it doesn't quite reach the complex depths of Bloom, but it's sounds are at least more familiar in terms of relaxation ambiance. In terms of other health-focused music apps, Cosm does much better, thanks to its focus on saving soundscapes by feeling.

The journaling feature is strong – add notes about how the soundscape made you feel to listen later

In terms of the sounds themselves, they're relatively subtle. There are wave-like sounds, tinkling notes, and random scrapes and dings. There's plenty there – 30 different sounds in fact, but the most frustrating thing is that not only are the sounds not in alphabetical order, you have to scroll through them manually, rather than access a list. If you liked a sound, moved on to the next, then wished to go back, you'd have to remember its name, tap 29 times, and hope you don't miss the one you were after. Admittedly, it's simple – but it's not exactly user-friendly.



The app saves the list of your work for later access

As for creating soundscapes we were happy with – it's not an easy task, and it's why other apps that do this for you are so valuable. Cosm would be great if it had a few examples, because often we wanted to create a soundscape that made us feel a certain way and failed miserably. However, it's personalization approach makes it unique and as long as you're willing to put the time in to play around and enjoy a more reactive approach, then Cosm is a great investment. ■

VERDICT

Great, personalized soundscape creation

THE GOOD

A decent amount of sounds
The journaling element is nice
Musicians can export the sounds

THE BAD

No easy access to list of sounds
Creating specific styles is hard

4.0 ★★★★☆

DOWNLOAD



THE GARDENS BETWEEN

PRICE: $5/£5
SIZE: 747 MB **VERSION:** 1.01

This breathtakingly beautiful puzzler has you manipulating time to guide a pair of young friends through a magically flooded world. The game features a tactile control system that sees you physically scrubbing through segments of time with a touch and drag motion. It might be a port, but The Gardens Between looks and feels like a perfectly natural fit for mobile, and it could well be your next obsession. ■

DOWNLOAD

WALKING BY GETFIT

PRICE: FREE (+subscription)
SIZE: 76.1 MB **VERSION:** 1.0

This third effort from GetFit Apps is geared around low-impact exercise plans, but it promises similar results to the most strenuous HIIT routine. You can choose from four unique 12-week personalized plans that will fit around your schedule, and there are brief audio instructions to guide you every step of the way. All in all, it looks to be the ideal exercise app for those who don't really exercise. ■

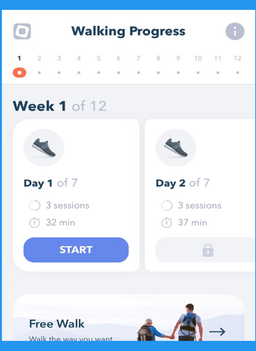

DOWNLOAD

MEALS

PRICE: FREE (+subscription)
SIZE: 33.1 MB **VERSION:** 1.0.1

Want to lose weight even without the exercise suggested by the previous app? *Meals* is a diet app that might actually stand a chance of helping you lose weight, courtesy of its clean presentation, intuitive nature, and game-like achievements. It starts by offering a brief quiz to determine the perfect diet for your specific wants and needs. Then it'll offer up thousands of healthy recipes, complete with a full nutritional breakdown, for you to save to your Me folder. ■

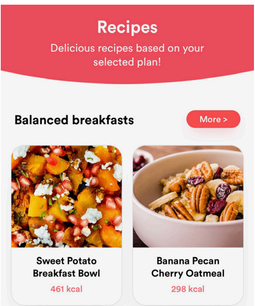

DOWNLOAD

iOS 13 Wishlist

13 changes we'd like to see announced at WWDC in June

by CRAIG GRANNELL

From 3–7 June, the 2019 Apple Worldwide Developers Conference (WWDC) will take place in California. Every year, Apple provides an indication of where it next intends to take its operating systems.

Your iPhone and iPad are already immensely capable, but we think they could do more – and in key areas, be better. Fittingly, then, here are 13 things we're hoping Apple will announce for iOS 13 at WWDC.

1. An improved Home Screen

Widgets should go beyond Today view

The iOS Home screen was designed for the original iPhone, which had one screen of first-party apps and no App Store. Especially on iPad, it now feels dated and limited. At the very least, larger devices should provide the option to display more app shortcuts. You should also be able to place widgets on a Home screen rather than just in Today view.

2. A Home indicator off switch

The Home indicator is a distraction when gaming

When the iPhone X arrived, Apple removed the Home button, ditching a decade of convention. Having a large on-screen indicator was necessary to train users into this new way of interacting with an iPhone. But the Home indicator proves to be a distraction with immersive content like digital books and games. For people comfortable with the gestures, Apple should provide a Home indicator off switch in Settings.

3. Better app installation

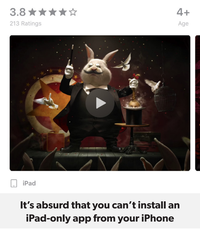

It's absurd that you can't install an iPad-only app from your iPhone

Given Apple Pay and Apple's cross-device smarts, it's odd that the company only lets you install apps on the device you're currently using. We hope iOS 13 will let you buy and install an iPad-only app from your iPhone, and buy/install apps/games from App Store Preview in a browser. You should also be able to uninstall apps more easily, such as from the App Store Updates tab.

4. Multiple user profiles

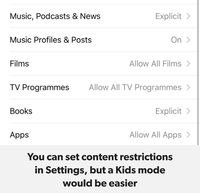

You can set content restrictions in Settings, but a Kids mode would be easier

We understand Apple thinks iOS devices are inherently personal, and everyone should own several – but we're not all made of money. iPad, in particular, feels like a device that can – and should – be shared. To that end, at the very least we should have Guest and Kids modes – but multiple user accounts would also be very welcome.

5. Two-up views for all apps

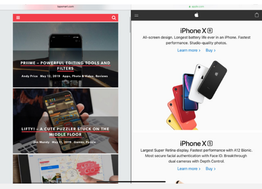

All apps should have their own Split View

Modern iPads offer Split View – the means to place two apps next to each other, for reference or drag-and-drop. But on the desktop, it's commonplace to have two windows from the same app open. On iPad, Safari offers this functionality, but Apple should open this up to all apps, thereby boosting productivity. (We wouldn't say no to Split View on 'Max' iPhones either…)

6. Pointer support for iPad

Apple Pencil is great, but pointer support would boost productivity and ergonomics

In saying it'd be good to have mouse/trackpad support for iPad, we don't believe the device should inherently by default be more like a laptop. But from an ergonomic standpoint, extended use should find your iPad on a stand, level with your eyes – at which point a touchscreen becomes unwieldy for interaction. So an option to select content and interact with apps using a cursor is a must.

7. New undo/redo gestures

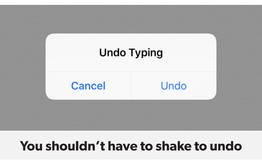

You shouldn't have to shake to undo

In the early days of iPhone, it was cute when you discovered undo was triggered by shaking your device – for about ten seconds, after which point it became an irritant. Now, it's ridiculous, especially when shaking a massive iPad Pro to erase an error. Apple acknowledges this by adding undo/redo buttons to the iPad keyboard, but a new iOS gestural system would be preferable.

8. More Do Not Disturb controls

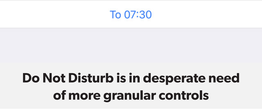

Do Not Disturb is in desperate need of more granular controls

Apple's Do Not Disturb is a great way to stop devices from bugging you during user-defined hours. But unlike Screen Time – which allows you to customize settings for individual days – DND is all or nothing. Many people have schedules that vary considerably, and this feature should therefore be able to adapt to your life – rather than you having to adapt to it.

9. Bring back Game Center

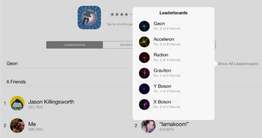

Here's Game Center a few years back – including friends lists for high score tables

We were surprised when Apple announced Apple Arcade, an upcoming premium gaming subscription service. But if this is the start of a major gaming push from Apple, Game Center must be resurrected. Currently, it's limited to assisting in setting up multiplayer matches. It should again at a minimum allow you to create and customize a friends list, for games with challenges and high-score tables – not least because many now use the horrors of Facebook for such things.

10. Expand where Files can go

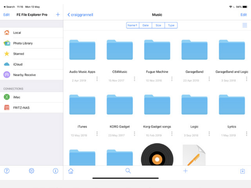

FE File Explorer Pro is great, but Apple's Files should let you get at network drives

Files represented a revolution in document management for iOS devices – but it still falls short in two key areas. If you need to access content on local networks (such as on your PC or Mac), you need a third-party app. Also, the new iPad Pros have a USB-C port, but Files cannot interact with connected USB-C storage drives, which seems ludicrous. Fix it, Apple!

11. Offline Apple Maps

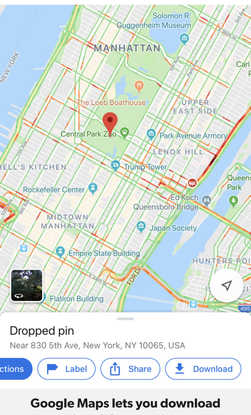

Google Maps lets you download maps for offline use. Come on, Apple – allow the same!

For a few years now, Google Maps has made it simple to save maps for offline navigation. This means even if you lack an internet connection, you can still enjoy turn-by-turn directions whether driving about somewhere new, or hiking in the wilderness. Apple Maps comparatively lags, requiring you to be online to work – and that needs to change.

12. A pro Camera app

We could do with more pro-oriented controls in Camera

Despite the title of this item, it's not so much a pro app that we'd like to see from Apple, but more pro options in the existing app. The relative simplicity and elegance of Apple's Camera is a good thing for newcomers, but with the sheer power iOS device cameras provide, it'd be great if Apple's own app would offer high-end options for making your snaps the best they can possibly be.

13. Magical notifications

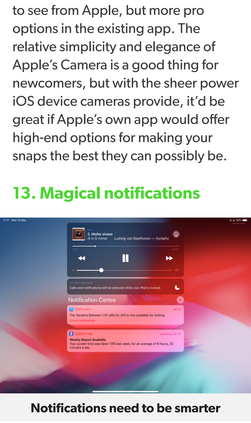

Notifications need to be smarter

Right now, notifications on iOS are anything but magical when you've multiple devices. One comes in, and you're barraged by devices going 'ping.' Surely, it can't be beyond Apple to figure out which one is being used, and silence the others? Similarly, better notifications sync across devices would be good – we're distracted enough without heading to a different device and having to wade through items we've already dealt with. ■

HOW-TO

Four great tips for the *YouTube* app

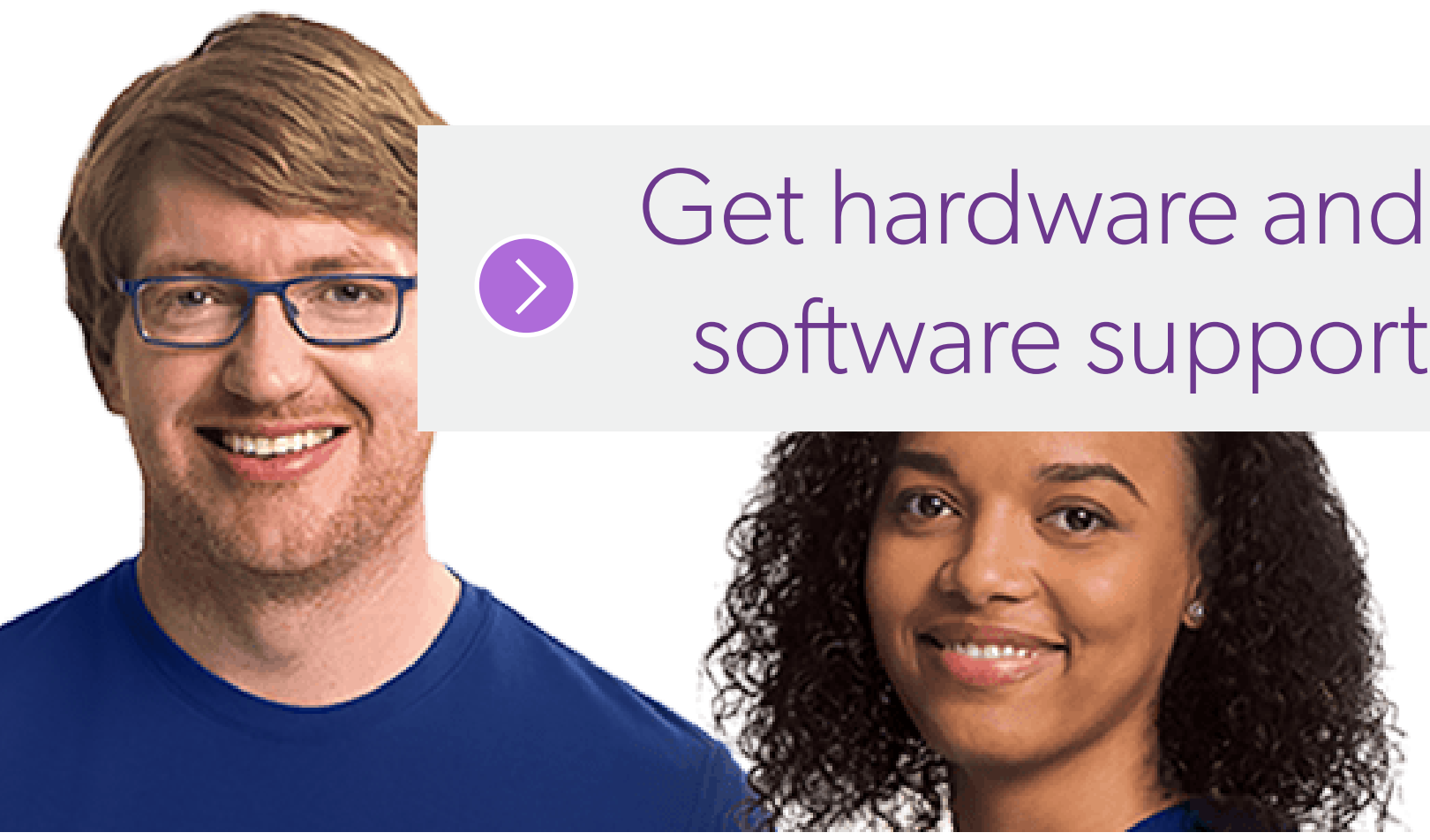

Get hardware and software support

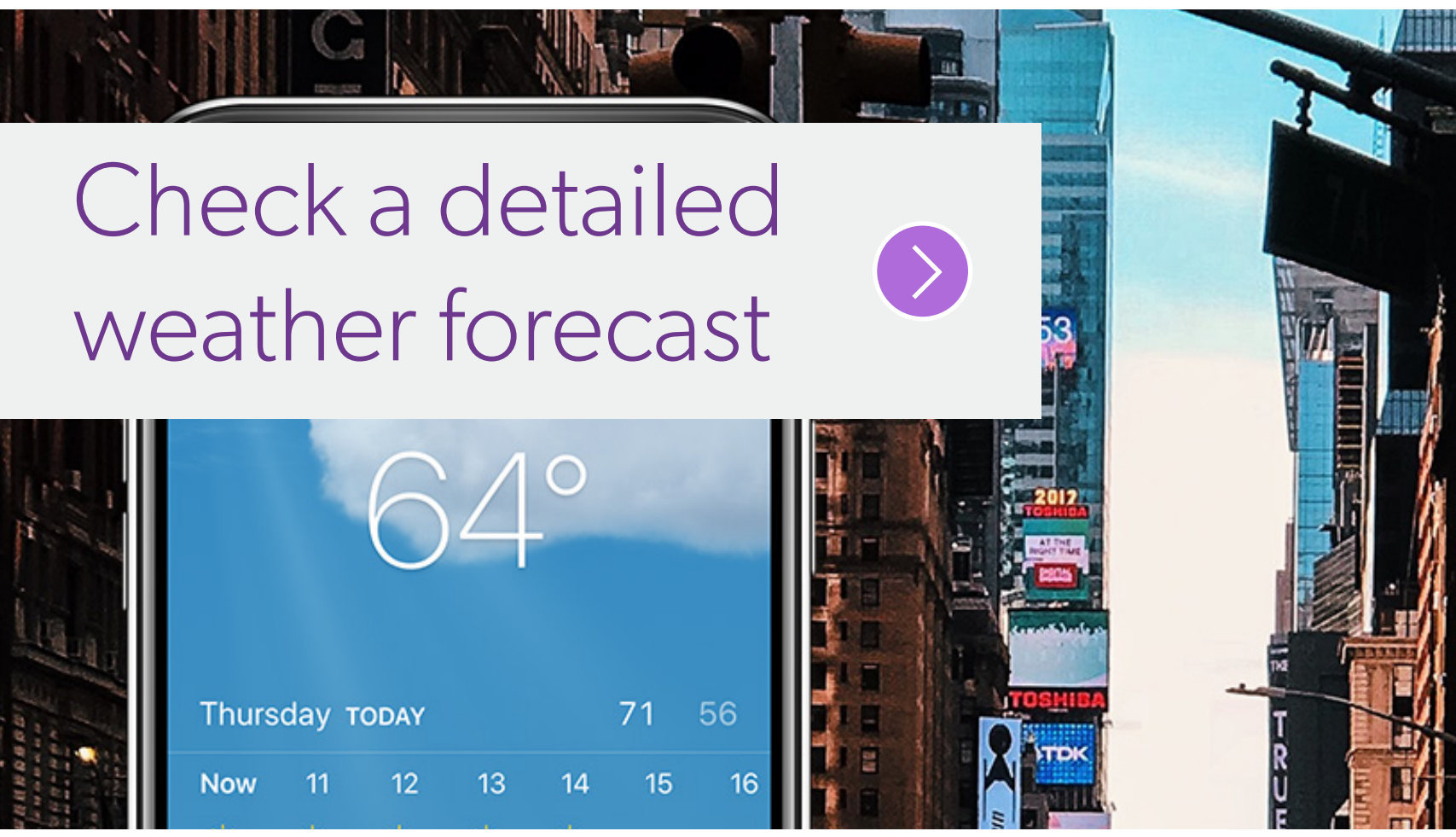

Check a detailed weather forecast

PLUS

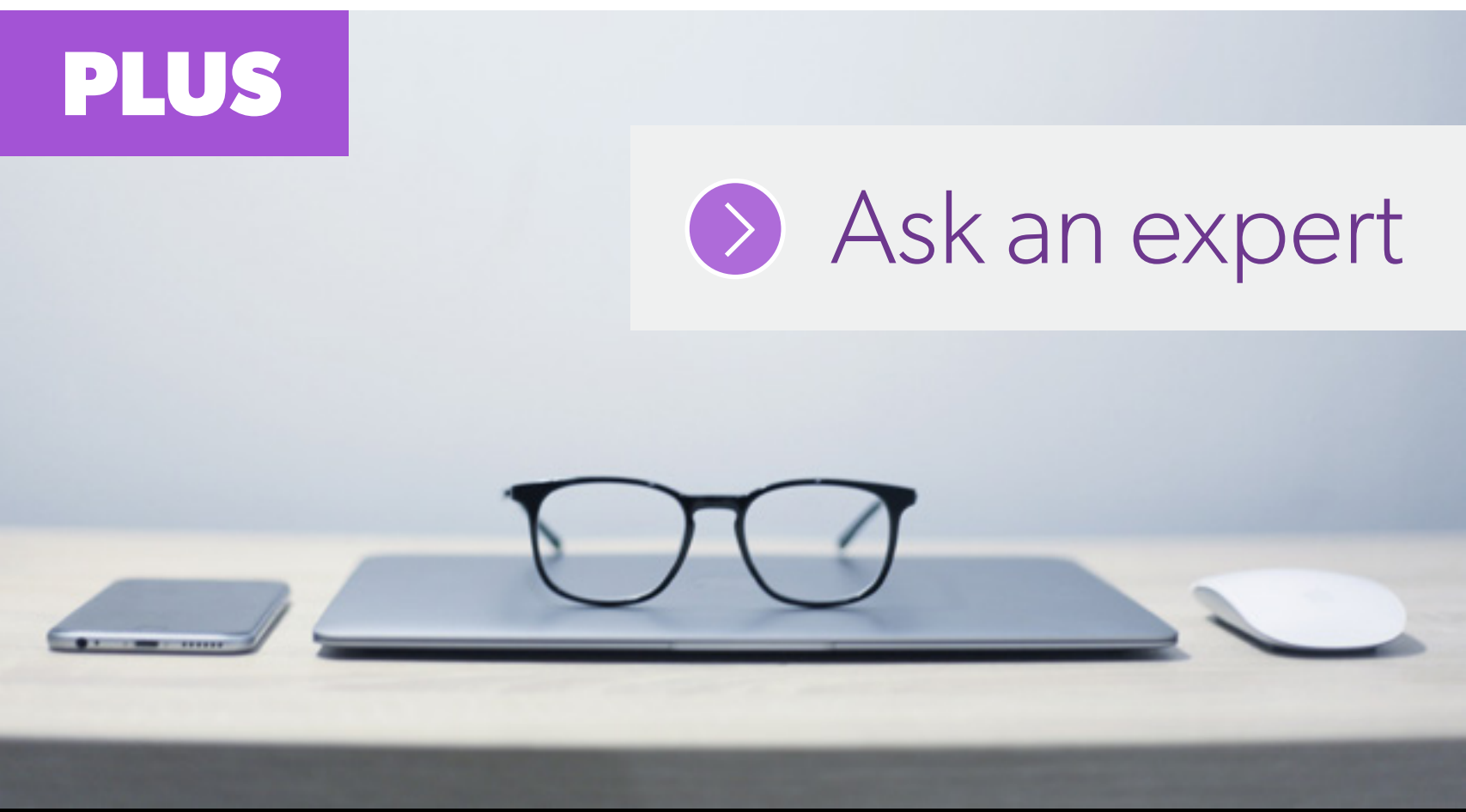

Ask an expert

9 YouTube Tips

Improve your mobile viewing experience

YouTube has pretty much become a byword for short-form online video. If you stream any amount of embedded video content on your iPhone or iPad, the chances are you're a YouTube user.

Despite the ubiquity of Google's video subsidiary, however, there's a great deal of value in using the dedicated YouTube app. Especially if you make use of these tips and tricks.

YOUTUBE

Browse while you watch

You can keep a YouTube video playing in a thumbnail while you cue up the next one. Simply drag down from the playing video in portrait mode, and it'll shrink to the bottom of the screen without pausing.

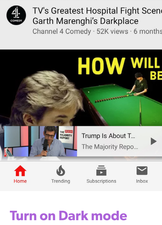

Turn on Dark mode

Do you find YouTube's whiter theme a little harsh on the eyes? Switch to dark mode by tapping your account picture, entering **Settings**, and flicking the Dark theme toggle.

Use Inbox and Notifications

Are you making the most of the Inbox? It contains all of the notifications you've received about your subscriptions and recommended videos. Head to **Settings** > **Notifications** to fine tune those notifications.

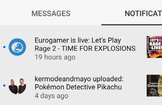

Change the video quality

You can adjust the resolution of individual videos while playing by tapping the top right settings button and selecting the top **Quality** option. Choose from the following resolutions, but note that higher resolutions require more data and faster internet speeds.

Watch videos incognito

Want to watch a video without it registering on your account or influencing your recommendations? Enter Incognito mode by tapping on your account image, then hitting **Turn on Incognito**. Tap the **Incognito** icon to sign back into your account.

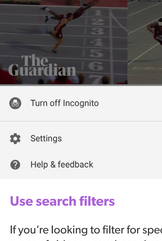

Use search filters

If you're looking to filter for specific types of videos – say those that are under four minutes long or recorded in 4K – just initiate a regular search and tap the **slider** icon in the top right.

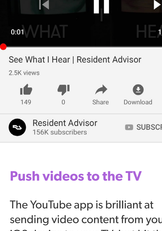

Push videos to the TV

The YouTube app is brilliant at sending video content from your iOS device to your TV. Just hit the **TV broadcast** icon at the top of any video, and the app will seek out and broadcast to any Smart TV, games console, or set-top-box on the same Wi-Fi network.

Clear watch history

Fed up of Google's recommendation algorithms pushing a certain type of video your way? Enter **your account** > **Settings** and tap **Clear watch history** to reset those video recommendations. Alternatively, tap **Manage all activity** to delete individual items from your history.

Restricted mode for kids

Want to screen out mature content before handing your phone over to a kid? Enter **your account** > **Settings** and flick the **Restricted Mode** toggle. ■

Apple Support 101

What to do if you need hardware or software help

Apple has some solid customer service, from its in-store Genius Bars to its 24/7 technical support lines. However, it's not always clear exactly which type of support you need, how to access it, and – most importantly – what's free and what isn't.

On that last sentiment, we've decided to split this guide into two parts. What free support Apple offers, and what you can access under its paid AppleCare program.

Let's start with the good stuff.

What free support does Apple offer?

Apple support can generally be split between hardware (iPhones, iPads, MacBooks, etc.) and software (the apps and operating systems on those devices).



Hardware support

For hardware issues, a great first point of call – and one Apple is usually keen to point you toward – is the Genius Bar. The Genius Bar is an area of its physical retail store where you can speak and interact directly with an Apple 'Genius'. These are trained employees with extensive knowledge of their products.

They can advise you on how to use the device, but more importantly, whether it needs fixing, how it might need fixing, and how much it'll cost.

This analysis and booking is free, and while you can technically drop in and see someone at quiet times, it's almost always sensible to book an appointment.

While Apple Store's are fairly prevalent, if you live outside a major city, you're generally out of luck accessing this level of support, unless you're willing to travel.

However, Apple also allows you to post a device in for repair and will help you organize postage too. It won't be a fast turnaround, but they will send you a box to post your device back to them in.

Book into a Genius Bar, or organize posting a device for repair

Cost-wise, Apple repairs aren't cheap, but you'll know they're under warranty and are official. To access repair costs, head to the link below and select your device and type of repair from the options.

Find Apple repair costs

Apple isn't the only one that can fix your device. While some unauthorized repairers will do your repair on the cheap, Apple is not fond of this approach so be aware it can void your warranty. However, it does authorize resellers to sell and fix its products – but pricing from these stores is generally very similar. That said, an authorised reseller is a great option if you don't live near an official Apple Store.

Access a list of authorized Apple resellers near you

Software support

When it comes to software issues, Apple provides phone and online services that might help you diagnose the problem prior to or instead of a face-to-face diagnosis.

The best approach is to visit Apple's support pages and select your device and issue and it will provide details on how to contact, whether via phone, online chat, or email.

Visit Apple's support pages

Finally, any issue you have – particularly software-related – another user is likely to have had before. Apple's community support pages are a great resource where you can search for your issue, find out if someone else has faced a similar issue, and see if they've resolved it with support from the community.

Apple's community support forums

What is AppleCare and do you need it?

Most Apple products come with a 12-month warranty and 90 days complimentary technical support. However, this can be extended with AppleCare.



AppleCare can be added at the point of purchase – either online or instore – or, depending on where you are based, AppleCare can either be added within the initial 12-monthh warranty, or AppleCare+ can be added within 60 days of purchase.

Visit Apple's AppleCare page and sign in to your Apple ID to see your AppleCare options

Benefits and cost of care vary by region, but generally you can access more support and free repairs, for longer, or access discounts on certain repairs. If you need a serious repair it could end up saving you a lot of money, but with Apple's free support covering so much, you may decide it's not worth the cost. ■

Weathering heights

Get the most out of Apple's basic *Weather* app

There are a ton of Weather apps on the App Store, and plenty of them are excellent. But for many people, the extra detail and features of those third-party beasts are overkill – why get another app when Apple's built-in Weather works just fine?

In truth, there are only a handful of forecasting services providing the data behind the scenes, and which is best will vary based on where in the world you live. But The Weather Channel feed that powers the iOS Weather app is pretty reliable, and the app itself is more competent than people give it credit for.

So instead of upgrading, here are a few tips to make sure you're getting the most from your existing weather forecasts app.

24-hour forecasts

Weather's interface is pretty straightforward, but you'd be surprised how many users don't realize you can swipe the hourly forecast right-to-left to uncover a full day's worth of weather predictions.

These are much more detailed than the day-by-day breakdown, even offering the percentage chance of rain for any given hour, and the exact minute of sunrise and sunset at your given location.

Further details

Simplicity is key in the app's main view, but a quick swipe to scroll down the page will reveal all kinds of additional information.

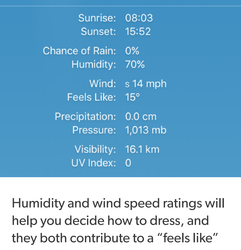

Humidity and wind speed ratings will help you decide how to dress, and they both contribute to a "feels like" temperature that is often more useful than the actual temperature. Those so inclined will also find scores for pressure, visibility, UV, and even air quality.

Location, location, location

By default, the app will focus on your current location in its main view. But if you travel often, or have relatives across the globe, you can add several more cities to the app and side-swipe between them at will.

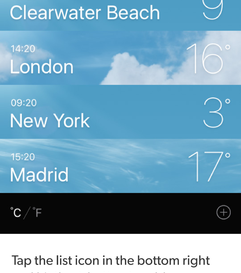

Tap the list icon in the bottom right and hit the + button to add a new location to the list. To remove an entry, swipe across it from right to left and then tap the Delete option.

Bonus: this view is also where you'll find the toggle to switch between Fahrenheit and Celcius measurements. ■



Ask an expert

Your questions answered

No time to drop into the Apple Store and ask the Genius Bar for help with your iPhone? Maybe our resident expert could help instead!

If you have a question, send it to **swipe-ideas@intelligenti.com** and we may include the answer in the next issue of Swipe!

Q Is it possible to see a list of the AutoFill info saved in Safari?
- *Marla*

Safari saves all kinds of information to make life easier when browsing the web. Passwords, addresses, credit card numbers, all there at the tap of a button to save your fallible human brain having to memorize too much, and to save your typing fingers from too much work.

AutoFill is very handy! But what if the information needs updating? What if you want to access it manually outside of Safari? What if you want to cut down on the personal info saved to iCloud?

Luckily, you can view and amend all this data easily from the ***Settings*** app. Open it and scroll down to **Safari**. Tap that, and then find the **AutoFill** section.

Here, you can change the **Contact Info** used to fill out your name, email, address, and phone number.

You can also see all the credit card details stored for use in Safari – though you'll need to prove your identity with Touch ID or Face ID to access that section. When you reach the list of credit cards, tap any one and press **Edit**. Here you can amend the details if they're wrong, or even choose **Delete Credit Card**.

Finally, you can amend passwords in a similar way from ***Settings*** > **Safari** > **Passwords**.

Now turn the page to see what's in your next issue of Swipe

SWIPE

iPhone mag

NEWS • REVIEWS • TIPS

In your next packed issue...



Reviews

Stay informed on the latest and greatest apps and games for iOS

Features & Roundups

- Using apps to stay productive at work
- Ethical alternatives to popular apps
- Complete guide to Keynote presentations

Latest news

Catch up on all the most recent news from the world of Apple and iPhone

Liked This?

Tap **here** to review us on the App Store so we can continue to bring you more useful advice and tips

Keep in contact...

Like us on **Facebook**

Follow us on **Twitter**

Send us an **Email**