

# LESSON OF THE WEEK FOR AUGUST 6TH, 2015


## 4:3 POLYRHYTHM

THIS POLYRHYTHM IS BASICALLY HALF NOTE TRIPLETS OVER A QUARTER-NOTE PULSE.  
IT CREATES THE FEELING OF THE MUSIC BEING IN EITHER 4/4 AND 3/4 SIMULTANEOUSLY

IT ALL BEGINS WITH 1/8TH NOTE TRIPLETS...



RESTING ON EVERY OTHER TRIPLET CREATES 1/4 NOTE TRIPLETS FOR A 6 OVER 4 POLYRHYTHM...




RESTING ON EVERY OTHER 1/4 NOTE TRIPLET CREATES HALF NOTE TRIPLETS FOR A 3:4 POLYRHYTHM...




PRACTICE COUNTING IT IN THREE OR FOUR. REPEAT EACH MEASURE 8X THEN SWITCH, THEN 4X, THEN 2X, THEN BACK TO BACK...



PLAY 3:4 THEN 4:3. REPEAT EACH MEASURE 8X THEN SWITCH. THEN 4X, THEN 2X, THEN BACK TO BACK...



THE POLYRHYTHMS CAN BE SUBDIVIDED. THIS IS 3:4. COUNT 1 TRIP LET 2 AND 3 E AND AH...



THESE ARE 4:3. SAME RHYTHM..DIFFERENT TIME SIGNATURE AND NOTE GROUPINGS. IT'S JUST MATH!!



FOR A COMPLETE STUDY ON ALL POLYRHYTHMS GRAB A COPY OF ADVANCED RHYTHMS...