


# LESSON OF THE WEEK FOR APRIL 19TH, 2015


## RIDE AND FOOT HI-HAT VARIATIONS FOR GROOVES.

BY TAKING ANY ROCK, FUNK, OR BLUES SNARE/BASS COMBINATION AND ADDING RIDE CYMBAL AND/OR HI-HAT FOOT VARIATIONS, DIFFERENT TEXTURES AND FEELS CAN BE PRODUCED FROM ONE BEAT...


Begin with a snare/bass groove...




Add ride...




Add foot Hi-Hat...




Substitute a ride variation...




Substitute a Hi-Hat variation...




Continue subbing ride and hi-hat variations...




Another method is to create a ride/hi-hat combo...Then add bass/snare variations...





Substitute ride/bass...




Add foot splashing technique...



Here are some ideas...



The next levels are linear concepts with the four limbs, and rhythms with foot clave...



All this and more can be found in the books, ROCK, FUNK, BLUES DRUMMING and FOOT CLAVE..