







Episode 11: Life goes on.

Here are some activities connected to Episode 11.

Asker would love to see what you can create.  
Please feel free to share pictures of your work on #askernaturegirl

	Activities	Helpful links
1.	<p>In this episode the ash is laying on the ground and his leaves have fallen all around.</p> <p>Have a go at making a leaf animal. Use real leaves or print some leaf shapes out. You could make you picture outside and take a photograph of it or use glue to stick the leaves in place. Which animals will you choose?</p>	<div style="display: flex; justify-content: space-around;">   </div> <p>Leaf animals <a href="https://www.youtube.com/watch?v=lyNMwIZuUU">https://www.youtube.com/watch?v=lyNMwIZuUU</a></p> <p>Leaf owl. More advanced. <a href="https://www.youtube.com/watch?v=VyFR3d6vXc4">https://www.youtube.com/watch?v=VyFR3d6vXc4</a></p>
2.	<p>Fox, Squirrel and Magpie cook for Asker when she feels sad.</p> <p>Have a go at some Norwegian recipes.</p> <p>Remember to ask an adult to help you.</p>	<p><a href="https://www.allrecipes.com/recipes/1891/world-cuisine/european/scandinavian/norwegian/">https://www.allrecipes.com/recipes/1891/world-cuisine/european/scandinavian/norwegian/</a></p> 
3.	<p>At the end of episode 11 Askers friends hum along as she plays her flute.</p> <p>Some songs don't have words. People use their voices in different ways to make sounds.</p> <p>Here are some humming songs for you to listen to. <a href="#">→</a></p>	 <p>The Humming Chorus from Madame Butterfly. <a href="https://www.youtube.com/watch?v=2Vr7poTKszY">https://www.youtube.com/watch?v=2Vr7poTKszY</a></p> <p>Humming Lullaby by Javier Navarrete <a href="https://www.youtube.com/watch?v=MkQH9rslcgg">https://www.youtube.com/watch?v=MkQH9rslcgg</a></p> 