

INVACARE®
TOILET SAFETY



Invacare® Toilet Safety Products, including raised toilet seats with and without arms, and toilet safety frames, make the bathroom a safer environment for individuals with special needs.

Invacare® Clamp-On Raised Toilet Seat Features

Model # 1300RTS

Clamp-on locking mechanism tightens easily with one hand


Attaches without tools and fits on most round bowl configurations*

Rear seat wings for more secure attachment

Contoured seat for internal rotation of hips

Ample depth of front recess makes hygiene performance more convenient

HCPCS Code: E0243



1. Tool-less assembly

2. Retail packaging



1300RTS: Clamp -On Raised Toilet Seat

Invacare® Raised Toilet Seat Features

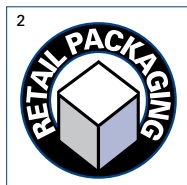

Model # 1301RTS without arms

Comfortable, contoured seat is made of easy-to-clean, durable molded composite

Recommended for use with toilet safety frame

Fits on most round bowl configurations*

HCPCS Code: E0243



1. Tool-less assembly

2. Retail packaging



1301RTS: Raised Toilet Seat

* ALWAYS make sure that the Raised Toilet Seat is securely in place and stable before each use. Although the Raised Toilet Seat is designed for use on most popular toilets, it may not work on certain unusual, elongated or artistic bowls.

All references to HCPCS codes: Providers are responsible for determining the appropriate billing codes when submitting claims to the Medicare program, and should consult an attorney or other advisor to discuss specific situations in further details.

Invacare® Raised Toilet Seat Features

Model # 1302RTS with arms

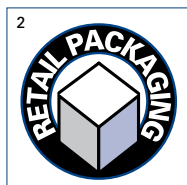

Comfortable, contoured seat is made of easy-to-clean, durable molded composite

Recommended for use with toilet safety frame

Fits on most round bowl configurations*

New adjustable locking arms

HCPCS Code: E0243



1. Tool-less assembly
2. Retail packaging



1302RTS: Raised Toilet Seat with Arms

Invacare® Toilet Safety Frame Features

Model #1392KD

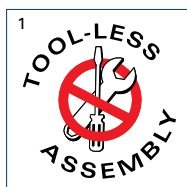
Arms fold back for cleaning and are easily removed for transfers

Armrests provide secure hand support

Frame is made of anodized, non-corrosive 1" aluminum tubing

Aluminum bracket is easy to attach

HCPCS Code: E0243



1. Tool-less assembly
2. Retail packaging



1392KD: Toilet Safety Frame

* ALWAYS make sure that the Raised Toilet Seat is securely in place and stable before each use. Although the Raised Toilet Seat is designed for use on most popular toilets, it may not work on certain unusual, elongated or artistic bowls.

All references to HCPCS codes: Providers are responsible for determining the appropriate billing codes when submitting claims to the Medicare program, and should consult an attorney or other advisor to discuss specific situations in further details.








Invacare Corporation
www.invacare.com



USA
One Invacare Way
Elyria, Ohio
44035-4190
(800) 333-6900

Canada
570 Matheson Blvd. E.,
Unit 8
Mississauga, Ontario
L4Z 4G4 Canada
(800) 668-5324

©2012
Invacare Corporation.
All rights reserved.
Trademarks are identified
by the symbols ™ and
®. All trademarks are
owned by or licensed
to Invacare Corporation
unless otherwise noted.
Specifications are subject
to change without
notification.
Form No. 10-152
Rev. 03/12
111275



Model #	 Dimensions With Arms	 Dimensions Between Arms	 Seat Dimensions	 Seat-to Arm Height	 Arm-to-Floor Height	 Weight	 Weight Capacity
1300RTS	N/A	N/A	5"x14.75"x15.5"D	N/A	N/A	3 lb. 6 oz.	300 lb.
1301RTS	N/A	N/A	5"x15.8"x16.5"D	N/A	N/A	4.5 lb.	300 lb.
1302RTS	19.5"	N/A	5"x15.8"x16.5"D	10"	N/A	5.5 lb.	300 lb.
1392KD	N/A	17.5"-20.5"	N/A	N/A	25.75"-30"	2 lb. 5 oz.	250 lb.

Model #	 Units Per Carton	 Limited Warranty
1300RTS	4	3 Years
1301RTS	2	3 Years
1302RTS	2	3 Years
1392KD	2	3 Years