

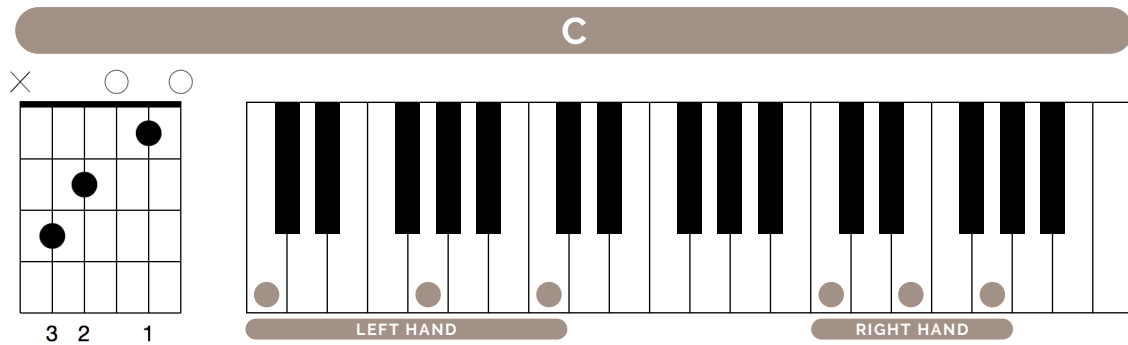


12 BEAUTIFUL CHORDS (AND HOW TO PLAY THEM)

by derik nelson

HOW THIS WORKS

The 12 chords are listed starting with the key of C and going up chromatically. Each chord includes side-by-side diagrams for both my favorite guitar voicing and piano voicing. Let's use the example below to show how the diagrams work using a standard C major chord:



As you can see, the name of the chord is listed at the top, with a guitar diagram on the left and the piano keyboard on the right. The piano keys used to make the chord are marked with dots, and the bars marked "left hand" and "right hand" indicate how the notes are split between hands.

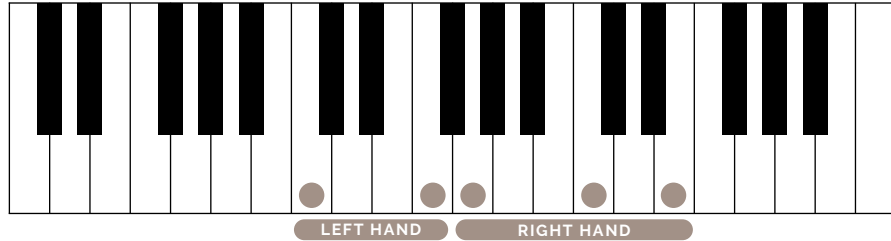
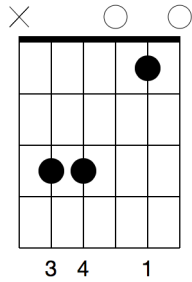
Let's take a closer look at the guitar diagram. The box you see is a common way to chart out a guitar chord. The **vertical lines are the strings** (lowest string on the left, and highest on the right, tuned E A D G B E), and the **horizontal lines are the frets**. The dots indicate which strings to press down on which frets, and the numbers below the chart are the recommended fingers to use (1=index finger, 2=middle finger, 3=ring finger, 4=pinky, T=thumb). Above the chart you will see Xs and Os. The X indicates that you must mute (or not play) the corresponding string, and the O means you should let that string ring open (DO play it).

IMPORTANT

Play what feels best. Modify or change fingerings to fit your hands. Developing your own personal playing style is more important than proper technique.

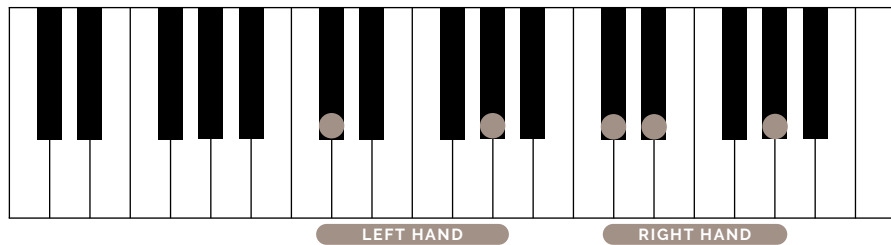
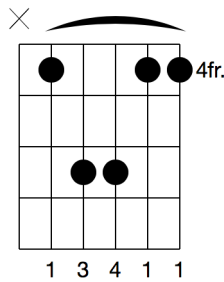
key of C

Cadd4



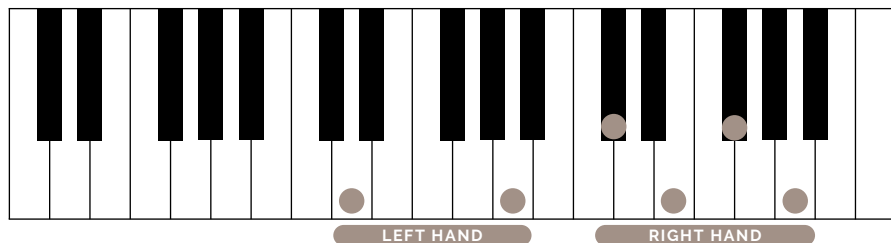
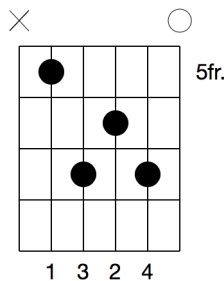
key of C#/Db

Db sus2



key of D

Dmaj9



key of D# / Eb

Ebmaj9

× ×

2 1 4 3

LEFT HAND RIGHT HAND

key of E

Eming

○ ○

1 1 3 2

LEFT HAND RIGHT HAND

key of F

Fmaj7

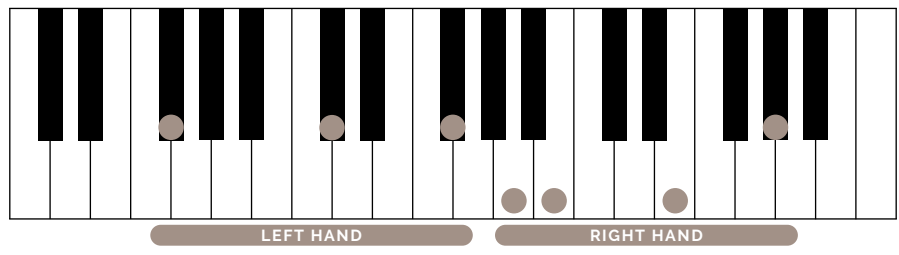
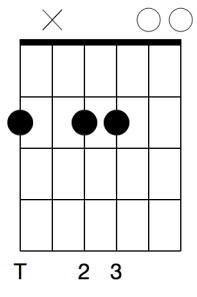
× ○

T 3 2 1

LEFT HAND RIGHT HAND

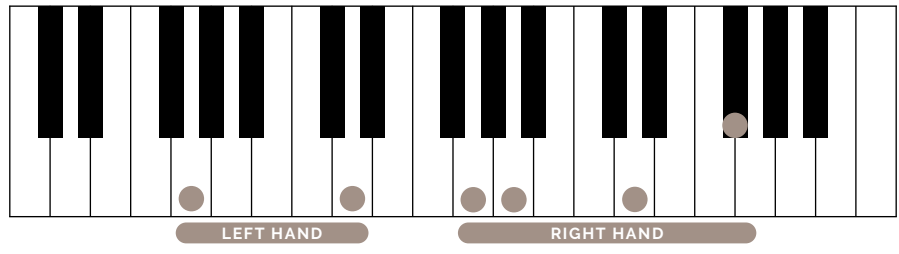
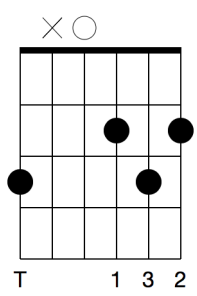
key of F#/Gb

F#min11



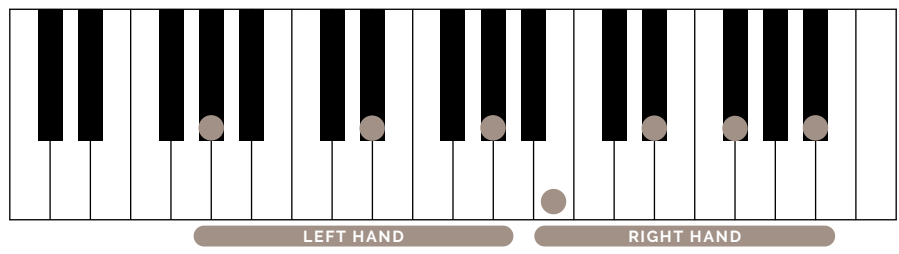
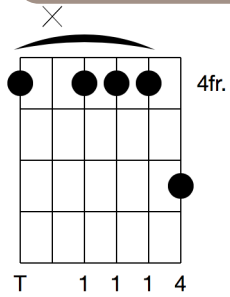
key of G

Gmaj9 (no 3)



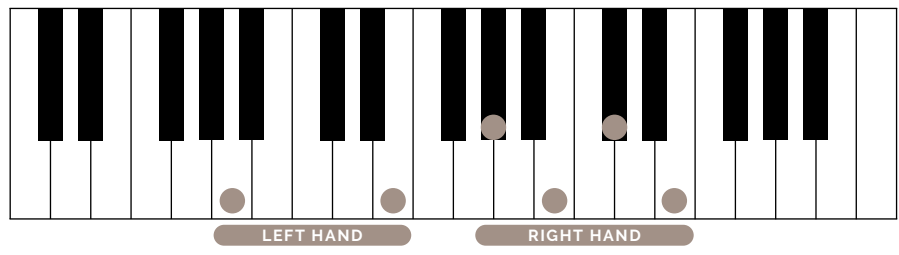
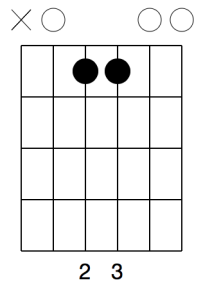
key of G#/Ab

Abm11g



key of A

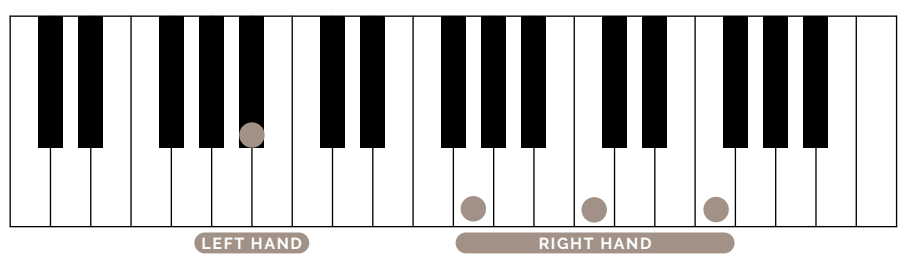
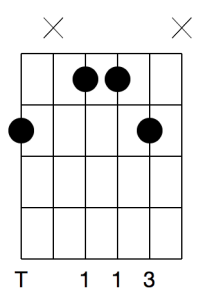
Amaj9



DID YOU KNOW?
 This **Amaj9** chord shape inspired my original song "Silver Snow." Play along if you don't believe me!

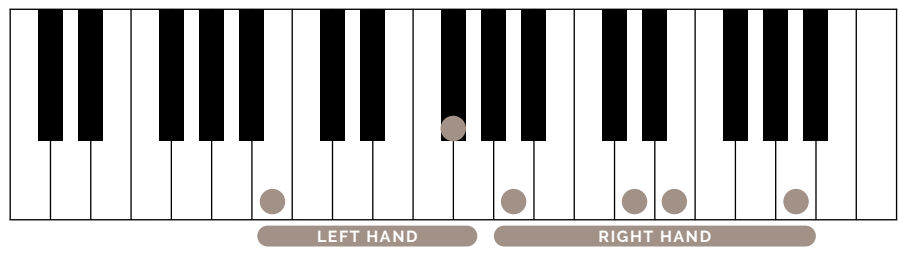
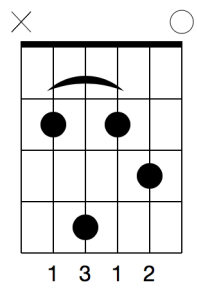
key of A#/Bb

Bb6/9



key of B

Bmin7add11



YOUR TURN

Use the blank guitar and piano diagrams below to **fill in your own** favorite chord shapes and voicings!

