

Band-In-A-Box = Lesson In A Box

By Eric Ruyle (ejruyles@gmail.com)

Aldine ISD/Lonestar College System

Band-in-a-Box is a music accompaniment software package for Windows and MacOS produced by PG Music.

This program is extremely versatile. With its ability to cover many musical concepts, it makes lesson planning easy and fun for the students.



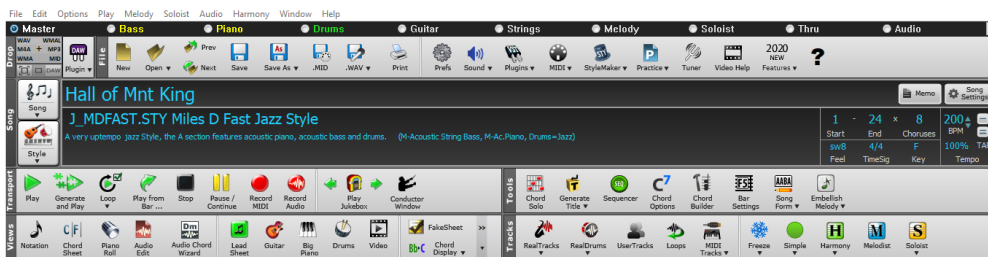
EASE OF USE

- Simple Chord Entry (do not need extensive theory knowledge)
- Styles preview, well-organized, detailed for easy searching
- Change key or tempo super easy
- Make as many repetitions as needed
- Variety of ways to save/export
- Constantly expanding style packs

The screenshot shows the Band-in-a-Box software interface. At the top, the title bar reads "Band-in-a-Box for Windows [C:\Users\Eric\Documents\BB tunes\Rhythm Song.SGU] 10:13 [Supremes Style] (100% Tempo) Bar 1b, Beat 1". Below the title bar is a menu bar with "File", "Edit", "Options", "Play", "Melody", "Soloist", "Audio", "Harmony", "Window", and "Help". A toolbar contains various icons for file operations and playback. The main window displays a chord progression for a song titled "Rhythm Song" in the key of C major (C) and 4/4 time. The progression is organized into measures, with some measures highlighted in green. The chords are: 1b: C, 2: C, 3: E7, 4: C, 5: F7, 6: C, 7: C, 8: C, 9: G7, 10: F7, 11: C, 12: G7, 13b: C, 14: C, 15: E7, 16: C, 17: F7, 18: C, 19: C, 20: C, 21: G7, 22: F7, 23: C, 24: G7, 25b: C, 26: C, 27: E7, 28: C, 29: F7, 30: C, 31: C, 32: C, 33: G7, 34: F7, 35: C, 36: G7, 37b: C, 38: C, 39: E7, 40: C.

FLEXIBILITY

- ◆ Counting Rhythms
- ◆ Form
- ◆ Tempo
- ◆ Singing games
- ◆ Recorders
- ◆ Custom Accompaniments – Programs, in class, practice
- ◆ Change balance (mixing) of instruments
- ◆ Use of Real Instruments



Counting Rhythms

- Students learning to have a steady beat in a fun way
- Start with a style that has a strong downbeat
- Tempo should be in the 80-90 range
- Simple straight eighths or sixteenth
- As the students become more comfortable use more syncopated styles such as funk
- Help demonstrate differences in Time Signatures: 2/4, 3/4, 4/4, 6/8, 12/8

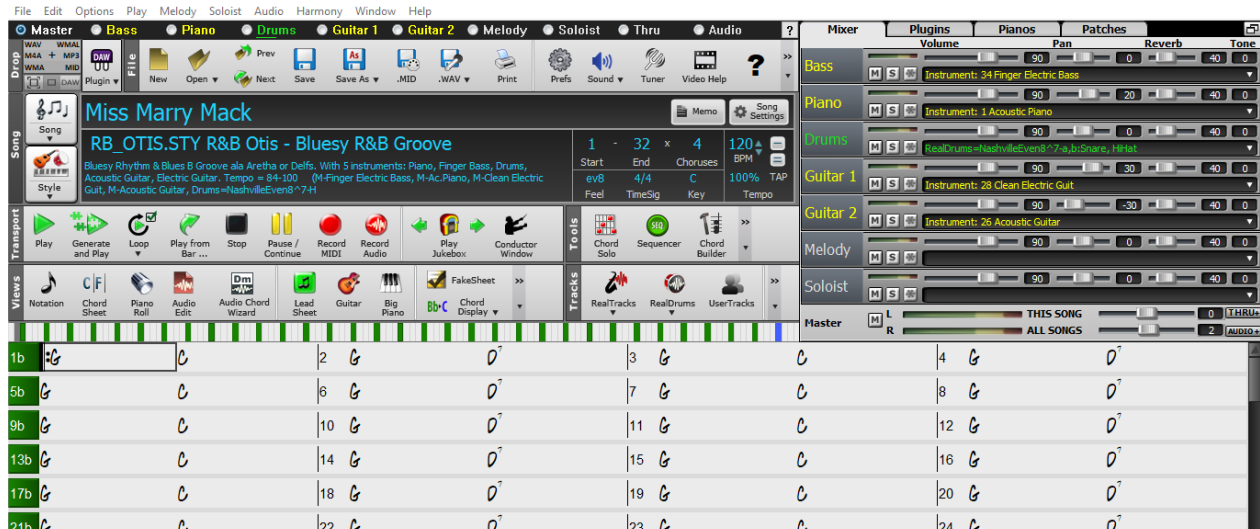
FORM

Lower grades - Use a change of chord to show form

- Simple patterns AB, ABAC, etc. with each chord 4 or 8 measures long.
- Have students march to the beat and change the direction when the chord changes
- Do movement for different sections
- Vary the style and/or tempo

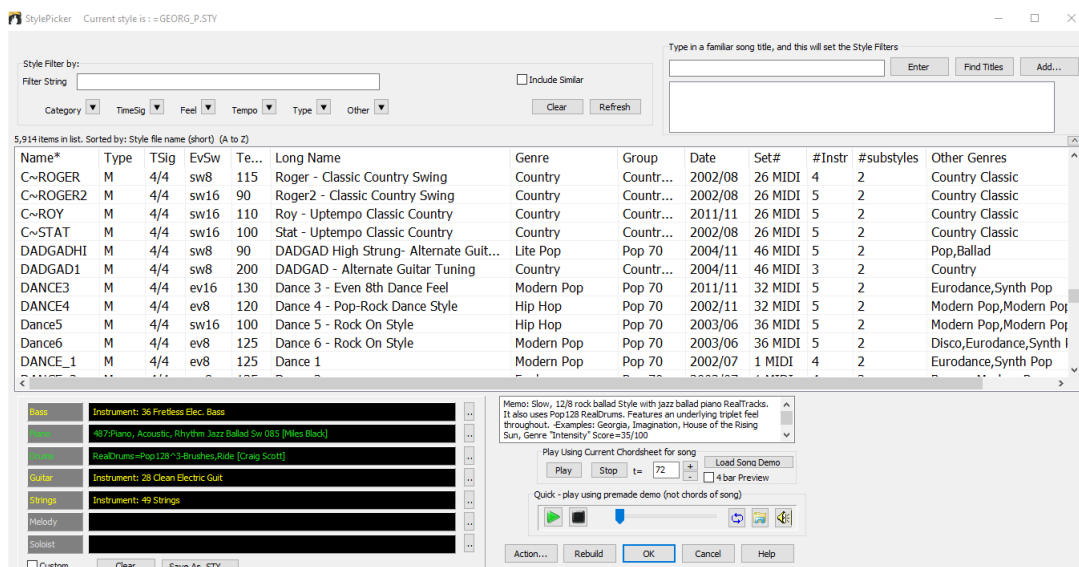
Upper Grades – Have students find one chorus (or cycle) of the progression

- Give them the form to Identify (is it AB or ABC?)
- Blues Progression
- Do movement for each section. (Identifying the different sections of the form)
- You can get advanced and change the style for each section of the form



SINGING GAMES

- Type in chords
- Select tempo – have fun with movement singing games by speeding things up/down. (Miss Mary Mack)
- Select style – switch style and have students talk about the differences (Does it feel different? Harder/easier to sing? [Irish gig, Hip Hop, Second Line, Alberti Bass, etc])



RECORDERS

- Learning to play with simple responsorial, makes it easier for them to play/count note values
- Create simple common-note progression to give the sense of movement.
- Work on the new note(s) that students are learning – change key (two clicks)
- Simple arrangement: as long/short as needed, export to Mp3 for practice at home/virtually

ACCOMPANIMENTS

- Make your own accompaniments for Programs (Christmas, Themed)
- Make new version of song for class. (Great Big House – straight/swing)
- Great for working with Orff instruments, keeps them together on the same beat. (Lower the bass/chordal instruments in the mix, leaving just the rhythm section: great for Borduns)

