

## The Right Hand



Fig. 14

In guitar music, the thumb is designated by the small letter *p*, the index finger *i*, the middle finger *m*, and the ring finger *a*. The little finger is used only for rasgueados (strums).

The initials designating the right-hand fingers come from the Spanish words.

- (p) for *pulgar* or thumb.
- (i) for *indice* or index finger.
- (m) for *media* or middle finger.
- (a) for *anular* or ring finger.



Fig. 15 The right hand is placed toward the lower end of the sound hole.



Fig. 17 From the right.

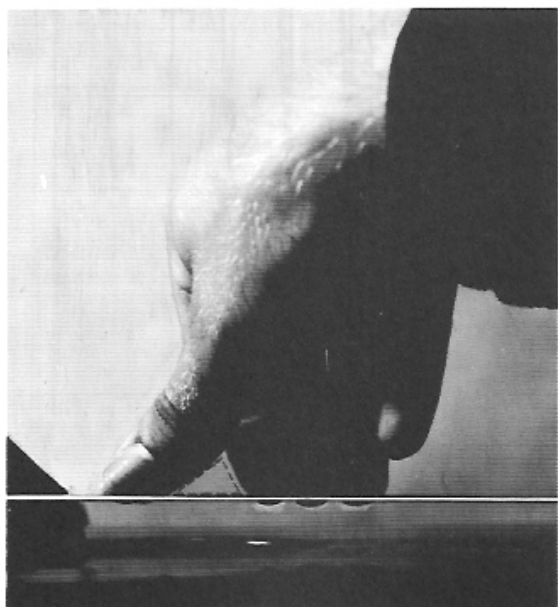


Fig. 16 Player's view. Notice the space between the thumb and the index finger.

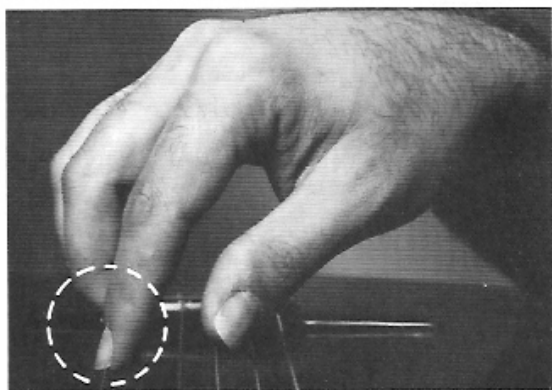


Fig. 18 From the left. The hand and forearm should be positioned so that they form a natural arch at the wrist.

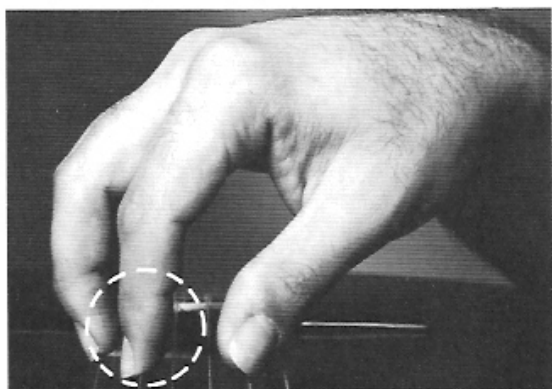
the  
r m,  
r for  
ngers



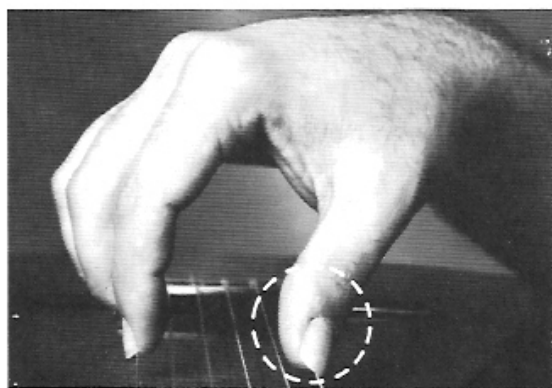
There are exceptions to the general rule of right hand placement. Movement of the right hand toward the bridge produces a thinner, more brittle tone which is sometimes desirable. Movement toward the fingerboard produces a rounder, more delicate tone. *Above*: the young Segovia obtains a softer, sweeter tone by placing his right hand directly over the sound hole.



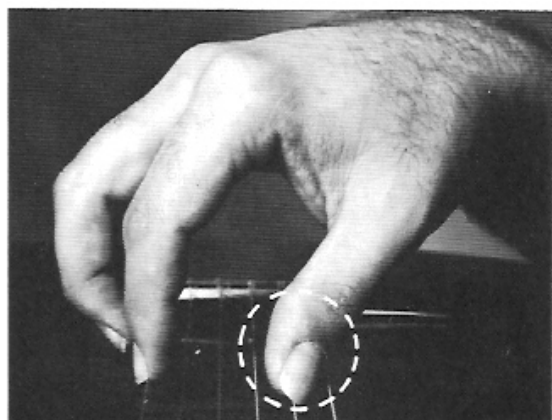
Preparation (index finger) rest stroke.



Completion (index finger) rest stroke.



Preparation (thumb) rest stroke.



Completion (thumb) rest stroke.

## Two Ways of Striking A String

There are two ways to strike a string: the rest stroke (*apoyando* in Spanish) and the free stroke (*tirando*).

### The Rest Stroke

When the right-hand fingers or thumb strike a string and are brought to rest against the adjacent string, it is called the rest stroke.

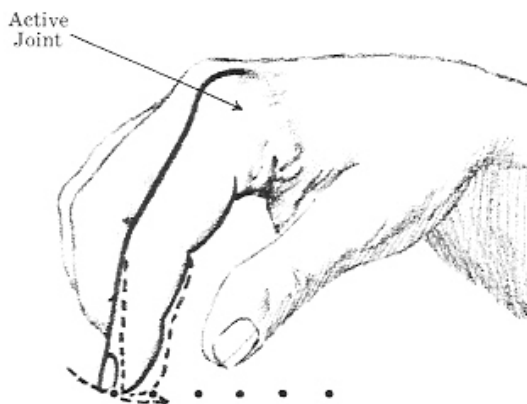
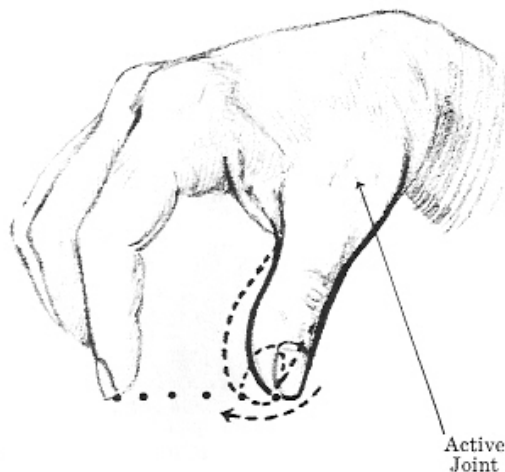


Fig. 19 Rest stroke with a finger.

The fingers are held in an almost straight position except for the *m* finger which, being the longest, bends slightly at the first joint.

The thumb strikes the string in a forward and downward movement coming to rest against the adjacent string. The thumb is only occasionally played rest stroke.



16 Fig. 20 Rest stroke with the thumb.