


# Guitar Class


## A minor and C Major scales

Douskalis

1st string




2nd string



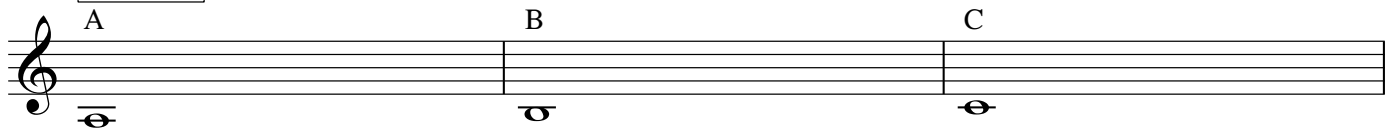
3rd string



4th string



5th string



**A minor scale**

Musical notation for the A minor scale on guitar strings. The first staff shows the 5th string (A) and 4th string (D) with notes A, B, C, D, E, F. The second staff shows the 3rd string (G), 2nd string (B), and 1st string (E) with notes G, A, B, C, D, E, F, G.

**C Major scale**

Musical notation for the C Major scale on guitar strings. The first staff shows the 5th string (C) and 4th string (D) with notes C, D, E, F, G, A. The second staff shows the 2nd string (B) and 1st string (E) with notes B, C, D, E, F, G.

A minor scale using half-notes fig.1

Two staves of musical notation for the A minor scale using half-notes figure 1. The first staff shows the ascending scale: A2, A2, B2, B2, C3, C3, D3, D3, E3, E3, F3, F3, G3, G3, A3. The second staff shows the descending scale: A3, G3, F3, E3, D3, C3, B2, A2, A2, B2, C3, D3, E3, F3, G3, A3.

A minor scale using half-notes fig.2

Two staves of musical notation for the A minor scale using half-notes figure 2. The first staff shows the ascending scale: A2, B2, C3, D3, E3, F3, G3, A3. The second staff shows the descending scale: A3, G3, F3, E3, D3, C3, B2, A2, A2, B2, C3, D3, E3, F3, G3, A3.

C Major scale using half-notes fig.1

Two staves of musical notation for the C Major scale using half-notes figure 1. The first staff shows the ascending scale: C4, C4, D4, D4, E4, E4, F4, F4, G4, G4, A4, A4, B4, B4, C5. The second staff shows the descending scale: C5, B4, A4, G4, F4, E4, D4, C4, C4, D4, E4, F4, G4, A4, B4, C5.

C Major scale using half-notes fig.2

Two staves of musical notation for the C Major scale using half-notes figure 2. The first staff shows the ascending scale: C4, D4, E4, F4, G4, A4, B4, C5. The second staff shows the descending scale: C5, B4, A4, G4, F4, E4, D4, C4, C4, D4, E4, F4, G4, A4, B4, C5.

## C Major scale using quarter-notes fig.1



## C Major scale using quarter-notes fig.2



## A minor scale using quarter-notes fig.1



## A minor scale using quarter-notes fig.2



A minor scale using eighth-notes fig.1

This block contains four staves of musical notation for the A minor scale using eighth-note figure 1. The first staff shows the scale ascending from A4 to A5. The second staff shows the scale descending from A5 to A4. The third and fourth staves show the scale ascending from A4 to A5, with the third staff using a different fingering pattern than the first.

A minor scale using eighth-notes fig.2

This block contains one staff of musical notation for the A minor scale using eighth-note figure 2. The scale is shown ascending from A4 to A5, with a slur over the final two notes (A5 and A5).

C Major scale using eighth-notes fig.1

This block contains three staves of musical notation for the C Major scale using eighth-note figure 1. The first staff shows the scale ascending from C4 to C5. The second staff shows the scale descending from C5 to C4. The third staff shows the scale ascending from C4 to C5, with a different fingering pattern than the first.

C Major scale using eighth-notes fig.2

This block contains one staff of musical notation for the C Major scale using eighth-note figure 2. The scale is shown ascending from C4 to C5, with a slur over the final two notes (C5 and C5).