

# NIYAH ZURI & THE PHARAOH'S THRONE

## Narrative Text Structure

### Story Mapping

#### Objective

The student will identify story elements.


#### Materials

- ▶ Narrative text
- ▶ Pencil

#### Activity

Students record information related to story elements on a graphic organizer.

1. Provide the student with a copy of the text and a student sheet.
2. The student reads or reviews the text.
3. Writes the title and author of the story on the student sheet.
4. Reads the prompts and records the answers until the sheet is complete.
5. Teacher evaluation



Name \_\_\_\_\_

Story Mapping

Title and Author \_\_\_\_\_

Character \_\_\_\_\_

Character \_\_\_\_\_

Character \_\_\_\_\_

Setting \_\_\_\_\_

Event \_\_\_\_\_

Event \_\_\_\_\_

Event \_\_\_\_\_

Event \_\_\_\_\_

Event \_\_\_\_\_

Solution: \_\_\_\_\_

©2017 The Pharaoh's Throne for Reading Research

4-5 Student Copy/Answer Completion

#### Extensions and Adaptations


- ▶ Use different colored highlighters to mark story elements on a copy of the text.
- ▶ Write other questions about the story and exchange with a partner who answers

# Name \_\_\_\_\_


## Story Mapping

---


Title and Author



Character



Character



Character

Setting

Problem: \_\_\_\_\_

---

Event	
Event	
Event	
Event	

Solution: \_\_\_\_\_

---

**Name** \_\_\_\_\_

Story Mapping

**Title:** \_\_\_\_\_ **Author:** \_\_\_\_\_

Setting

Where:

When:



Characters



Problem



Event



Event



Event



Event



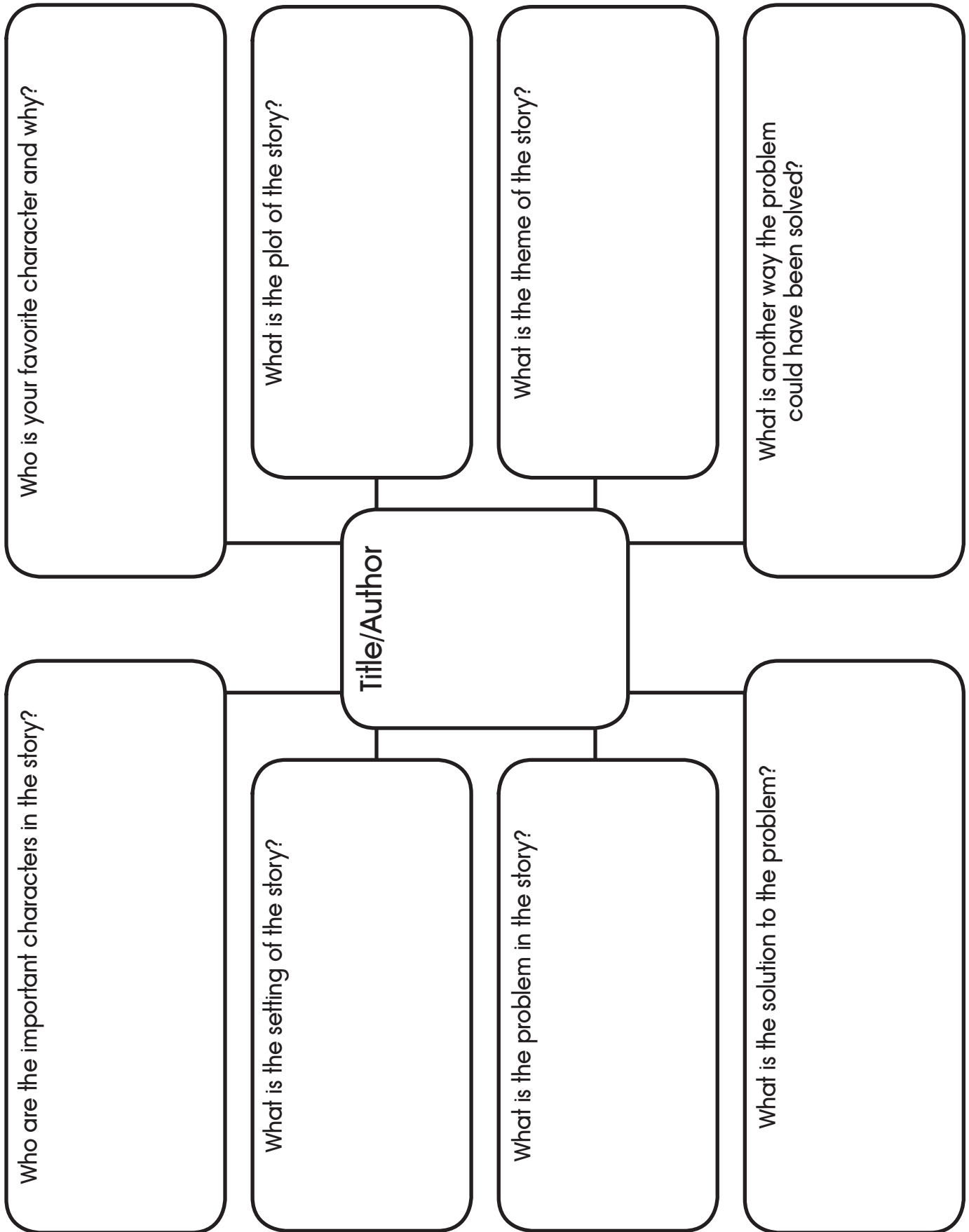
Event



Solution

# Name \_\_\_\_\_

## Story Mapping



Name \_\_\_\_\_

Story Mapping

