

Opioid & Health Indicators Kentucky

Kentucky Overview

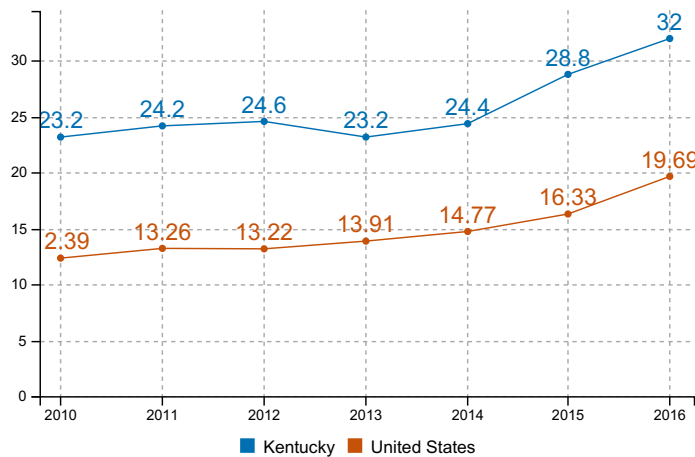


Syringe Exchange Programs are Legal (2017)

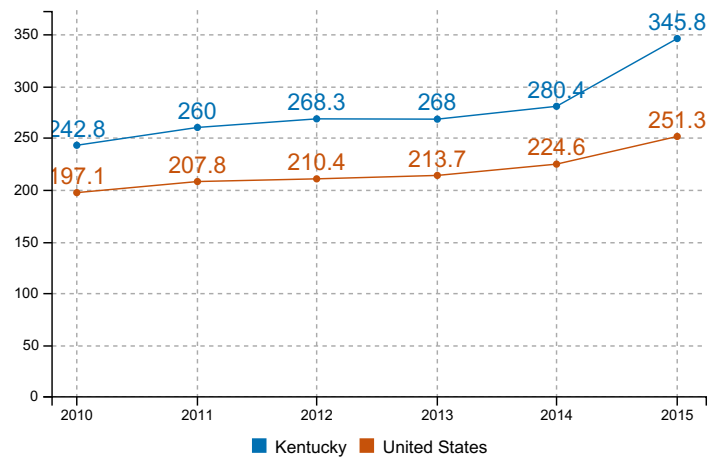


State has Completed CDC Consultation (2018)

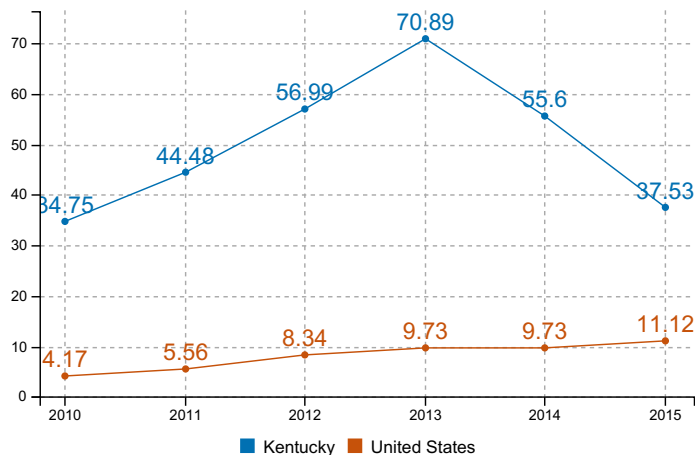
Drug-related Deaths per 100,000



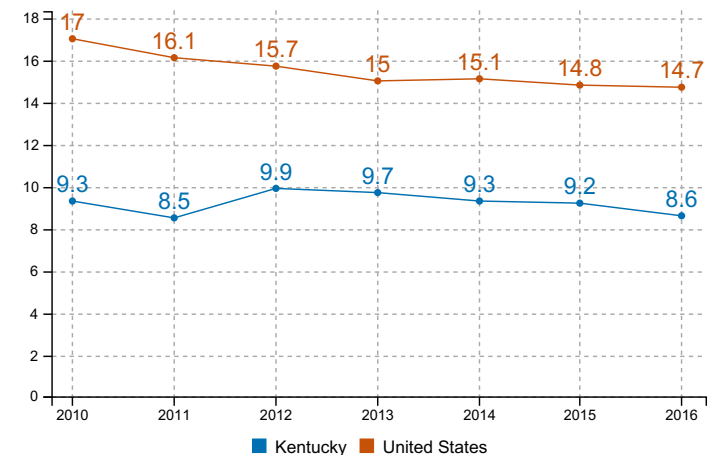
Inpatient Stays Resulting from Opioids per 100,000



Estimated Acute Hepatitis C Cases per 100,000



New HIV Diagnoses per 100,000



Federal Funding



\$10,528,093 (2017)



HIV/AIDS: \$4,808,563 (2016)
Viral Hepatitis: \$101,449 (2016)
Injury - Opioids: \$3,177,680 (2017)



\$13,337,515 (2016)



\$1,287,540 (2017)

For inquiries or comments:
Phone: +1.202.331.8600
E-mail: dbinfo@amfar.org
Website: <http://opioid.amfar.org>

amfAR
MAKING AIDS HISTORY

Opioid & Health Indicators Kentucky

HIV

Number of People Living with Diagnosed HIV	U.S.
6,644	971,524
HIV Prevalence per 100,000	
State Rank: 18	179.6
	362.3

Hepatitis C (HCV)

Number of People with Hepatitis C	U.S.
54,200	3,862,600
Estimated Acute Hepatitis C Cases per 100,000	
State Rank: 50	37.53
	11.12

Drug-related Deaths

Drug-related Deaths	U.S.
1,419	63,632
Drug-related Deaths per 100,000	
State Rank: 45	32
	19.69

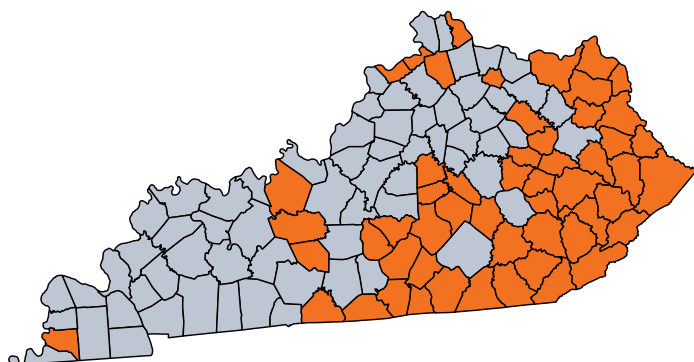
Healthcare Access

Percent of People without Health Insurance	U.S.
9.6	11.7
Percent Needing but Not Receiving Addiction Treatment	
89.06	88.89
Number of 30 Days Supply of Opioids per Part D Enrollee	
2.76	2.08
Opioids prescribed per capita, in morphine mg equivalents (MME)	
860.43	642.05

Treatment and Prevention Services

Syringe Exchange Programs	23
Facilities Providing Substance Abuse Services	342

CDC Vulnerable Counties



Syringe Exchange Programs

