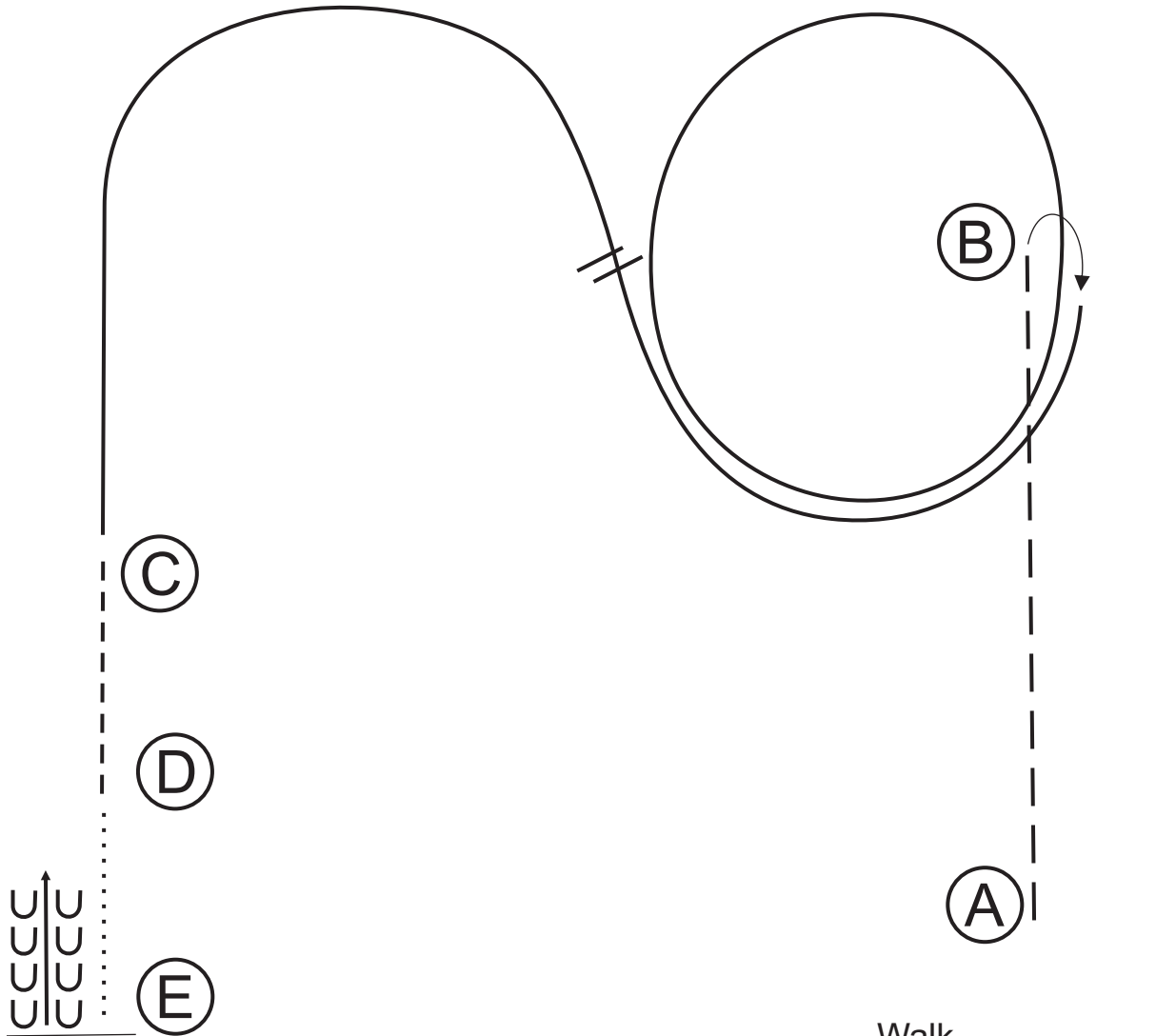


HORSEMANSHIP PATTERN

SEPTEMBER Show 2019



1. Start at Cone, extend trot from A to B. Stop.
2. Right rollback and lope a circle with speed back to B.
3. At B, connect lope to the middle of Arena.
4. Simple or flying lead change at the center of the arena,
5. Lope on left lead to C,
6. Trot to D,
7. Walk to E.
8. Stop and back 2 horse lengths.
9. **Exit at Trot**

Walk

Trot - - - - -

Extended Trot - - - - -

Lope _____

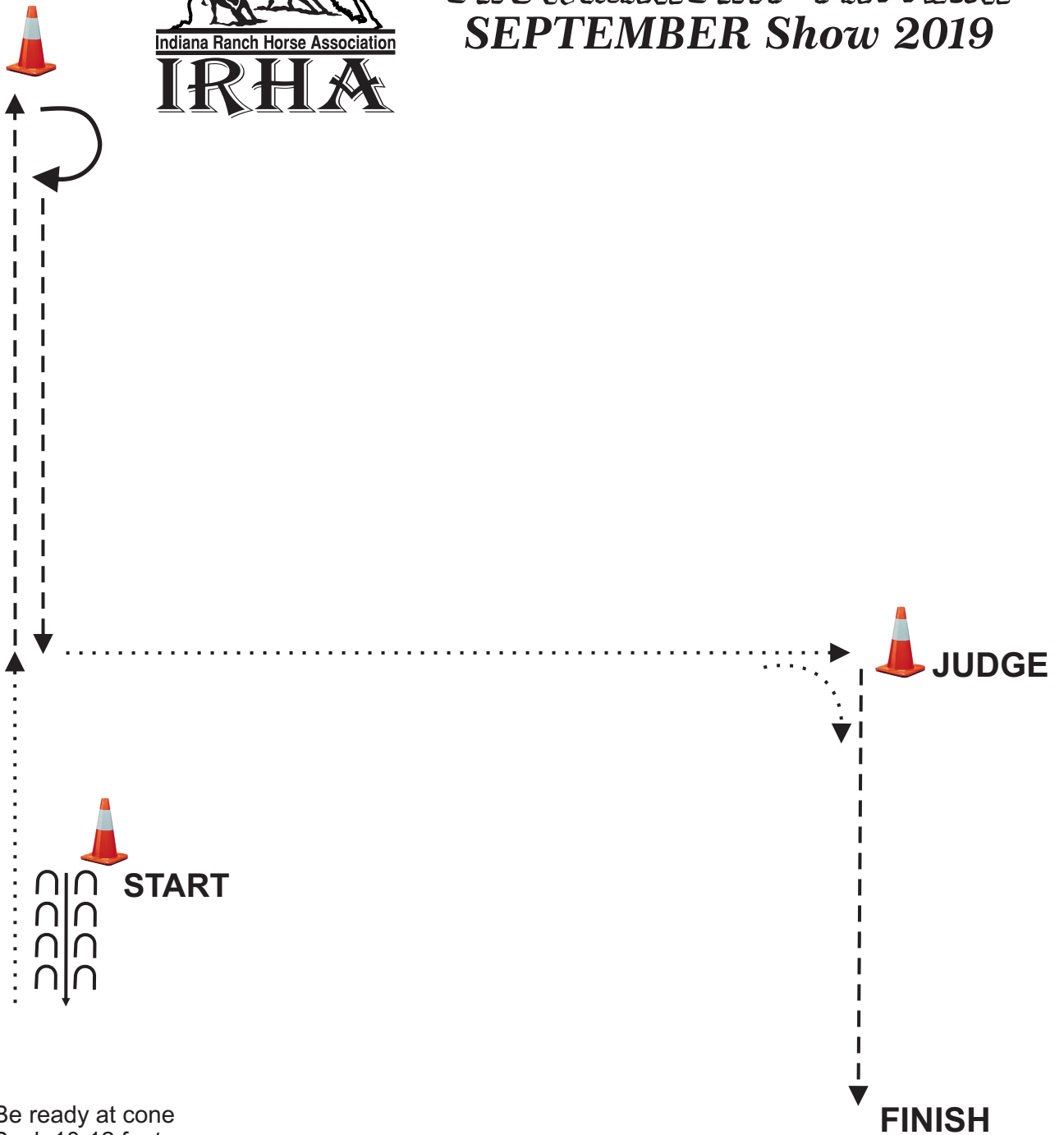
Simple Lead Change 

Back 

Marker (B)



SHOWMANSHIP PATTERN SEPTEMBER Show 2019



1. Be ready at cone
2. Back 10-12 feet.
3. Walk approx 1/3 distance of the line
4. Trot to the end of the line
5. Stop and execute 180 degree turn
6. Trot down the line
7. Turn and walk to the judge
8. Setup for inspection
9. After inspection, execute 90 degree turn and trot to the exit.

Walk

Trot - - - - -

Back ← 

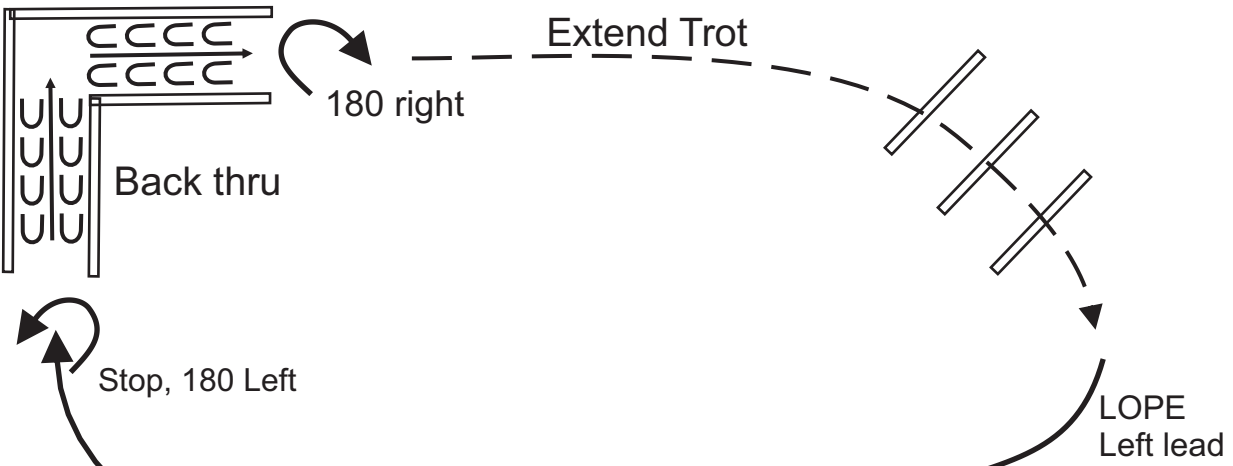


2019

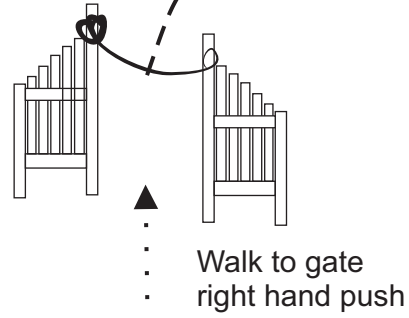
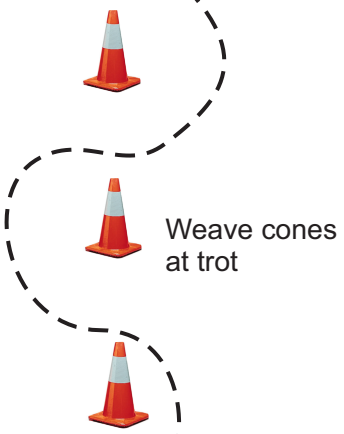
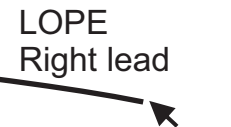
Indiana Ranch Horse Patterns

SEPT

Ranchmanship	2
Ranch Reining	4
Novice Ranch Reining	3
Reining	7
Working Ranch Horse	3



Stop, 180 Left



RANCH TRAIL PATTERN SEPTEMBER Show 2019



1. Walk to gate right hand push
2. Trot to cones and weave
3. At 3rd cone pick up right lead and lope over logs
4. Stop do 180 left and back through logs then 180 right
5. Extended trot over logs
6. After logs pick-up left lead lope into chute, Stop
7. Rope steer
8. Dismount with horse in chute, collect rope
9. Lead at walk to trailer, load and unload
10. Walk out between 2 cones

Lope Into chute
Stop

Rope steer
dismount with horse
in chute, collect rope

Walk to trailer
load and unload

Walk
Trot - - - - -
Extended Trot - - - - -
Canter _____

