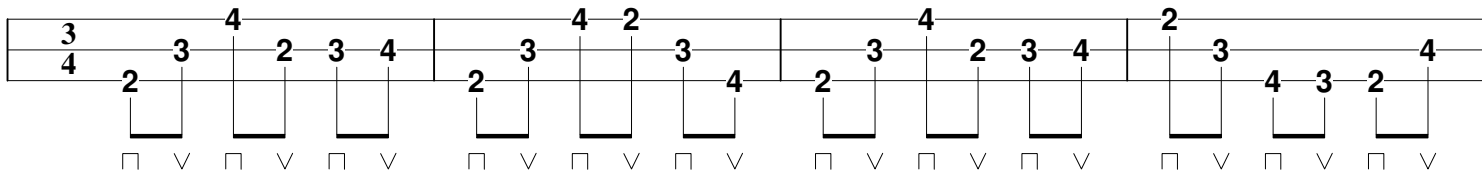


Alternating Pick thru Chords

Gary Gallier

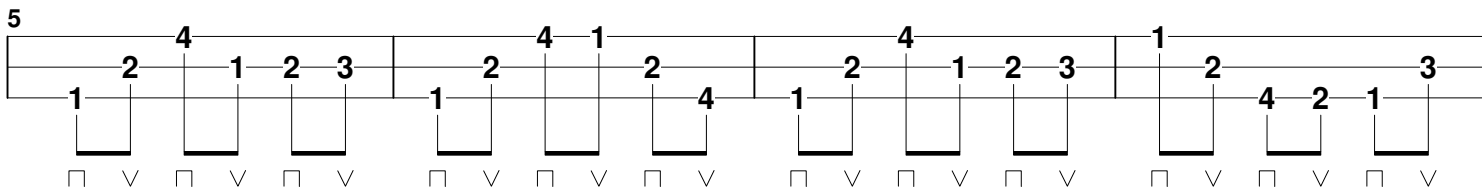
3 Fingers Only

D Chord



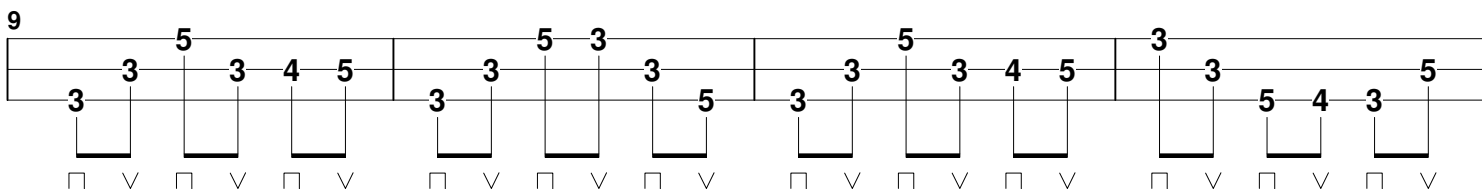
Exercise for D Chord (measures 1-4). The notation shows a four-measure phrase on a single staff. Each measure contains a sequence of notes with fingerings (3, 4, 2, 3, 4) and a pick-thru symbol (a square with a vertical line) below each note. The notes are: Measure 1: 3, 4, 2, 3, 4; Measure 2: 2, 3, 4, 2, 3; Measure 3: 2, 3, 4, 2, 3; Measure 4: 2, 3, 4, 3, 2.

A Chord



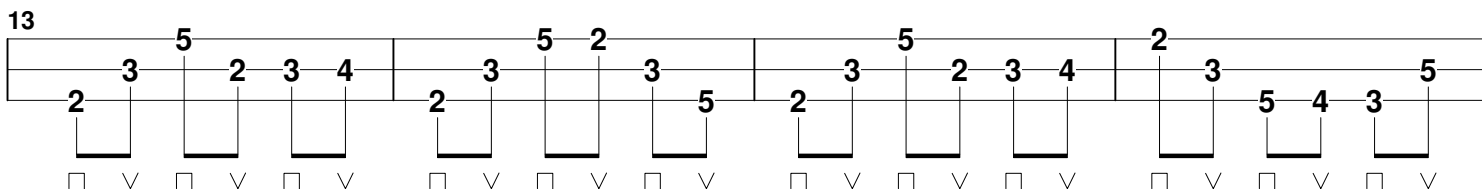
Exercise for A Chord (measures 5-8). The notation shows a four-measure phrase on a single staff. Each measure contains a sequence of notes with fingerings (1, 2, 3, 4, 1, 2, 3) and a pick-thru symbol below each note. The notes are: Measure 5: 1, 2, 3, 4, 1, 2, 3; Measure 6: 1, 2, 4, 1, 2, 3; Measure 7: 1, 2, 4, 1, 2, 3; Measure 8: 1, 2, 4, 2, 1, 3.

G Chord



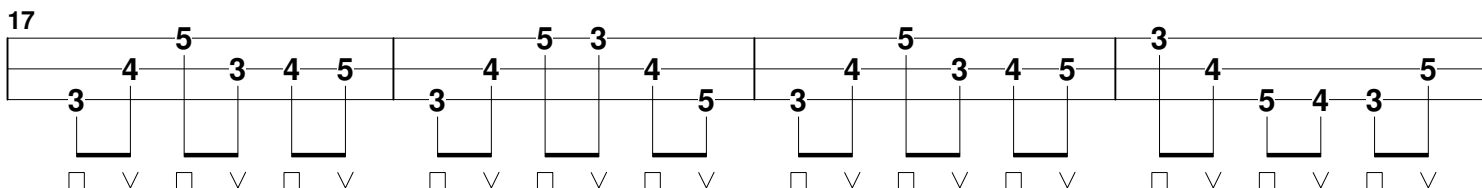
Exercise for G Chord (measures 9-12). The notation shows a four-measure phrase on a single staff. Each measure contains a sequence of notes with fingerings (3, 5, 3, 4, 5) and a pick-thru symbol below each note. The notes are: Measure 9: 3, 5, 3, 4, 5; Measure 10: 3, 5, 3, 5; Measure 11: 3, 5, 3, 4, 5; Measure 12: 3, 5, 4, 3, 5.

Bm Chord



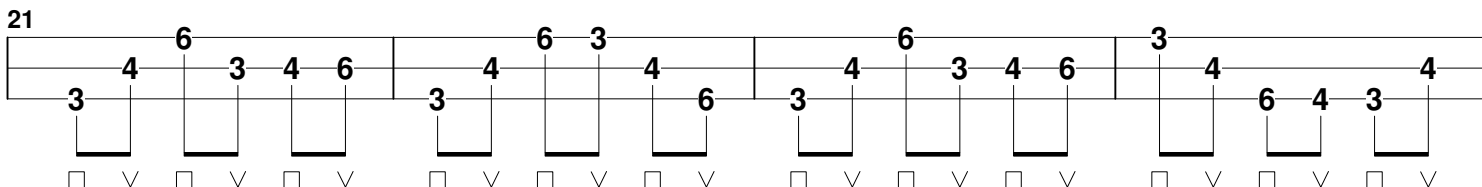
Exercise for Bm Chord (measures 13-16). The notation shows a four-measure phrase on a single staff. Each measure contains a sequence of notes with fingerings (2, 3, 5, 2, 3, 4) and a pick-thru symbol below each note. The notes are: Measure 13: 2, 3, 5, 2, 3, 4; Measure 14: 2, 3, 5, 3, 5; Measure 15: 2, 3, 5, 2, 3, 4; Measure 16: 2, 3, 5, 4, 3, 5.

Em Chord



Exercise for Em Chord (measures 17-20). The notation shows a four-measure phrase on a single staff. Each measure contains a sequence of notes with fingerings (3, 4, 5, 3, 4, 5) and a pick-thru symbol below each note. The notes are: Measure 17: 3, 4, 5, 3, 4, 5; Measure 18: 3, 4, 5, 4, 5; Measure 19: 3, 4, 5, 3, 4, 5; Measure 20: 3, 4, 5, 4, 3, 5.

C Chord



Exercise for C Chord (measures 21-24). The notation shows a four-measure phrase on a single staff. Each measure contains a sequence of notes with fingerings (3, 4, 6, 3, 4, 6) and a pick-thru symbol below each note. The notes are: Measure 21: 3, 4, 6, 3, 4, 6; Measure 22: 3, 4, 6, 4, 6; Measure 23: 3, 4, 6, 3, 4, 6; Measure 24: 3, 4, 6, 4, 3, 4.