



HOW TO JOIN THE NEW RKFC

1 - Go to RYANKELLYMUSIC.COM and click on the tab on the far left called RKFC (2020 NEW)



2 - Choose which subscription you'd like on the right hand side (standard or premium) and click the grey SUBSCRIBE button underneath that membership

3 - The below page will appear. Type your first and last name, your email address and CHOOSE YOUR OWN MEMORABLE PASSWORD TO TYPE INTO THE PASSWORD BOX:

Ryan Kelly - Subscription Cart

Sign Up to Subscribe

First name	<input type="text"/>
Last name	<input type="text"/>
Email	<input type="text"/>
Password	<input type="password"/>

<----create your own new personal password and type it here

<---- click continue

You'll also join the mailing list which you can cancel at any time.
Already a member? [Login here.](#)

DESC	PRICE
RKFC PREMIUM Membership	\$15.00/month
TOTAL	\$15.00/month Recurring

4 - The following screen will appear:

Ryan Kelly - Subscription Cart

Confirm your subscription

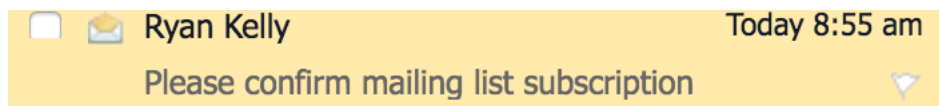
Thanks! An email was sent to fanclub@ryankellymusic.com. Please click the link in that email to confirm your membership.

Didn't get the email?

[Resend activation email](#)

DESC	PRICE
RKFC PREMIUM Membership	\$15.00/month
TOTAL	\$15.00/month Recurring

5 - Check your email INBOX for the following message (check your junk mail if you don't see it):



6 - Click on the black SUBSCRIBE button within the email:

Ryan Kelly

[Visit website →](#)

Please confirm your subscription to the Ryan Kelly mailing list

Yes, subscribe me to the list

If you did not sign up to this list, you can delete this email. You will not be subscribed unless you click the confirmation link.

Ryan Kelly will be using the information you provide on this form to be in touch by email. You can change your mind at any time by clicking the unsubscribe link in the footer of any e-mail you receive from us, or by contacting us.

We use [Bandzoogle.com](https://bandzoogle.com) as our marketing automation platform. By clicking the confirmation button you acknowledge that the information you provide will be transferred to Bandzoogle for processing in accordance with their [Privacy Policy](#) and [Terms](#).

7 - This will open up the following page - click on the SUBSCRIBE WITH CREDIT CARD

Ryan Kelly - Subscription Cart


Customer Information

Email: fanclub@ryankellymusic.com

Subscribe with Credit Card


DESC	PRICE
RKFC PREMIUM Membership Edit	\$15.00/month
TOTAL	\$15.00/month Recurring

8 - The following page will open. Type in your payment details here and click the SUBSCRIBE button

 RK Music Ltd

Subscribe to Subscription
\$15.00 per month




Powered by [stripe](#) | [Terms](#) [Privacy](#)




Or pay with card

Email fanclub@ryankellymusic.com

Card information

1234 1234 1234 1234   

MM / YY CVC 

Name on card

Country or region
Canada

Postal code

Subscribe

By confirming your subscription, you allow RK Music Ltd to charge your card for this payment and future payments in accordance with their terms.

9 - This will confirm your membership and open up your personal fan club home page where you can edit your membership details (including password, credit card info, etc) at any time by clicking on a menu item, updating and pressing the orange SAVE button):

The screenshot shows a user profile editing page titled "Your information". On the left is a sidebar menu with the following items: "Your information" (highlighted), "Your Payment Info", "Your Subscription", "Payment history", and "Cancel my subscription". At the top left of the main content area is a "< Back" link. The form contains the following fields and controls:

- First name:** Input field containing "ryan".
- Last name:** Input field containing "kelly".
- Email:** Input field containing "fanclub@ryankellymusic.com".
- Name to show on site:** Input field containing "ryan kelly".
- Password:** Empty input field.
- Subscribed to email list:** A toggle switch that is currently turned on (green).
- Image:** A button with an image icon and the text "Image".
- Save:** An orange button at the bottom of the form.