


Let's focus our attention on just the first pattern.




Every one of these four notes can be the originating point of just the same pattern. Let's consider their vertical representation.



These chords have given us two new notes (in red) that we'll use to produce a new scale-pattern




From this scale we create new chords by picking alternating notes and we build them on the original pattern



These chords have produced two new notes (A- Eb) that we'll use to produce a new scale-pattern



We could continue doing this but for now we'll stop here and use this material to investigate some possible creative non-tonal applications.



Here I have shaped expressively the scale just obtained; it lies in the uppermost voice. I then used rather freely some of the elements suggested by the material gathered so far, making sure not to use notes that are foreign to our set. The last four chords are in fact appearing almost literally in their original form.