



# Social Studies






## Visual Presentation

Name: \_\_\_\_\_ Date: \_\_\_\_\_

**Directions:** Create a visual presentation to demonstrate your learning.

1. First, choose 1 of the topics you learned about in social studies this year.
2. Second, choose 1 of the following visual assignments to create about your topic.  
**A.** poster   **B.** puppet show   **C.** book cover   **D.** comic strip   **F.** computer presentation
3. Third, create your visual presentation.
4. Ask a family member or friend to review your visual presentation and to circle outstanding, satisfactory, or needs work for each section.

200 Total points	 Outstanding	 Satisfactory	 Needs Improvement	Total
100 points	The presentation included 5 pictures, slides, or puppets for his/her topic. (20 pts. each)	The presentation included only 3-4 pictures, slides, or puppets for his/her topic. (20 pts. each)	The presentation included only 1-2 pictures, slides, or puppets for his/her topic. (20 pts. each)	
50 points	The visuals represent his/her topic well.	The visuals somewhat represent his/her topic well.	The visuals do not represent his/her topic well.	
50 points	The visual presentation is very neat and organized.	The visual presentation is somewhat neat and organized.	The visual presentation is not neat and organized.	