

Plant Parts Assignment

- 1) Design your own unique flowering angiosperm. Draw it in the space below, illustrating the leaves, flowers, and fruit.

Draw your plant in the box. Label each of the following:
leaf, flower, fruit.

A large, empty rectangular box with a thin black border, occupying most of the page below the header section. It appears to be a placeholder for a drawing or additional information.

- 2) Complete the statements underneath your drawing to provide more information about your plant.

a. The shape of the leaves help my plant to

b. The pollinators for my plant are





c. The fruit on my plant forms when

d. The seeds from my plant are dispersed by

- 3) Imagine that you are a leaf on a plant, and you realize that you are running low on supplies to do your job. You decide to text the roots to set up a delivery. Write a text message conversation between the leaf and the roots that discusses and arranges this delivery.

Be sure to answer these questions in your conversation:

- Which supplies is the leaf running out of?
- What are the supplies needed to do?
- How will the roots get the supplies from outside the plant?
- How will the supplies get from the roots to the leaf?

A light gray speech bubble with a rounded top and a small tail pointing towards the bottom right, intended for the leaf to write.A light gray speech bubble with a rounded top and a small tail pointing towards the bottom left, intended for the roots to write.A light blue speech bubble with a rounded top and a small tail pointing towards the bottom right, intended for the leaf to write.A light blue speech bubble with a rounded top and a small tail pointing towards the bottom left, intended for the roots to write.A light gray speech bubble with a rounded top and a small tail pointing towards the bottom right, intended for the leaf to write.A light gray speech bubble with a rounded top and a small tail pointing towards the bottom left, intended for the roots to write.A light blue speech bubble with a rounded top and a small tail pointing towards the bottom right, intended for the leaf to write.A light blue speech bubble with a rounded top and a small tail pointing towards the bottom left, intended for the roots to write.