


Name: _____ Date: _____



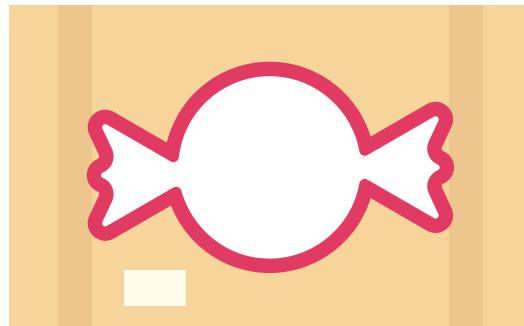
Candy Counting



DIRECTIONS:

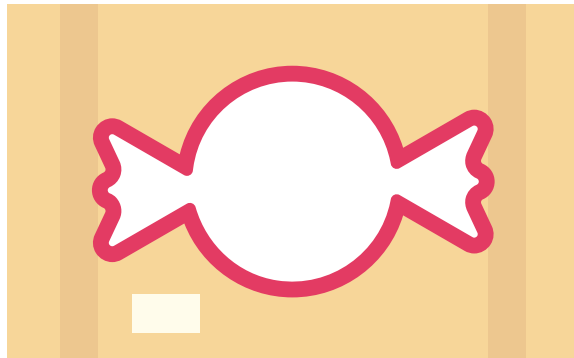

Print this worksheet and follow along with the video "Candy Counting" to count each batch of candy and write the number on the side of the box.

I. Count the candy bars, and write the number on the side of the box.

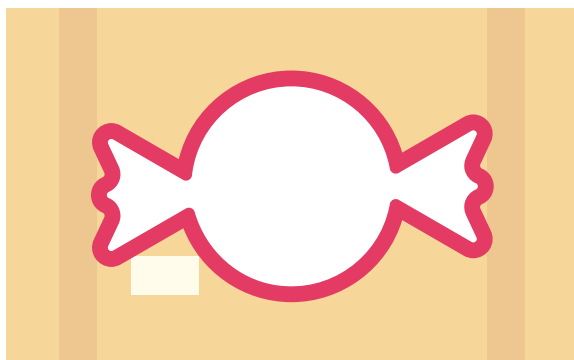
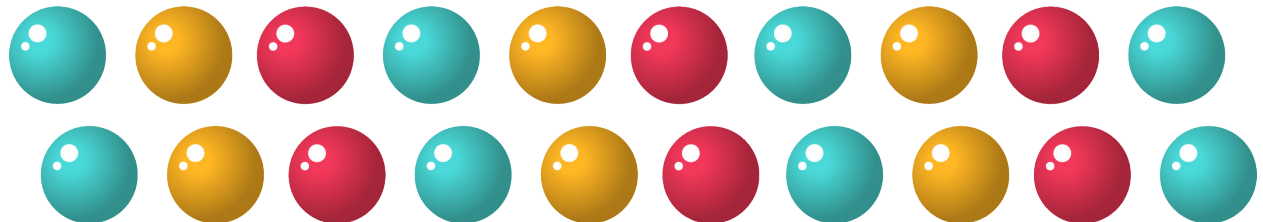


Continue on next page.

2. Count the mints, and write the number on the side of the box.



3. Count the gum balls, and write the number on the side of the box.



4. Count the jelly beans, and write the number on the side of the box.

