


Name: \_\_\_\_\_ Date: \_\_\_\_\_




**DIRECTIONS:**

Print this worksheet and follow along with the video "Clowning Around" to color in these circle graphs. You will need red, orange, yellow, and green crayons.

You will need



1. Color in the circle graph for these balloon animals.




red

red


orange

yellow




Continue on next page.


2. Color in the circle graph for these hats.




yellow




red



red



yellow




3. Color in the circle graph for these balls.



red



green



red



orange



yellow



green

