

Student Name:

Practice Creating Pattern Rules

Directions: Create different sequences using the pattern rules given below. On this page, fill in the blanks to create your rule, and then list the first six terms of your sequence. You may begin your sequence with any number you want, like 0 or 2 or 20; just be sure that your starting number makes it "easy" enough to get the other 5 items. You may have to use some trial and error before you decide on each rule and your starting number.

Then, rewrite the first six terms on the second page (**without** the rule) and give that page to a parent or friend and ask them to write what they think the rules are. Then, share what you have done with your teacher.


- 1) Create a sequence with a pattern rule of "add _____."
Sequence terms _____

- 2) Create a sequence with a pattern rule of "multiply by _____."
Sequence terms _____

- 3) Create a sequence with a pattern rule of "add _____ subtract _____."
Sequence terms _____

- 4) Create a sequence with a pattern rule of "multiply by _____, divide by _____."
Sequence terms _____

- 5) Create a sequence with your own rule
Sequence terms _____



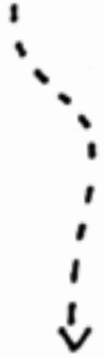
Be sure to look over your rules for any mistakes!



- 1) Sequence:
What is the rule?

123

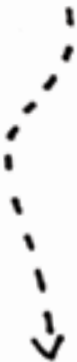
- 2) Sequence:
What is the rule?



- 3) Sequence:
What is the rule?



- 4) Sequence:
What is the rule?



- 5) Sequence:
What is the rule?

