


Name: \_\_\_\_\_ Date: \_\_\_\_\_

# Cut, Draw, Solve!

Use what you know about multiplication pictures to solve the problems.

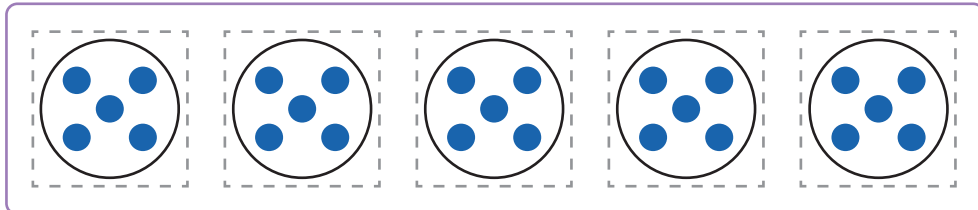


Read the equation. Cut out the correct number of circles and glue them in the box. Then draw the correct number of shapes in each circle. Use your picture to find the product and write it on the line.

**Example:**

Create a picture to solve. Use ●s.

$$5 \times 5 = 25$$




1. Create a picture to solve. Use ■s.

$$9 \times 2 = \underline{\quad}$$


2. Create a picture to solve. Use ★s.

$$8 \times 3 = \underline{\quad}$$



3. Create a picture to solve. Use ■s.

$$7 \times 4 = \underline{\quad}$$



4. Create a picture to solve. Use ▲s.

$$6 \times 5 = \underline{\quad}$$

