

Name: _____ Date: _____

Partition Wholes!

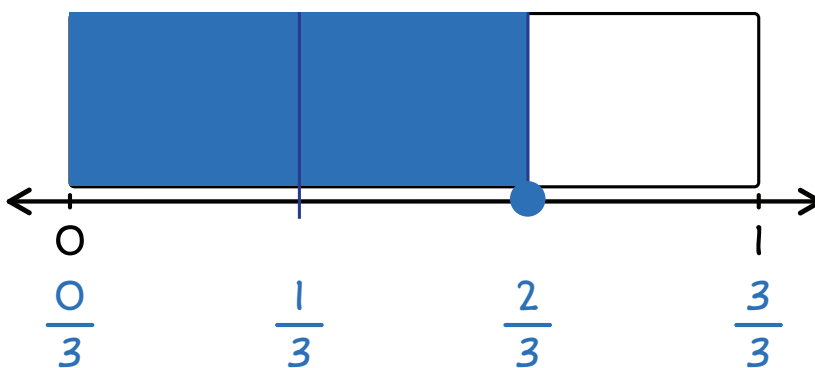
Follow the steps below to make a partitioned whole on a number line.

1. Partition and color the rectangle to match the fraction.
2. Draw line segments on the number line, and label each fraction.
3. Place a dot above the correct fraction on the number line.




Example:

$$\frac{2}{3}$$




1.

$$\frac{2}{2}$$




2.

$$\frac{5}{6}$$



3.

$$\frac{2}{4}$$



4.

$$\frac{3}{8}$$

