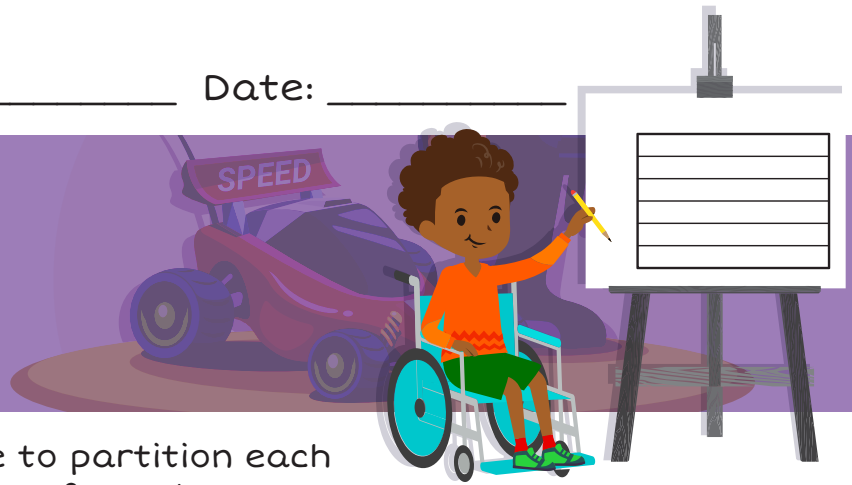


Name: _____ Date: _____

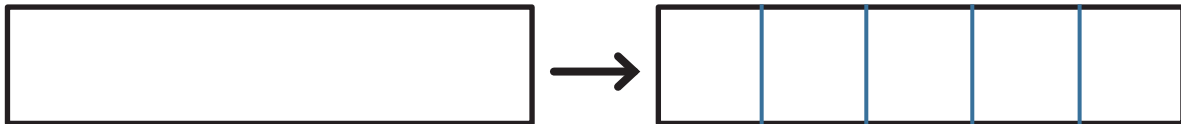
Partition Shapes



Use a ruler or straightedge to partition each shape into the given number of equal parts.

Example:


Partition the rectangle into 5 equal parts.



Partition each shape into the given number of equal parts.


6 equal parts

1.




8 equal parts

2.



4 equal parts

4.



12 equal parts

3.



The shapes below are NOT partitioned correctly. Use a ruler or straightedge to add lines to each shape so that the shape is partitioned correctly.

Example:


Partition the shape into 4 equal parts.



Add lines to each shape so that the shape is partitioned correctly.


10 equal parts

5.



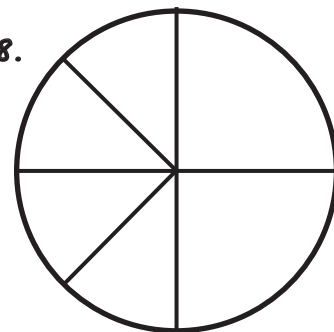
5 equal parts

6.



8 equal parts

8.



7 equal parts

7.

