


Name: _____ Date: _____


Tally Charts






This chart shows your friends' favorite toys. Use the chart to answer the questions.



1. What toy is liked by the most friends?
2. How many more friends like boats than like dolls?
3. How many friends chose cars as their favorite toy?

Continue on next page. 

These are the top dinosaurs chosen as favorites.

 <i>Stegosaurus</i>	 <i>Velociraptor</i>	 <i>Triceratops</i>
	 	

4. How many kids chose the triceratops as their favorite?


5. Which dinosaur was chosen 4 times?

6. Which dinosaur is liked by the most kids?



Continue on next page. 

This chart shows the food people chose at a picnic.



7. Which food did the least number of people choose?

8. How many people chose hot dogs?

9. How many more people chose chicken than chose hamburgers?

