

How to determine and assign a student's reading level.

Determining Level:

1. Once logged in, click on the blue *Resources* button.
2. Click on *Assessments* on the left.
3. Click on *Benchmark Passages & Running Records*.
4. If you know the student's reading level, select a story on that level.
If you are unsure of the student's level, choose a story under P.
5. Click *Read* and ask the student to read the passage aloud to you.

Determine the accuracy rate.

$$(\text{total words} - \text{total errors}) / \text{total words} \times 100$$

If the student has an accuracy rate of at least 90%, click on the Quiz and have the student answer the questions.

Consult the chart on the next page to see when your student's level has been reached.


Accuracy Rate	Comprehension Quiz	Action
95% +	95% +	Move up a level and repeat the process
95% +	80% - 94%	You have found the student's level
95% +	<80%	Move down a level and repeat the process
90% - 94%	80% - 94%	You have found the student's level
90% - 94%	<80%	Move down a level and repeat the process
<90%	N/A	Move down a level and repeat the process

Select Reading Levels


aa A B C D E F G H I J K L M N O P Q R S T U V W X Y Z

Showing 108 of 108 passages


aa Level aa
View level aa features and chart




My Animals
Fiction
A little boy has many toy animals.
[Read](#) [Retelling Rubric](#)



The Animals in Summer
Nonfiction
Animals have sun, grass, and mud in summer.
[Read](#) [Retelling Rubric](#)



The Little House
Fiction
A child plays with a doll house.
[Read](#) [Retelling Rubric](#)



The Spring Day
Nonfiction
Children enjoy spring weather.
[Read](#) [Retelling Rubric](#)