

Name _____

Date _____






1st Grade Language Arts Assessment

1st Semester: Modules 10-18

Learning Coach: Please read the questions but do not offer any other guidance.

1) Circle the word with the **ch** sound. Then, spell the ch word below the picture on the line. Example: chin

 _____ _____ _____	 _____ _____ _____	 _____ _____ _____
--	--	--

2) Read the sentences below and complete each with the correct determiner from the box.

a the This each some my

_____ is the toy I want.

I see _____ dog looking at me.

I found _____ coins under the table.

Continue on next page!



3) Circle the word with the **long i sound**. Then, spell the long i word below the picture on the line. Example: rice

 _____ _____ _____	 _____ _____ _____	 _____ _____ _____
--	---	--

4) Read the sentences below and complete each with the correct preposition from the box.

during

beyond



toward

Please do not talk _____ the movie.

Walk _____ the signal.

I can't see _____ the fence.

5) Circle the word with the **long a sound**. Then, spell the long a word below the picture on the line. Example: tape

 _____ _____ _____	 _____ _____ _____	 _____ _____ _____
--	--	--

Continue on next page!



6) Each sentence below is missing commas. Write the commas in correctly.

Today is January 14 2014.

I want to get apples bananas and pears.

7) Circle the word with the **soft c sound**. Then, spell the soft c word below the picture on the line. Example: cent







8) Circle the word with the **soft g sound**. Then, spell the soft g word below the picture on the line. Example: age










Continue on next page!



9) Circle the word with the **dge** sound. Then, spell the dge word below the picture on the line. Example: edge

 _____ _____ _____	 _____ _____ _____	 _____ _____ _____
--	--	--




10) Read the sentence. What do you think the word in bold means?

The dog was so **gargantuan**, he could not fit in his dog house.

What do you think the word in **bold** means?




Gargantuan probably means...

11) Circle the word with the **ou** sound. Then, spell the ou word below the picture on the line. Example: cloud

 _____ _____ _____	 _____ _____ _____	 _____ _____ _____
--	--	--

Continue on next page! ↓

12) Circle the word with the **ow** sound. Then, spell the ow word below the picture on the line. Example: how

 _____ _____ _____	 _____ _____ _____	 _____ _____ _____
--	--	--

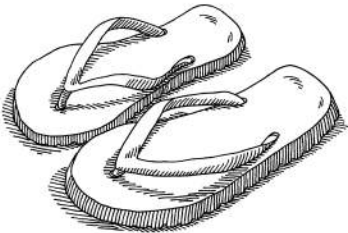


13) Read the sentence. What do you think the word in bold means?

After reading the sign, I knew the water was **drinkable**.

What do you think the word in **bold** means?




Drinkable probably means...

14) Circle the word with the **oo** sound. Then, spell the oo word below the picture on the line. Example: cook

 _____ _____ _____	 _____ _____ _____	 _____ _____ _____
--	--	--

Continue on next page! ↓

15) Circle the word with the **oo sound**. Then, spell the oo word below the picture on the line. Example: room

 _____ _____ _____	 _____ _____ _____	 _____ _____ _____
--	--	--

16) Circle the root of the words below.

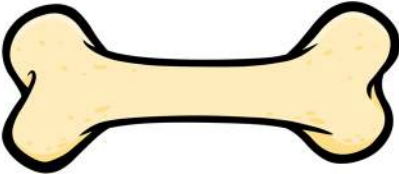


Example: looking, looked, looks

1
careful
careless
carefully

2
unbaked
baking
baked

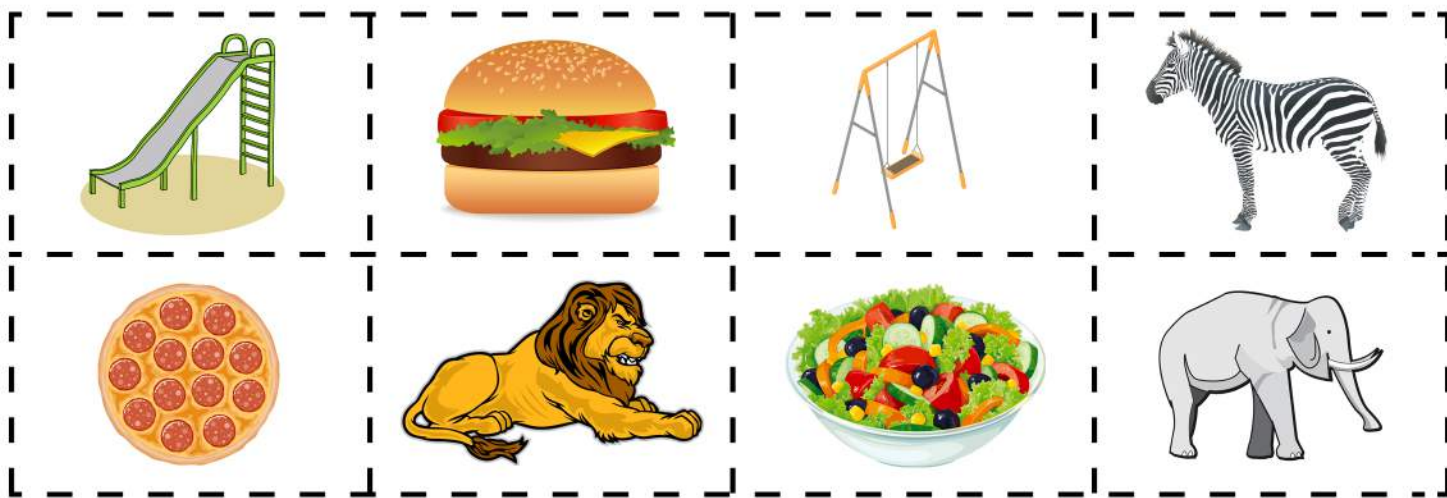
3
rewind
unwind
rewinds

17) Circle the word with the **long o sound**. Then, spell the long o word below the picture on the line. Example: nose

 _____ _____ _____	 _____ _____ _____	 _____ _____ _____
--	---	--

Continue on next page! ↓

18) Cut out the pictures below and glue them under the correct heading.



Park




Food

Animals






Continue on next page!






 <hr/> <hr/> <hr/>	 <hr/> <hr/> <hr/>	 <hr/> <hr/> <hr/>
--	--	--

21) Circle the word with the **oi** sound. Then, spell the oi word below the picture on the line. Example: voice

 _____ _____ _____	 _____ _____ _____	 _____ _____ _____
--	--	--

22) Circle the word with the **oy** sound. Then, spell the oy word below the picture on the line. Example: joy

 _____ _____ _____	 _____ _____ _____	 _____ _____ _____
---	---	---

23) Draw a picture of a place that is cozy in your home.

