

17.2 Button Sort Direction

Name _____ .

Directions: Today you will sort your buttons into different groups, or categories. You will sort your buttons by shape, size, color and the number of holes they have. You will notice that some buttons can fit into more than one category!

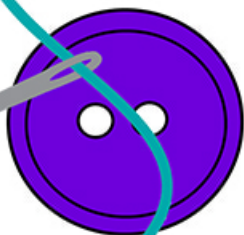

Sort the buttons one card at a time. While you are sorting pay attention to which button is your favorite. Then, fill out the "Favorite Button Card" below. Write down which shape, size and color your button is and how many holes it has. **Great work!**

Favorite Button Card:

Name: _____

Circle the attributes of your favorite button.

Shape	Color	Size	Holes
Round	Black - Brown	Small	2
Not Round	Orange - Purple	Large	4
	Red - Blue		
	Silver - Gold		
	White - Pink		
	Yellow - Green		



17.2 Button Sort Shape

Button Sort - *Shape*

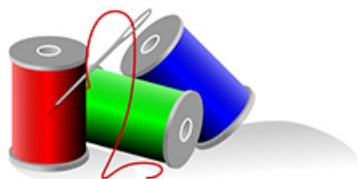
Directions: Sort your buttons by **shape** and place them in the correct category below.



Round



Not Round



17.2 Button Sort Color



Button Sort - *Color*

Directions: Sort your buttons by **color** and place them in the correct category below.

Red

Orange

Yellow

Green

Blue

Purple

Black

Brown

White

17.2 Button Sort Size



Button Sort - *Size*

Directions: Sort your buttons by **size** and place them in the correct category below.

Large



Small



17.2 Button Sort Holes

Button Sort - *holes*

Directions: Sort your buttons by the number of holes they have and place them in the correct category below.



2 holes



4 holes

