


Constructing an Equilateral Triangle

Materials Needed
Ruled index cards (one side only)
Scissors
Painter's tape

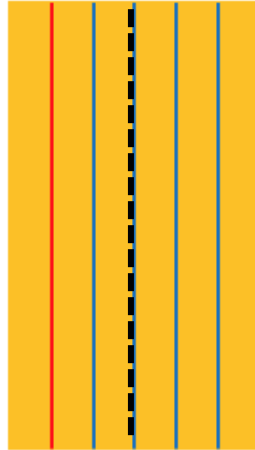
1.



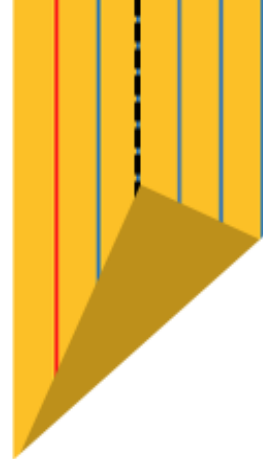
2. Fold and crease



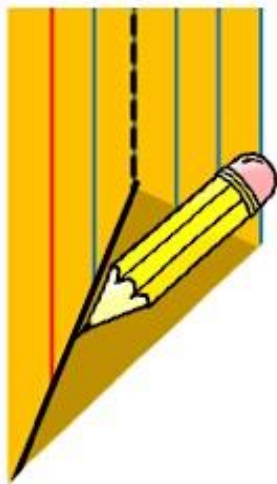
3. Unfold



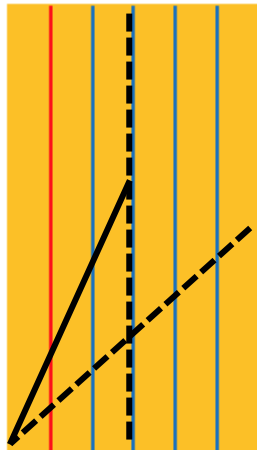
4. Bottom R corner to center



5. Crease and trace



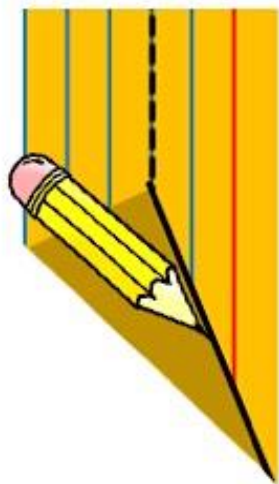
6. Unfold



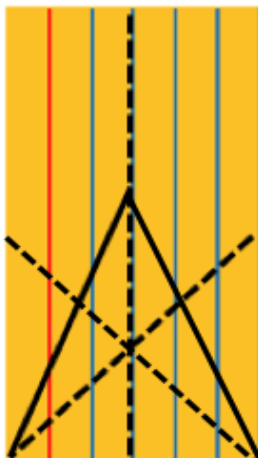
7. Bottom L corner to center



8. Crease and trace



9. Unfold



10. Cut out the traced EQUILATERAL TRIANGLE

