

MIKE REINERS

# WHO WANTS TO BE A MILLIONAIRE: A CONTESTANT'S (MATH) PERSPECTIVE

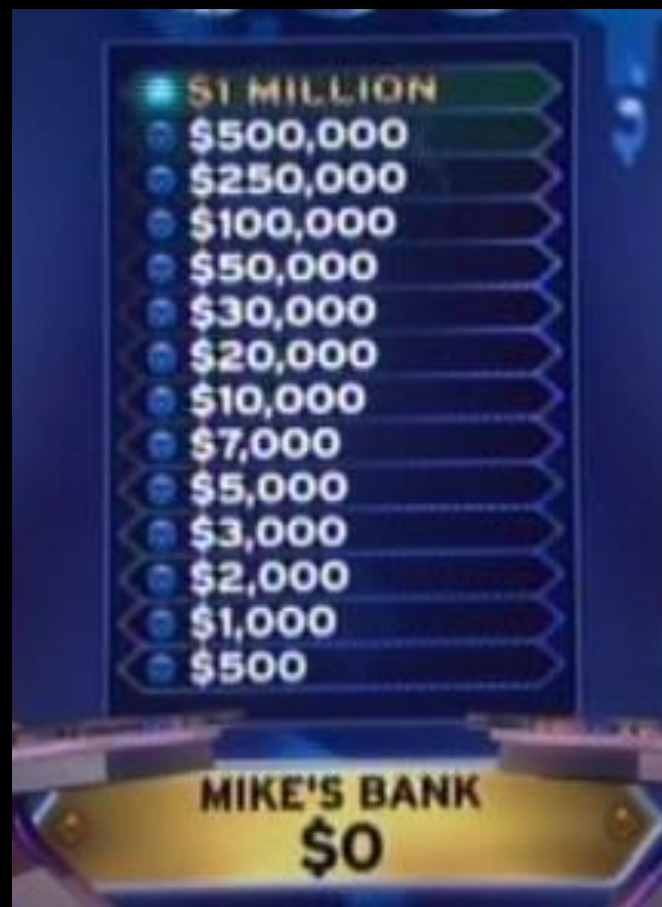


MAY 12, 2017

# A WHIRLWIND EXPERIENCE









50:50  

15	\$1,000,000
14	\$500,000
13	\$250,000
12	\$150,000
11	\$75,000
10	\$50,000
9	\$25,000
8	\$15,000
7	\$10,000
6	\$7,500
5	\$5,000
4	\$3,000
3	\$2,000
2	\$1,000
1	\$500

50:50  

15	\$1 MILLION
14	\$500,000
13	\$250,000
12	\$125,000
11	\$64,000
10	\$32,000
9	\$16,000
8	\$8,000
7	\$4,000
6	\$2,000
5	\$1,000
4	\$500
3	\$300
2	\$200
1	\$100

# WHAT DO YOU NOTICE?

# WHAT DO YOU WONDER?

Question number	Question value				
	1999–2004	2004–09	2009–10	2010–15 <sup>[4]</sup>	2015–present
1	\$100		\$500	Random value (\$100, \$500, \$1,000, \$2,000, \$3,000, \$5,000, \$7,000, \$10,000, \$15,000, and \$25,000)  The value of each correct response accumulated through the first 10 questions, for a potential maximum of \$68,600.	\$500
2	\$200		\$1,000		\$1,000
3	\$300		\$2,000		\$2,000
4	\$500		\$3,000		\$3,000
5	<b>\$1,000</b>		<b>\$5,000</b>		<b>\$5,000</b>
6	\$2,000		\$7,500		\$7,000
7	\$4,000		\$10,000		\$10,000
8	\$8,000		\$12,500		\$20,000
9	\$16,000		\$15,000		\$30,000
10	<b>\$32,000</b>	<b>\$25,000</b>			<b>\$50,000</b>
11	\$64,000	\$50,000		\$100,000	
12	\$125,000	\$100,000		\$250,000	
13	\$250,000			\$500,000	
14	\$500,000			<b>\$1,000,000</b>	
15	<b>\$1,000,000</b>				

Primetime 1999-2002; Daytime 2002-2004  [Edit](#)

Question No.	Correct Answer Value	Walk Away Value	Miss Answer Value	Amount Lost for a Wrong Answer
1	\$100	\$0	\$0	\$0
2	\$200	\$100	\$0	\$100
3	\$300	\$200	\$0	\$200
4	\$500	\$300	\$0	\$300
5	<b>\$1,000</b>	\$500	\$0	\$500
6	\$2,000	\$1,000	\$1,000	\$0
7	\$4,000	\$2,000	\$1,000	\$1,000
8	\$8,000	\$4,000	\$1,000	\$3,000
9	\$16,000	\$8,000	\$1,000	\$7,000
10	<b>\$32,000</b>	\$16,000	\$1,000	\$15,000
11	\$64,000	\$32,000	\$32,000	\$0
12	\$125,000	\$64,000	\$32,000	\$32,000
13	\$250,000	\$125,000	\$32,000	\$93,000
14	\$500,000	\$250,000	\$32,000	\$218,000
15	<b>\$1,000,000</b>	\$500,000	\$32,000	\$468,000

# MONEY GRID 1

# Primetime 2009; Daytime 2004-2009 [Edit](#)

Question No.	Correct Answer Value	Walk Away Value	Miss Answer Value	Amount Lost for a Wrong Answer
1	\$100	\$0	\$0	\$0
2	\$200	\$100	\$0	\$100
3	\$300	\$200	\$0	\$200
4	\$500	\$300	\$0	\$300
5	<b>\$1,000</b>	\$500	\$0	\$500
6	\$2,000	\$1,000	\$1,000	\$0
7	\$4,000	\$2,000	\$1,000	\$1,000
8	\$8,000	\$4,000	\$1,000	\$3,000
9	\$16,000	\$8,000	\$1,000	\$7,000
10	<b>\$25,000</b>	\$16,000	\$1,000	\$15,000
11	\$50,000	\$25,000	\$25,000	\$0
12	\$100,000	\$50,000	\$25,000	\$25,000
13	\$250,000	\$100,000	\$25,000	\$75,000
14	\$500,000	\$250,000	\$25,000	\$225,000
15	<b>\$1,000,000</b>	\$500,000	\$25,000	\$475,000


## MONEY GRID 2



# Daytime 2009-2010 [Edit](#)

Question No.	Correct Answer Value	Walk Away Value	Miss Answer Value	Amount Lost for a Wrong Answer
1	\$500	\$0	\$0	\$0
2	\$1,000	\$500	\$0	\$500
3	\$2,000	\$1,000	\$0	\$1,000
4	\$3,000	\$2,000	\$0	\$2,000
5	<b>\$5,000</b>	\$3,000	\$0	\$3,000
6	\$7,500	\$5,000	\$5,000	\$0
7	\$10,000	\$7,500	\$5,000	\$2,500
8	\$12,500	\$10,000	\$5,000	\$5,000
9	\$15,000	\$12,500	\$5,000	\$7,500
10	<b>\$25,000</b>	\$15,000	\$5,000	\$10,000
11	\$50,000	\$25,000	\$25,000	\$0
12	\$100,000	\$50,000	\$25,000	\$25,000
13	\$250,000	\$100,000	\$25,000	\$75,000
14	\$500,000	\$250,000	\$25,000	\$225,000
15	<b>\$1,000,000</b>	\$500,000	\$25,000	\$475,000

## MONEY GRID 3

Daytime 2015-present  [Edit](#)

Question No.	Correct Answer Value	Walk Away Value	Miss Answer Value	Amount Lost for a Wrong Answer
1	\$500	\$0	\$0	\$0
2	\$1,000	\$500	\$0	\$500
3	\$2,000	\$1,000	\$0	\$1,000
4	\$3,000	\$2,000	\$0	\$2,000
5	<b>\$5,000</b>	\$3,000	\$0	\$3,000
6	\$7,000	\$5,000	\$5,000	\$0
7	\$10,000	\$7,000	\$5,000	\$2,000
8	\$20,000	\$10,000	\$5,000	\$5,000
9	\$30,000	\$20,000	\$5,000	\$15,000
10	<b>\$50,000</b>	\$30,000	\$5,000	\$25,000
11	\$100,000	\$50,000	\$50,000	\$0
12	\$250,000	\$100,000	\$50,000	\$50,000
13	\$500,000	\$250,000	\$50,000	\$200,000
14	<b>\$1,000,000</b>	\$500,000	\$50,000	\$450,000

# MONEY GRID 4



# WAIT...

## WHAT HAPPENED FROM 2010-2015?

Question number	Question value				
	1999–2004	2004–09	2009–10	2010–15 <sup>[4]</sup>	2015–present
1	\$100		\$500	Random value (\$100, \$500, \$1,000, \$2,000, \$3,000, \$5,000, \$7,000, \$10,000, \$15,000, and \$25,000)  The value of each correct response accumulated through the first 10 questions, for a potential maximum of \$68,600.	\$500
2	\$200		\$1,000		\$1,000
3	\$300		\$2,000		\$2,000
4	\$500		\$3,000		\$3,000
5	<b>\$1,000</b>		<b>\$5,000</b>		<b>\$5,000</b>
6	\$2,000		\$7,500		\$7,000
7	\$4,000		\$10,000		\$10,000
8	\$8,000		\$12,500		\$20,000
9	\$16,000		\$15,000		\$30,000
10	<b>\$32,000</b>	<b>\$25,000</b>			<b>\$50,000</b>
11	\$64,000	\$50,000		\$100,000	
12	\$125,000	\$100,000		\$250,000	
13	\$250,000			\$500,000	
14	\$500,000			<b>\$1,000,000</b>	
15	<b>\$1,000,000</b>				

# DON'T BE LIKE THIS GUY.



- START WITH GOOD ASSUMPTIONS.
- TEST FOR REASONABLENESS.

MIKE REINERS

[MREINERS@CHOF.NET](mailto:MREINERS@CHOF.NET)  
[@CLASSPADNUT](#)

