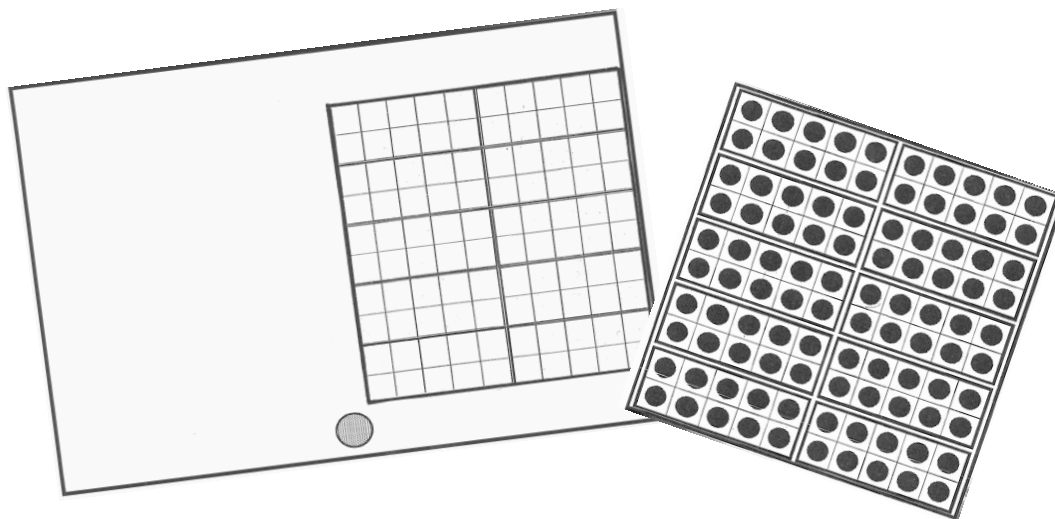


# Intermediate Ten Frames



# Intermediate Ten Frame Developmental Sequence

1. Build Quantities / relate to fractional terms
2. Compare Quantities
3. Establish the Unit - Whole / Benchmarks
4. Connect with Whole Number Place Value

**10-FRAMES  
REPRODUCTION INSTRUCTIONS**

**Primary Student Kits** (Individual student kit)

*Kindergarten*

Quantity	Item	Colour
1	5-frame board (blank)	blue
1	10-frame board (blank)	orange
up to 10	counters	various / 2-sided counters

Gr. 1

Quantity	Item	Colour
1	5-frame board (blank)	blue
1	10-frame board (blank)	orange
1	Double 10-frame board (blank)	pink
up to 10	counters	various / 2-sided counters
1-page	Partial 10-frames	yellow


Gr. 2 & 3

Quantity	Item	Colour
1	Double 10-frame board (blank)	back-to-back orange
1	Place Value 10-frame board	
up to 10	counters	various / 2-sided counters
1-page	Partial 10-frames	yellow
20 frames	Full 10-frames	green
1 page	Full 100-frames	pink
1 page	Blank 100-frames	pink

**Intermediate Student Kits** (Individual Student Kit)

Quantity	Item	Colour
1	Tenths Place Value board (blank)	back-to-back orange
1	Hundredths Place Value board (blank)	
1	Tenths Place Value board (blank)	back-to-back pale blue
1	Double Tenths Place Value board	
up to 10	counters	various / 2-sided counters
12	10-frames (blank)	pale green
30	Full 10-frames	pale green
1-page	Partial 10-frames	yellow
2	Blank 100-frames	pink
1 page	Full 100-frames	pink


# Place Value Decimal Ten Frame Board

A large empty rectangular box for writing, with a small circular icon in the top right corner.

# Double Decimal Ten Frame



*Partial  
10  
frame*

