
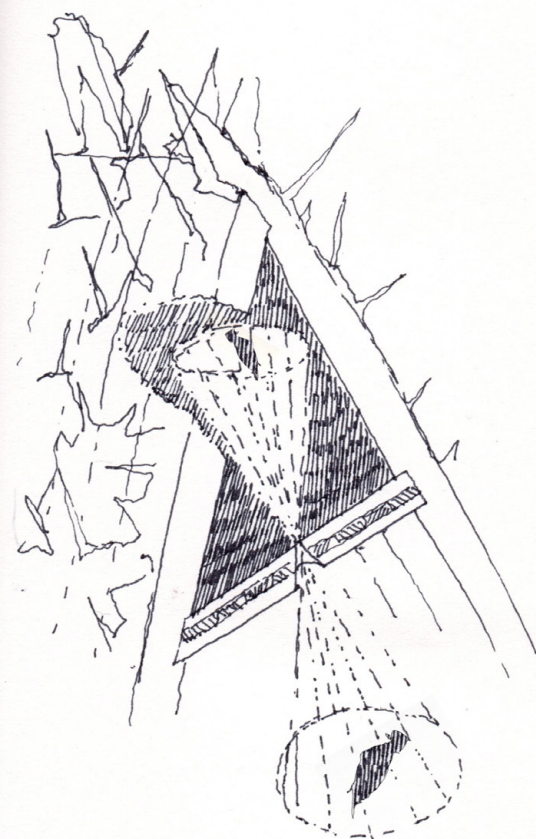


front elevation



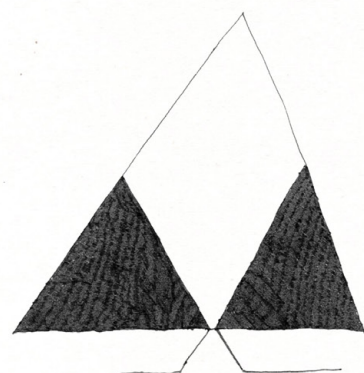
plan

10 the retreat is essentially a dark room with a single door and small shutter on the gable ends that evokes the elemental presence of the solid timber vernacular but is not without a light source...




11

...a small ventilation hole drilled into the underside of the structure acts as a pinhole camera that projects a circular, slightly blurry image of the life in the nest below.



12

in isolation the interior with minimal openings develop a sensitive relationship with the external world. subtle adjustments in light levels, even when clouds are passing, dramatically change the interior.



reflective ceiling plan

the projected images on the ceiling further enhance this conversation between nature, building and man as noises and a gentle breeze also filter inside.




16 external view - each timber post supporting the roof is cut to follow the slopes making the structure inseparable from its site.



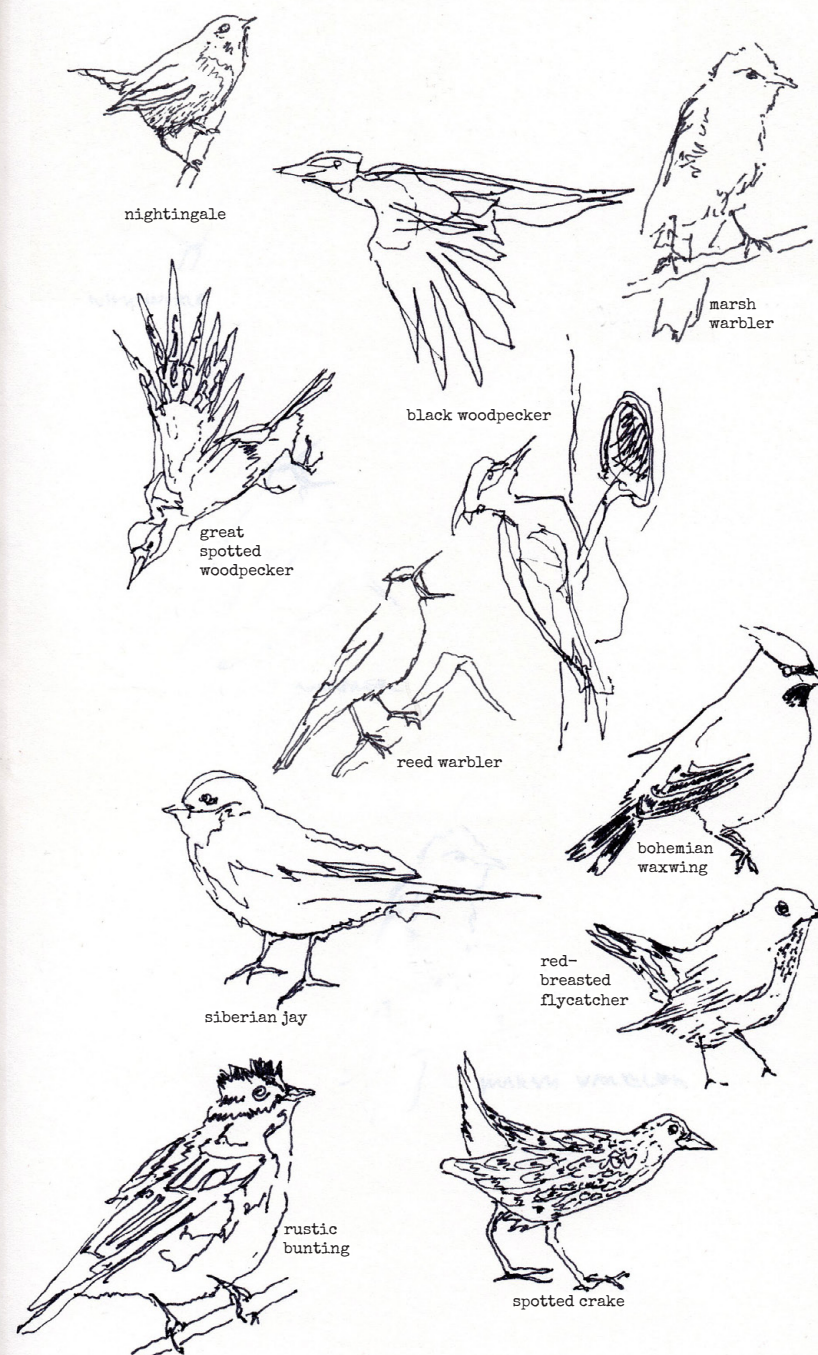
13

as it turns winter, the small room becomes a shelter; branches act as large-scale guards that hold the snow...



14 ...turning the cabin into an igloo: the intimate interior is heated by the body, while the accumulated snow provides an additional layer of insulation.

retreat in winter / shelter



15 an index of some local birds