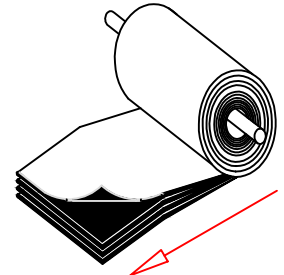



REVISIONS					
LTR	ECO	DESCRIPTION	DATE	APPROVED	ZONE
A		INITIAL_RELEASE	3/7/2017	RWW	


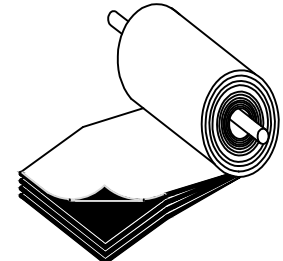
NOTES:  
1. XXXXX



THESE INSTRUCTIONS ARE FOR UNROLLING FROM THE BOTTOM OF THE ROLL



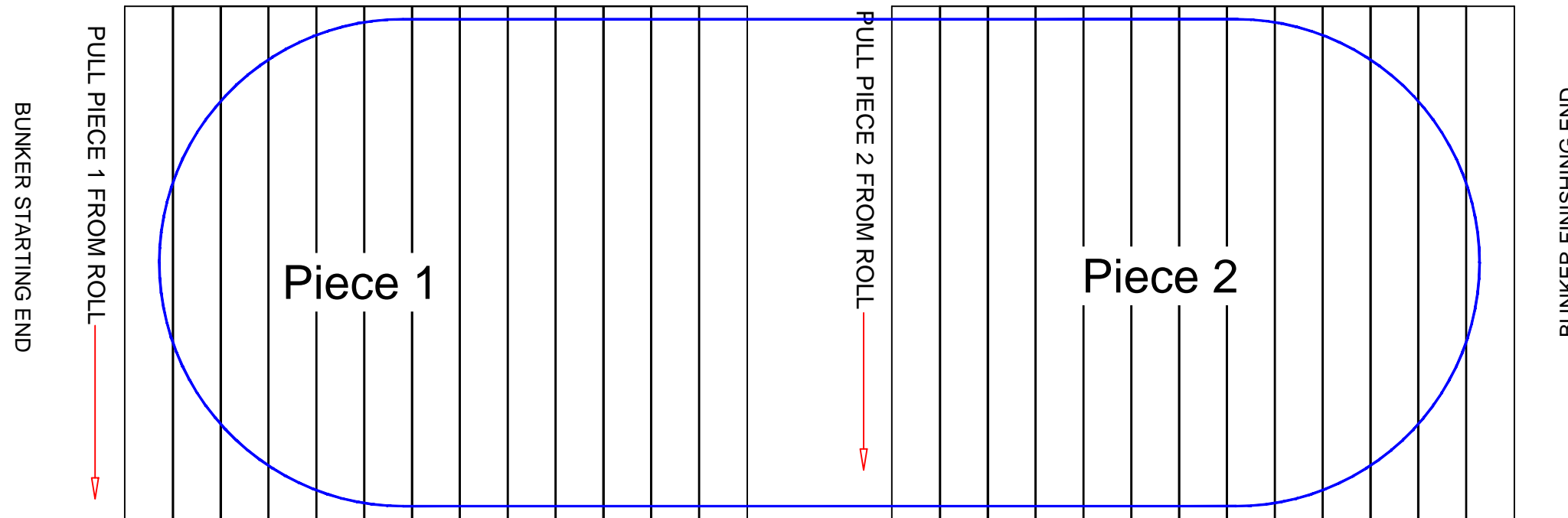
PIECE 1



PIECE 2

UNFOLD →

UNFOLD →



**DEPLOYMENT INSTRUCTIONS;**

1. UNROLL PIECE 1 OUTSIDE OF THE BUNKER ON THE STARTING END OF THE BUNKER
  2. UNFOLD PIECE 1 TO THE CENTER OF THE BUNKER
  3. UNROLL PIECE 2 ACROSS THE CENTER OF THE BUNKER
  4. ATTACH THE BOTTOM PANEL OF PIECE 2 TO PIECE 1
  5. UNFOLD PIECE 2 FROM THE TOP TO THE FINISHING END OF THE BUNKER
- FOR FURTHER INSTRUCTIONS VISIT [ravenefd.com/installation](http://ravenefd.com/installation)

**RAVEN**

RAVEN ENGINEERED FILMS  
PO BOX 5107  
SIOUX FALLS, SD 57117-5107  
+1 (800) 635-3456

NAME	DATE
RWW	3/7/2017

DO NOT SCALE DRAWING

COVER TYPE  
**OVAL 2 PIECE, Accordion Fold, Side Deploy**

SIZE	SALES ORDER	DRAWING NUMBER	REV
B	1	O2NOAS	A

PROPRIETARY AND CONFIDENTIAL INFORMATION OF RAVEN INDUSTRIES INC.  
THIS DRAWING AND THE INFORMATION HEREON ARE RAVEN INDUSTRIES INC. PROPERTY AND MAY BE USED BY OTHERS ONLY AS AUTHORIZED IN WRITING BY RAVEN INDUSTRIES INC.  
- ALL RIGHTS RESERVED UNDER THE COPYRIGHT LAWS.