
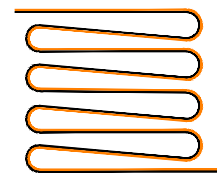


REVISIONS					
LTR	ECO	DESCRIPTION	DATE	APPROVED	ZONE
A		INITIAL_RELEASE	3/10/2017	RWW	


NOTES:
1. XXXXX



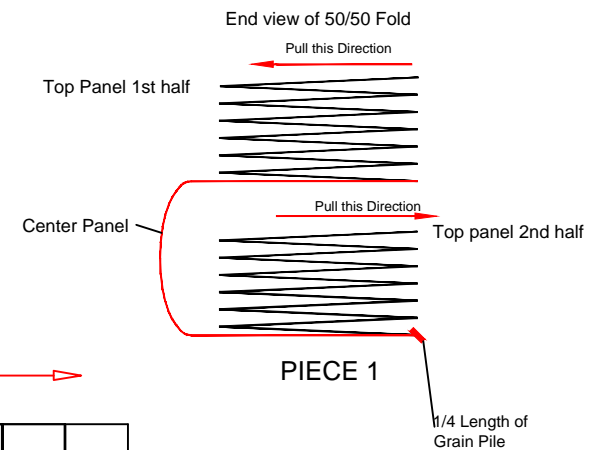
THESE INSTRUCTIONS ARE FOR UNROLLING FROM THE BOTTOM OF THE ROLL



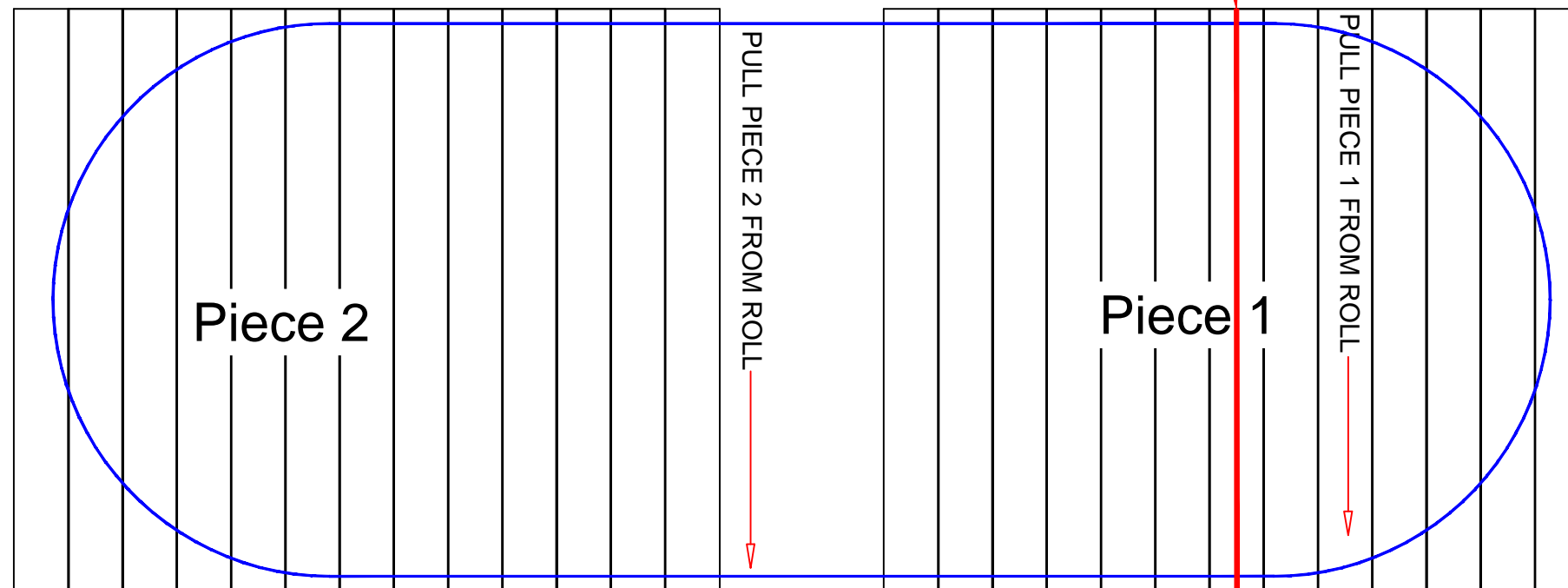
PIECE 2



START UNROLL OF PIECE 1 HERE



BUNKER FINISHING END



BUNKER STARTING END

DEPLOYMENT INSTRUCTIONS;

1. UNROLL PIECE 1 ABOUT 1/4 FROM THE STARTING END OF THE BUNKER
2. UNFOLD THE TOP OF PIECE 1 TO THE CENTER OF THE BUNKER, WHITE SIDE MUST BE FACING UP
3. UNFOLD THE TOP OF THE REMAINING PIECE 1 TO THE STARTING END OF THE BUNKER, WHITE SIDE MUST BE FACING UP
4. UNROLL PIECE 2 ACROSS THE CENTER OF THE BUNKER
5. UNFOLD PIECE 2 FROM THE TOP TO THE FINISHING END OF THE BUNKER, WHITE SIDE MUST BE FACING UP

RAVEN

RAVEN ENGINEERED FILMS
PO BOX 5107
SIOUX FALLS, SD 57117-5107
+1 (800) 635-3456

NAME: RWW DATE: 3/10/2017

DRAWN: RWW

DO NOT SCALE DRAWING

COVER TYPE
OVAL 2 PIECE, Accordion Fold, Side Deploy

SIZE: B	SALES ORDER: 1	DRAWING NUMBER: O2NO50C	REV: A
----------------	-----------------------	--------------------------------	---------------

PROPRIETARY AND CONFIDENTIAL INFORMATION OF RAVEN INDUSTRIES INC.
THIS DRAWING AND THE INFORMATION HEREON ARE RAVEN INDUSTRIES INC. PROPERTY AND MAY BE USED BY OTHERS ONLY AS AUTHORIZED IN WRITING BY RAVEN INDUSTRIES INC.
- ALL RIGHTS RESERVED UNDER THE COPYRIGHT LAWS.