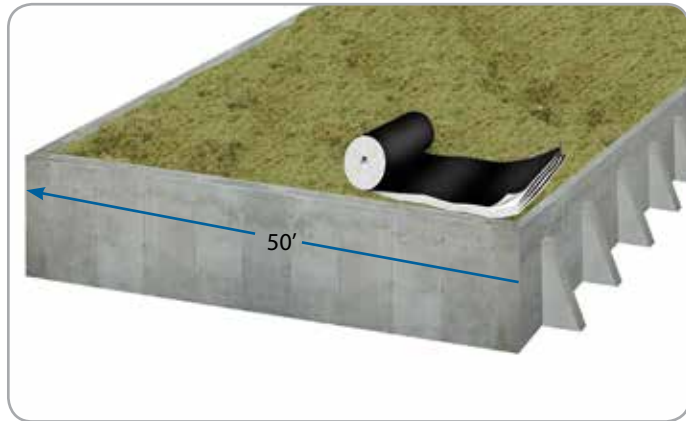


Note: Please verify the white side of the cover will face upward when unfolding to avoid rolling out backwards and having to reposition an open cover. Vover seams should run vertically over the pile to allow for rain run-off from the pile.

*This is a typical cover size be unfolded and does not represent all DURA♦SKRIM® cover variations.*


# 1 STEP

Unroll entirely across the **Width** of the pile.

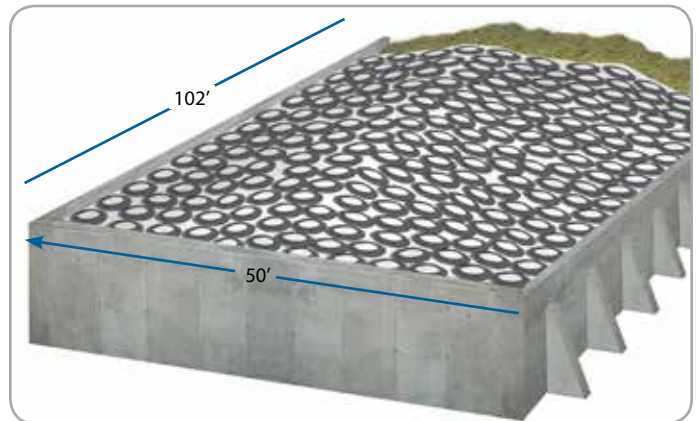
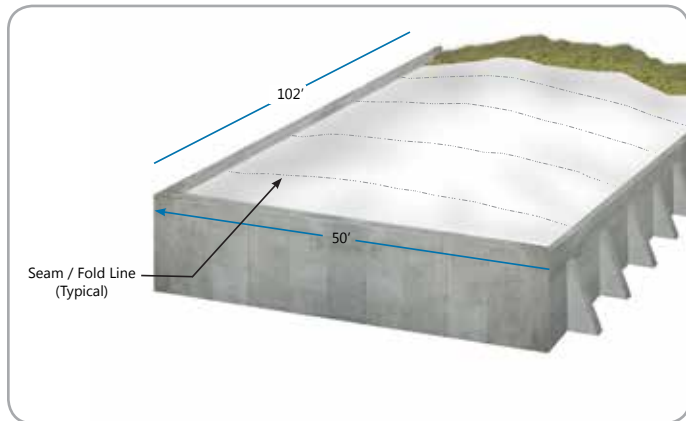


# 2 STEP

Unfold accordin-pleats across the **Length** of the pile.



## FINAL LAYOUT



### Raven Industries Silage Covering Recommendations

Covering is extremely important to keep air and moisture from penetrating into the silage mass. Plastic should be weighted down with some form of dunnage to keep the plastic tightly secured and in direct contact with the silage mass.

Note: To the best of our knowledge, these are typical installation procedures and are intended as guidelines only. RAVEN INDUSTRIES MAKES NO WARRANTIES AS TO THE FITNESS FOR A SPECIFIC USE OR MERCHANTABILITY OF PRODUCTS OR GUIDELINES REFERRED TO, no guarantee of satisfactory results from reliance upon contained information or recommendations and we disclaim all liability for resulting loss or damage. Limited Warranty available at [www.ravenefd.com](http://www.ravenefd.com)