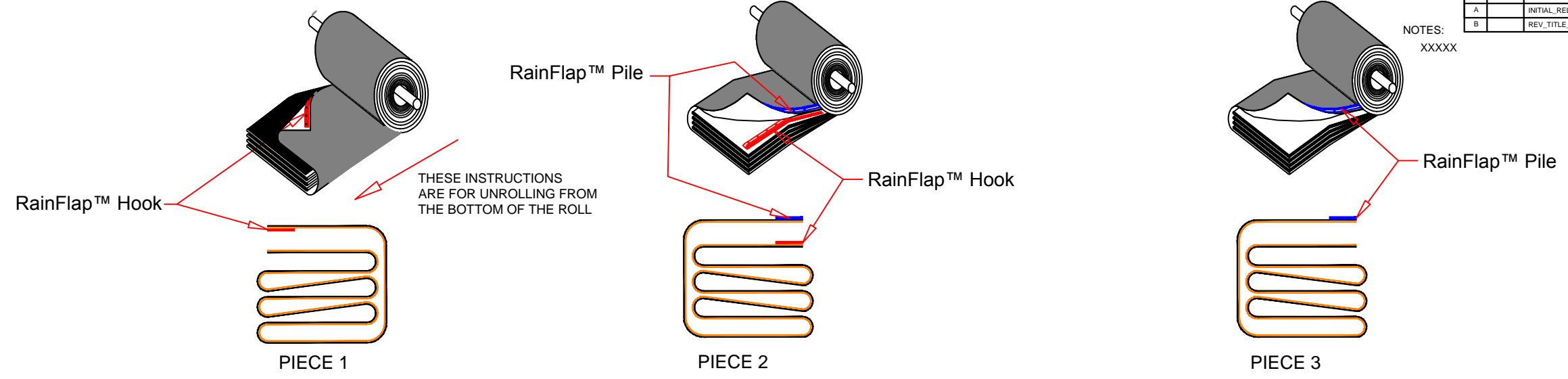


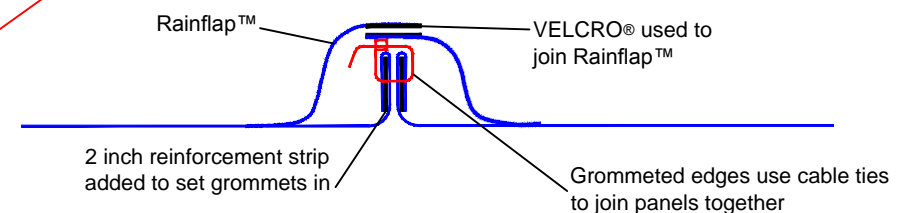
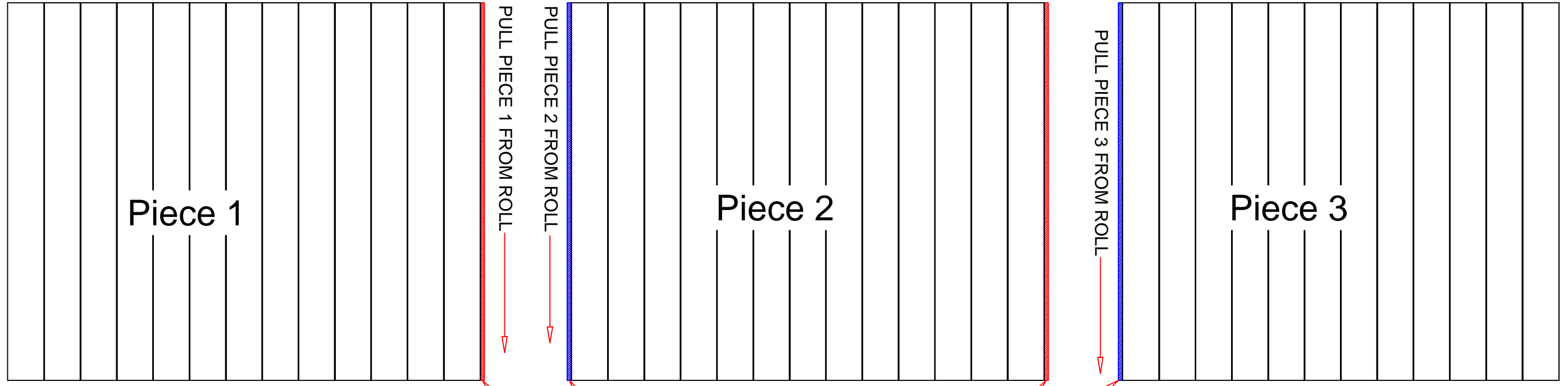
REVISIONS		DESCRIPTION	DATE	APPROVED	ZONE
LTR	ECO				
A		INITIAL_RELEASE	1/18/2016	RWW	
B		REV_TITLE_BLOCK_ADD_UNROLL_DIRECTION	3/28/2016	RWW	

NOTES:
XXXXX



THESE INSTRUCTIONS ARE FOR UNROLLING FROM THE BOTTOM OF THE ROLL

UNFOLD ← → UNFOLD → UNFOLD →



DEPLOYMENT INSTRUCTIONS:

1. PULL PIECE 1 & 2 ACROSS THE GRAIN PILE AT ABOUT 1/3 OF THE LENGTH FROM THE STARTING END
2. FLIP TOP LAYER OF PIECE 1 AND PIECE 2 THEN FASTEN THE RAINFLAPS™ FROM EACH PIECE
3. WHILE HOLDING PIECE 2 PULL PIECE 1 TO THE STARTING END OF THE BUNKER
4. UNFOLD PIECE 2
5. PULL PIECE 3 ACROSS THE GRAIN PILE, ATTACH ITS RAINFLAP™ PILE TO PIECE 2'S RAINFLAP™ HOOK
6. UNFOLD PIECE 3 TO THE FINISHING END OF THE BUNKER
FOR FURTHER INSTRUCTIONS VISIT ravenfd.com/installation

		COVER TYPE			
		OVAL 3 PIECE with RainFlap™ Flip Folded			
RAVEN ENGINEERED FILMS PO BOX 5107 SIOUX FALLS, SD 57117-5107 +1 (800) 635-3456		SIZE	SALES ORDER	DRAWING NUMBER	REV
DRAWN: RWW DATE: 1/18/2016		B	1	O3RFFS	B
DO NOT SCALE DRAWING		PROPRIETARY AND CONFIDENTIAL INFORMATION OF RAVEN INDUSTRIES INC. THIS DRAWING AND THE INFORMATION HEREON ARE RAVEN INDUSTRIES INC. PROPERTY AND MAY BE USED BY OTHERS ONLY AS AUTHORIZED IN WRITING BY RAVEN INDUSTRIES INC. - ALL RIGHTS RESERVED UNDER THE COPYRIGHT LAWS.			