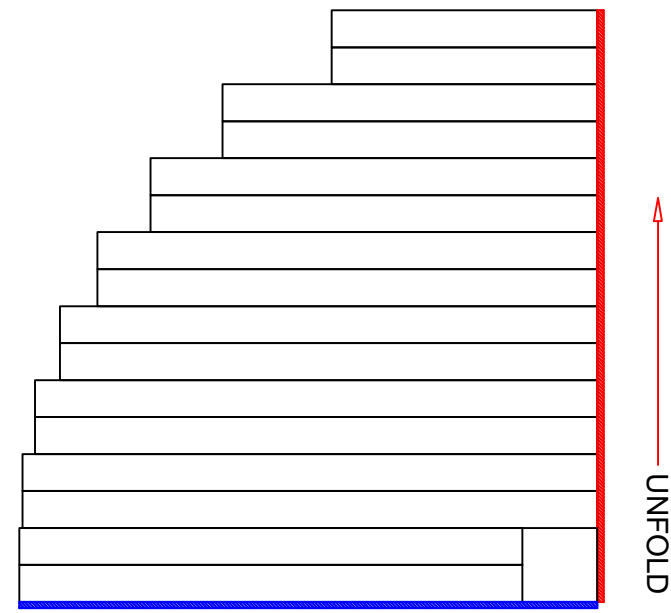
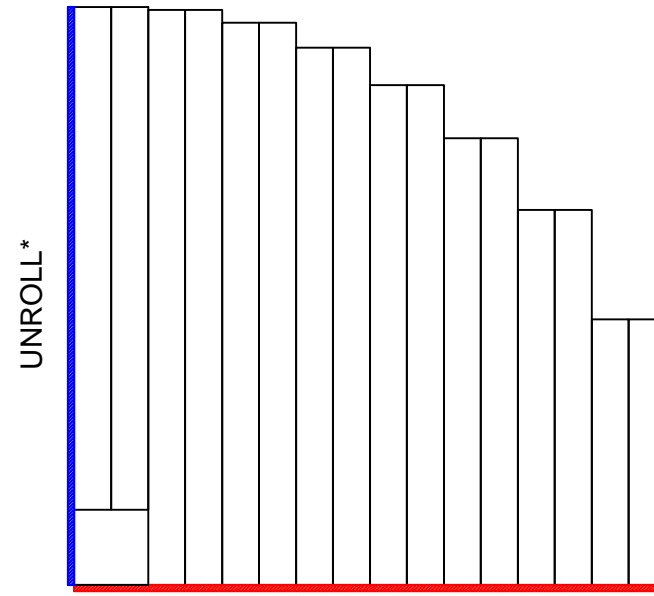


REVISIONS					
LTR.	ECO	DESCRIPTION	DATE	APPROVED	ZONE
A		INITIAL_RELEASE	1/22/2016	RWW	
B		REV_TITLE_BLOCK_ADDED_PULL_DIRECTION	3/28/2016	RWW	


NOTES:  
1. XXXXX



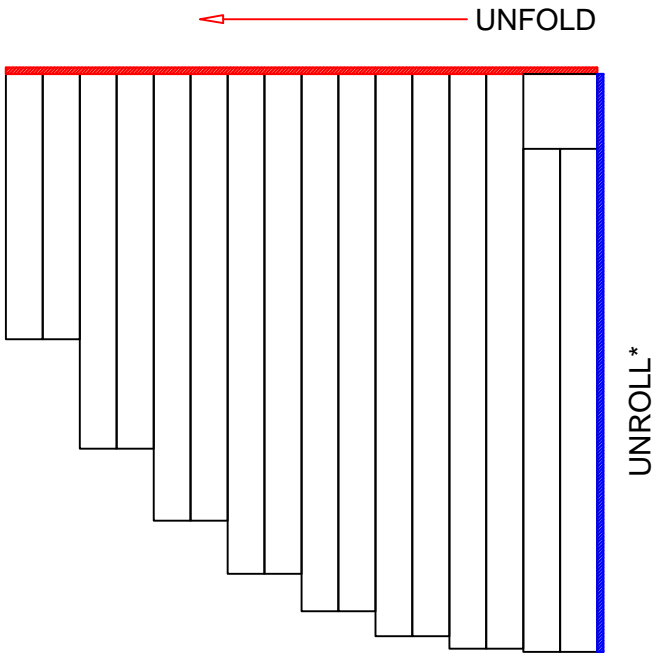
UNROLL\*



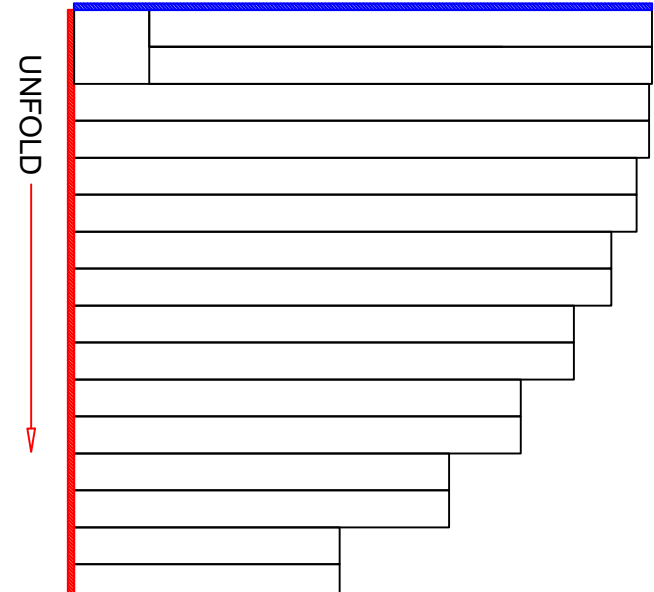
UNFOLD



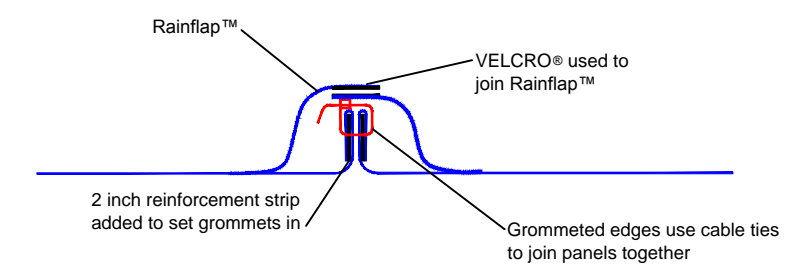
THESE INSTRUCTIONS  
ARE FOR UNROLLING  
FROM THE BOTTOM OF  
THE ROLL



UNFOLD



UNROLL\*



PLEASE NOTE;

- IF COVERING YOUR GRAIN STORAGE SYSTEM WHEN FILLED, DISPENSE ROLLS FROM THE SIDE OF THE BUNKER AND PULL TOWARD THE CENTER OF THE PILE.
  - IF FILLING YOUR GRAIN STORAGE SYSTEM AFTER INSTALLATION OF THE COVER, PLACE YOUR ROLLS INSIDE THE WALLS ON THE GROUND ALONGSIDE THE TOWER, ATTACH TO THE TOWER AND UNROLL TOWARD THE BUNKER WALLS.
- FOR FURTHER INSTRUCTIONS VISIT [ravenefd.com/installation](http://ravenefd.com/installation)

		COVER TYPE			
		CIRCULAR 4 PIECE with RainFlap™ Flip Folded			
<small>RAVEN ENGINEERED FILMS PO BOX 5107 SIOUX FALLS, SD 57117-5107 +1 (800) 635-3456</small>		SIZE	SALES ORDER	DRAWING NUMBER	REV
<small>NAME</small> DRAWN RWW	<small>DATE</small> 1/22/2016	B	1	C4RFFS	B
DO NOT SCALE DRAWING		<small>PROPRIETARY AND CONFIDENTIAL INFORMATION OF RAVEN INDUSTRIES INC. THIS DRAWING AND THE INFORMATION HEREON ARE RAVEN INDUSTRIES INC. PROPERTY AND MAY BE USED BY OTHERS ONLY AS AUTHORIZED IN WRITING BY RAVEN INDUSTRIES INC. - ALL RIGHTS RESERVED UNDER THE COPYRIGHT LAWS.</small>			