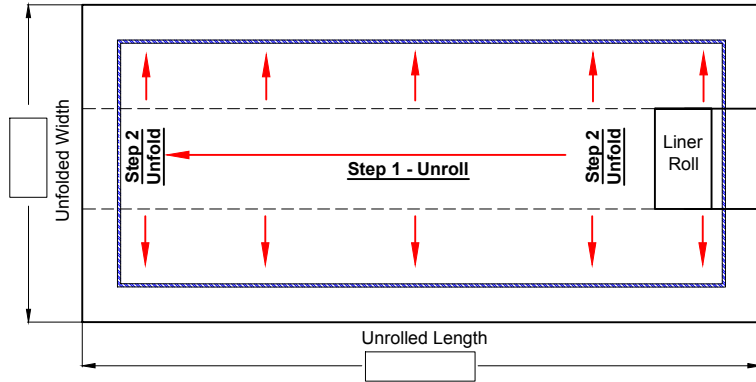
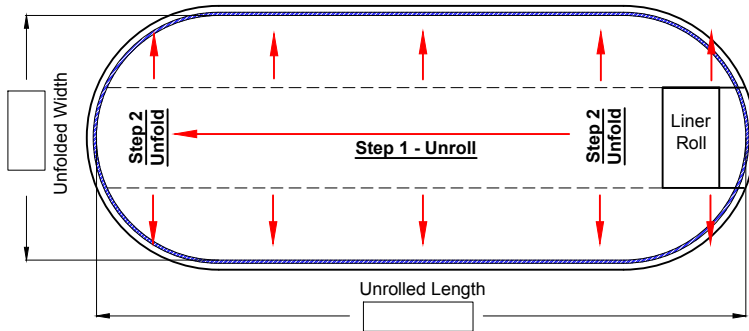


# Pre-fabricated Drop-In Liner Unrolling and Unfolding Procedures for Rectangle, Oval and Circle Galvanized Steel Systems

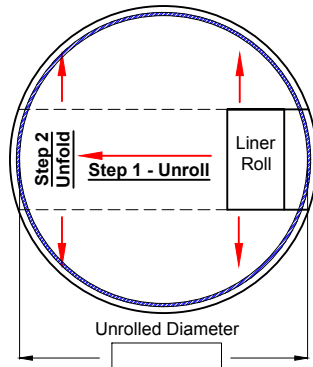
## Galvanized Steel Systems (Rectangular)



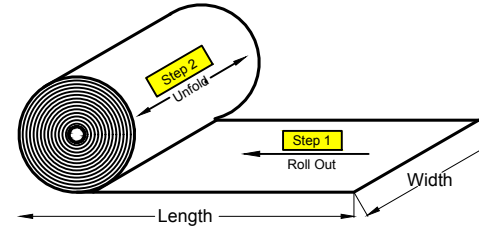
## Galvanized Steel Systems (Oblong/Oval)



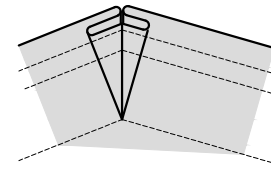
## Galvanized Steel Systems (Round)



## Typical Roll Shipment



## Corner Pleat Fold



**Notes:**

1. Before attaching liner to top of wall push liner tightly along bottom edges of the system.
2. Liners are typically folded on the width and rolled on the length.

**Additional Notes:**

3. \_\_\_\_\_
4. \_\_\_\_\_
5. \_\_\_\_\_

**IF YOU HAVE ANY QUESTIONS PLEASE GIVE US A CALL AT 605-997-3706**

<b>J.C. RAMSDALL ENVIRO SERVICES INC.</b>				Chk By
408 South Veterans Street, Flandreau, SD 57028 Phone: 605-997-3706				
Customer:		Liner Unrolling and Unfolding Procedures		
Scale: None	Drawing Number:	Page	Dwg by	
Rev. #:	Date: 1-24-2017	0001-001	1 of 1	CW