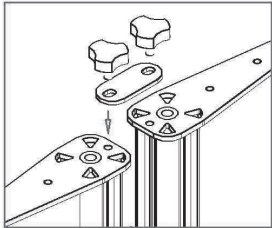




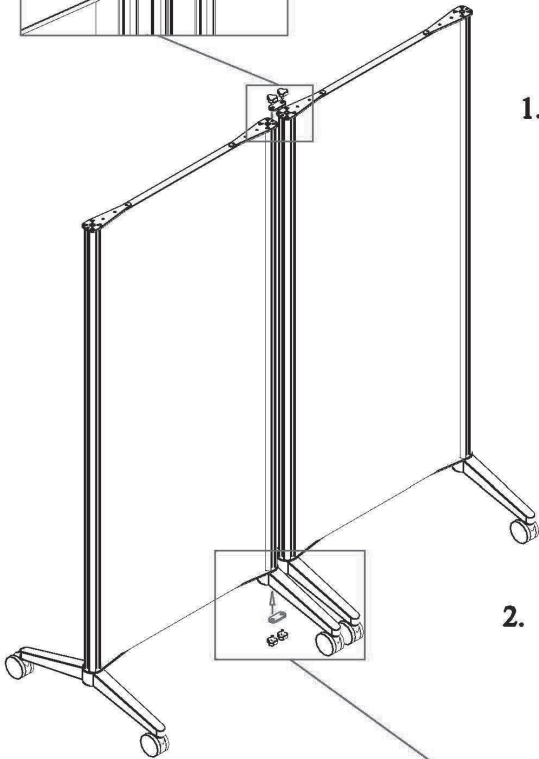
COMPONENTS:



Included Hardware

	Thumb Screw	4 pcs
	Oval Metal Plate	2 pcs

1. Attach the Oval Metal Plate over the top frame then secure both frame with the thumb screws.



2. Attach the Oval Metal Plate at the bottom frame then secure both frame with the thumb screws.

