

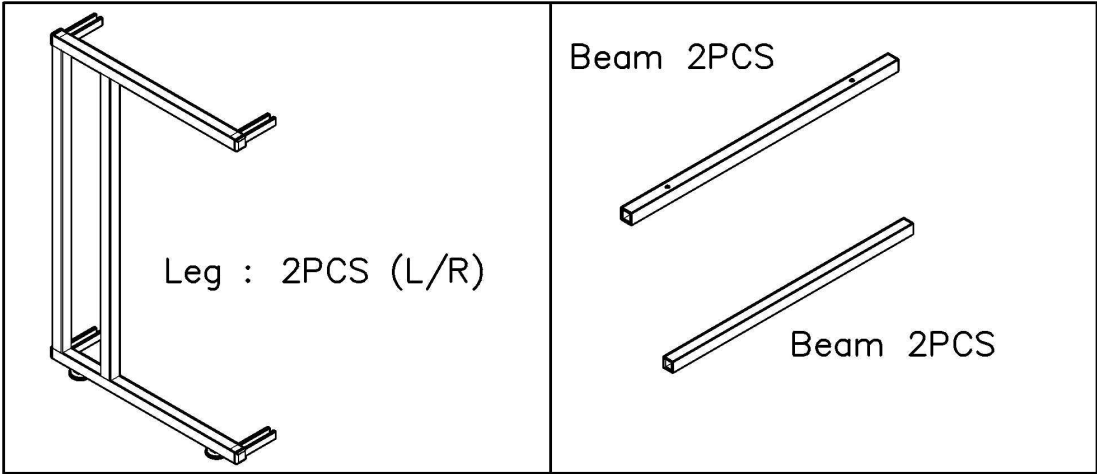
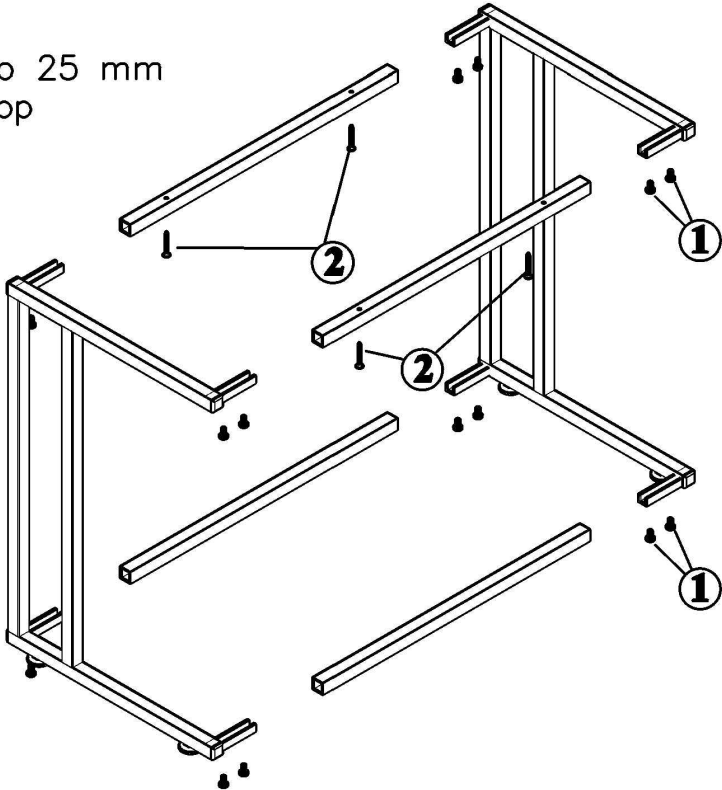


HARDWARE

1		Bolts M6 x 12mm	16 pcs
2		Wood Screw M4 x 35 mm	4 pcs



② For Fasten to 25 mm Worktop



IMPORTANT NOTE :

- * Place all metal parts on a clean, smooth surface to prevent the parts from being stratched.
- * Check that you have all parts and hardware.
- * Remove all wrapping materials including staples & packing straps before you start to assemble
- * Do not tighten any screws or bolts until the unit is completely assembled.
- * Keep all hardware parts out of reach of children.