
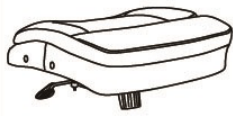
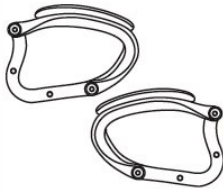






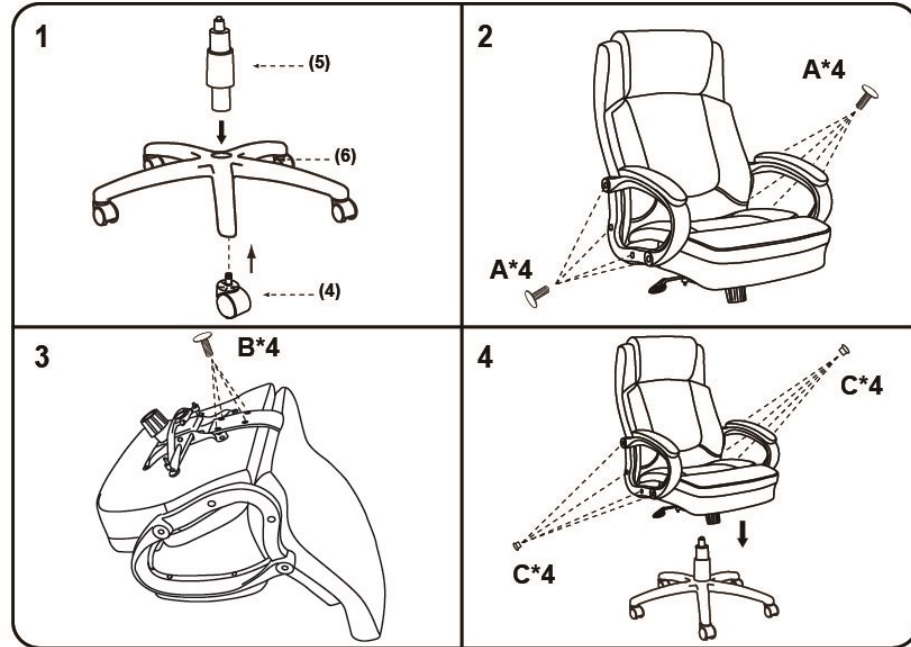


| (1)X1 | (2)X1 | (3)X1 (L)X1 (R) |
|---|---|---|
|  |  |  |
| BACK | SEAT & MECHANISM | LARM LEFT ARM RARM RIGHT ARM |
| (4)X5 | (5)X1 | (6)X1 |
|  |  |  |
| CASTERS | GAS LIFT | BASE |
| (A)x8  M6*25 Arm Screw | | |
| (B)x4  M6*30 L-Bar Screw | | |
| (C)x8  Arm Cap | | |



Insert and loosely tighten all screws. When assembly is completed, fully tighten all screws before using. This chair is only intended for sitting. Any other use will void the warranty.