

### Product Features:

- Sleek nesting design features a flip-up seat for efficient, compact storage
- Breathable mesh back promotes airflow for enhanced comfort and support
- Ergonomically molded foam seat cushion with waterfall front edge
- Smooth-rolling casters for easy mobility on various surfaces
- Part of a family of task, managers, conference, stool and guest seating
- Available in arm and armless models
- Set of 2
- ANSI/BIFMA
- CAL-117
- Environmentally friendly
- Ready to assemble
- Limited Lifetime Warranty

### Material Attributes:


Frame	• Steel
Base / Legs	• Steel
Casters	• Nylon
Seat Cushion	• Molded Foam
Cushion Thickness	• 2.36"
Cushion Width	• 17 1/2"W
Cushion Depth	• 18 1/4"D
Foam Density	• 3.12 lbs.
Seat Cover	• Mesh
Back Cover	• Mesh

Nesting Chair w/Arms  
& Black Frame  
#OSSN6502

Overall: 24 3/8"W x 25"D x 34 1/4"H  
Seat: 17"W x 18 1/4"D x 18"H

### Product Dimensions:

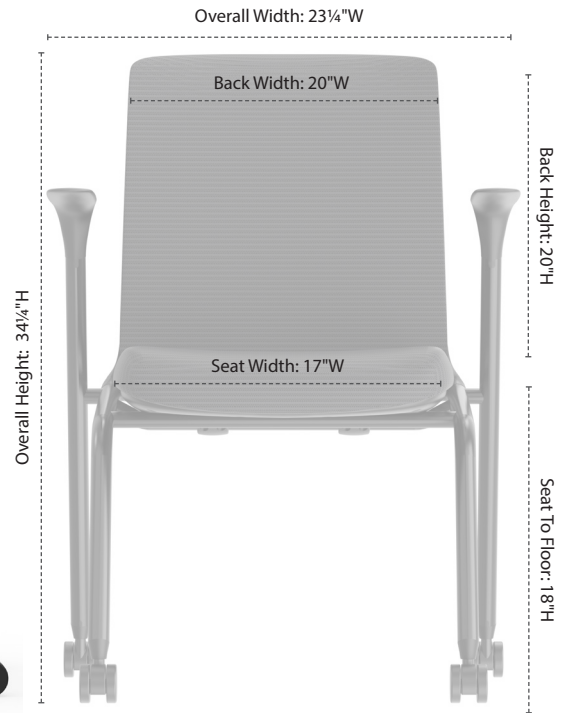
Overall	24 3/8"W x 25"D x 34 1/4"H
Seat	17"W x 18 1/4"D x 18"H
Seat to Back	
Back Height	16 5/16"H
Back Width	19 1/16"W
Arm Height	
Arm Width	
Arm Depth	
Floor to Arm	
Seat To Floor	17 5/16"H
Product Weight	37.92 lbs.
Weight Capacity	lbs.



BK Black Mesh

### Shipping Dimensions:

Carton Length	25.20"
Carton Width	22.05"
Carton Height	29.92"
Carton Weight	43.65 lbs.



### Product Features:


- Sleek nesting design features a flip-up seat for efficient, compact storage
- Breathable mesh back promotes airflow for enhanced comfort and support
- Ergonomically molded foam seat cushion with waterfall front edge
- Smooth-rolling casters for easy mobility on various surfaces
- Part of a family of task, managers, conference, stool and guest seating
- Available in arm and armless models
- Set of 2
- ANSI/BIFMA
- CAL-117 Compliant
- Environmentally friendly
- Ready to assemble
- Limited Lifetime Warranty

### Material Attributes:

Frame	• Steel
Base / Legs	• Steel
Casters	• Nylon
Seat Cushion	• Molded Foam
Cushion Thickness	• 2½"H
Cushion Width	• 17½"W
Cushion Depth	• 18¼"D
Foam Density	• 3.12 lbs.
Seat Cover	• Mesh
Back Cover	• Mesh

### Product Dimensions:

Overall	23¼"W x 25"D x 34¼"H
Seat	17"W x 18¼"D x 18"H
Seat to Back	16½"H
Back Depth	1½"D
Back Height	20"H
Back Width	20"W
Arm Height	3¼"H
Arm Width	2¾"W
Arm Depth	8"D
Floor to Arm	26½"H
Seat To Floor	18"H
Product Weight	18.74 lbs.
Weight Capacity	275 lbs.



BK Black Mesh

### Shipping Dimensions:

Carton Length	25.20"
Carton Width	22.05"
Carton Height	29.92"